


# TOWN OF BARNSTABLE



## FY2023 CAPITAL BUDGET AND FY2023 – FY2027 CAPITAL IMPROVEMENT PLAN



GOVERNMENT FINANCE OFFICERS ASSOCIATION

*Distinguished  
Budget Presentation  
Award*

PRESENTED TO

**Town of Barnstable  
Massachusetts**

For the Fiscal Year Beginning

**July 01, 2021**

*Christopher P. Morill*

Executive Director

*The Government Finance Officers Association of the United States and Canada (GFOA) has presented a Distinguished Budget Award to the Town of Barnstable for the fiscal year beginning July 1, 2021. The award is the highest form of recognition in governmental budgeting. In order to receive this award, a government unit must publish a budget document that meets program criteria as a policy document, as an operations guide, as a financial plan, and as a communications device. The Town of Barnstable has been presented with this prestigious award for **twentieth consecutive year**.*

*The criterion on which the award for fiscal year 2022 was based will be used as a guide in preparing the budget for fiscal year 2023. Therefore, it is my belief that the Capital and Operating budgets presented for fiscal year 2023 conform to program requirements, and I will submit them to GFOA to determine their eligibility for another award. My Staff, Mark Milne, Finance Director, and Nathan Empey, Finance/Budget Analyst, are to be congratulated for their parts in this and the previous awards.*

Mark S. Ells  
Town Manager

# **ELECTED OFFICIALS**

## **BARNSTABLE TOWN COUNCIL**

Mathew P. Levesque, Council President, Precinct 10  
Paula K. Schnepf, Council Vice President, Precinct 12  
Gordon Starr, Precinct 1  
Eric R. Steinhilber, Precinct 2  
Paul Hebert, Precinct 3  
Nikolas Atsalis, Precinct 4  
David W. Bogan, Precinct 5  
Paul C. Neary, Precinct 6  
Jessica Rapp Grassetti, Precinct 7  
Jeffrey Mendes, Precinct 8  
Tracy Shaughnessy, Precinct 9  
Kristine Clark, Precinct 11  
Jennifer L. Cullum, Precinct 13

## **BARNSTABLE SCHOOL COMMITTEE**

Mike Judge, Chair  
Kathy Bent, Vice Chair  
Peter Goode  
Andrew King  
Joe Nystrom

## **TOWN CLERK**

Ann M. Quirk, CMC

## **TOWN ADMINISTRATION**

---

|                        |   |
|------------------------|---|
| Mark S. Ells           | Town Manager  |
| Andrew M. Clyburn      | Assistant Town Manager                                  |
| Katie Servis           | Barnstable Cape Cod Gateway Airport Manager             |
| Cynthia A. Lovell      | Town Council Administrator                              |
| Matthew Sonnabend      | Chief of Police   |
| Elizabeth Jenkins      | Director of Planning & Development                      |
| Madeline Noonan        | Director of Community Services                          |
| Derek Lawson           | Director of Marine & Environmental Affairs              |
| Daniel W. Santos, P.E. | Director of Public Works                                |
| Brian Florence         | Director of Inspectional Services/Building Commissioner |

---

## **SCHOOL ADMINISTRATION**

---

|                |                                     |
|----------------|-------------------------------------|
| Meg Mayo-Brown | Superintendent of Schools           |
| Kristen Harmon | Assistant Superintendent of Schools |

---

## **OTHER TOWN OFFICIALS**

---

|                    |                                    |
|--------------------|------------------------------------|
| Karen Nober, Esq.  | Town Attorney                      |
| Mark A. Milne, CPA | Director of Finance                |
| Debra Watson       | Treasurer/Collector                |
| Lane Partridge     | Director of Assessing              |
| William E. Cole    | Director of Human Resources        |
| James A. Benoit    | Director of Information Technology |
| Greg Quilty        | Director of Veterans Services      |

---

## **AIRPORT COMMISSION**

---

|                               |
|-------------------------------|
| John T. Griffin, Jr. - Chair  |
| Elizabeth Young - Vice Chair  |
| Norman Weill - Clerk          |
| Wendy Bierwith - Commissioner |
| John Flores - Commissioner    |
| Bradley Bailey - Commissioner |
| Joe DiGeorge - Commissioner   |

---



# Table of Contents

|  |           |
|--|-----------|
| <b>PART I – CAPITAL IMPROVEMENT PLAN SUBMISSIONS.....</b>                                  | <b>1</b>  |
| Cost and Fiscal Year Summary .....   | 1         |
| Detailed Project Listing .....   | 2         |
| Project Submissions for Enterprise Funds .....   | 2         |
| Project Submissions for Comprehensive Wastewater Management Plan .....                     | 4         |
| Project Submissions for General Fund .....   | 5         |
| <b>PART II – CAPITAL SUBMISSION REVIEW PROCESS.....</b>                                    | <b>9</b>  |
| Round 1 Evaluation Criteria .....  | 9         |
| Round 2 Evaluation Criteria .....  | 10        |
| Project Ranking Results.....   | 14        |
| <b>PART III – STATUS OF EXISTING CAPITAL APPROPRIATIONS .....</b>                          | <b>17</b> |
| Review of Active Prior Year Capital Appropriations (Balances as of 2/01/2022) .....        | 17        |
| <b>PART IV – FIVE YEAR FUNDING PLAN.....</b>   | <b>23</b> |
| Five-Year Capital Improvement Plan for Enterprise Funds.....                               | 24        |
| Five-Year Capital Improvement Plan for Comprehensive Wastewater Management Plan .....      | 25        |
| Five-Year Capital Improvement Plan for General Fund .....                                  | 26        |
| Sewer Construction & Private Way Maintenance and Improvement Fund Cash Flow Analysis ..... | 28        |
| Capital Trust Fund (CTF) Cash Flow Analysis.....   | 30        |
| <b>DEBT POSITION ANALYSIS.....</b>   | <b>35</b> |
| A. Type And Purpose Of Debt .....  | 35        |
| B. Current Debt Position .....   | 35        |
| C. General Obligation Debt – Credit Ratings.....   | 39        |
| D. General Obligation Debt - Limitations .....   | 41        |
| E. General Obligation Debt - Affordability .....   | 41        |
| F. Administrative Polices In Relation To Debt.....   | 42        |
| G. Debt Summarized .....   | 44        |
| <b>PART V – TOWN MANAGER RECOMMENDATIONS .....</b>   | <b>45</b> |
| Project Recommendation Rationale .....   | 45        |
| Comprehensive Wastewater Management Plan Project Recommendations .....                     | 45        |
| Enterprise Funds Project Recommendations.....  | 45        |
| General Fund Project Recommendations .....   | 46        |
| Additional Project Recommendations .....   | 48        |
| Comprehensive Wastewater Management Plan Project Descriptions.....                         | 49        |
| Water Pollution Control Enterprise Fund Project Descriptions .....                         | 59        |
| Water Supply Enterprise Fund Projects Descriptions .....                                   | 72        |

|   |            |
|---|------------|
| Solid Waste Enterprise Fund Project Descriptions .....                            | 79         |
| Department of Public Works General Fund Project Descriptions .....                | 85         |
| Marine & Environmental Affairs Department General Fund Project Descriptions ..... | 115        |
| Inspectional Services Department General Fund Project Descriptions .....          | 125        |
| School Department General Fund Project Descriptions .....                         | 127        |
| Airport Enterprise Fund Project Descriptions .....                                | 143        |
| <b>PART VI –DETAILED DESCRIPTIONS OF DEFERRED PROJECTS.....</b>                   | <b>151</b> |
| Airport Enterprise Fund Project Descriptions .....                                | 173        |
| Marina Enterprise Fund Project Descriptions .....                                 | 198        |
| Sandy Neck Enterprise Fund Project Descriptions .....                             | 200        |
| Hyannis Youth & Community Center Enterprise Fund Project Descriptions .....       | 204        |
| Water Pollution Control Enterprise Fund Project Descriptions .....                | 206        |
| Water Supply Enterprise Fund Project Descriptions.....                            | 211        |
| Solid Waste Enterprise Fund Project Descriptions .....                            | 213        |
| Marine & Environmental Affairs General Fund Project Descriptions .....            | 217        |
| Community Services General Fund Project Descriptions.....                         | 243        |
| Public Works General Fund Project Descriptions .....                              | 273        |
| School Department Project Descriptions.....                                       | 362        |
| <b>APPENDIX A – FISCAL YEAR 2023 CAPITAL BUDGET APPROPRIATIONS ORDERS .....</b>   | <b>1</b>   |
| <b>APPENDIX B - DEBT AMORTIZATION SCHEDULES AS OF JUNE 30, 2021 .....</b>         | <b>1</b>   |

Front Cover Photo: Sandy Neck Dune Nourishment

Back Cover Photo: FY2023 Budget Action Calendar

Editors: Mark Milne, CPA, Director of Finance

Nathan Empey, Finance/Budget Analyst

# PART I – CAPITAL IMPROVEMENT PLAN SUBMISSIONS

## Cost and Fiscal Year Summary

The capital projects identified by departments in this year’s capital improvement plan process represent a total of \$79 million of requests for FY 2023 and a combined total of \$598 million over a five-year period. Of the \$598 million, \$156 million represents Enterprise Funds, \$226 million are General Fund requests and \$216 million are Comprehensive Wastewater Management Plan (CWMP) requests.

|         | Enterprise Funds | General Fund  | Comprehensive Wastewater Mgt. Plan (CWMP) | Total Capital Cost |
|---------|------------------|---------------|---|--------------------|
| FY 2023 | 23,929,847       | 56,511,844    | 5,250,000                                 | 85,691,691         |
| FY 2024 | 23,050,400       | 79,816,201    | 30,300,000                                | 133,166,601        |
| FY 2025 | 35,829,000       | 39,839,500    | 97,625,000                                | 173,293,500        |
| FY 2026 | 48,224,200       | 35,093,547    | 26,900,000                                | 110,217,747        |
| FY 2027 | 25,168,735       | 14,857,853    | 55,650,000                                | 95,676,588         |
| Totals  | \$156,202,182    | \$226,118,945 | \$215,725,000                             | \$598,046,127      |

Projects for the Enterprise Funds distributed by fund as follows:

| Fund            | FY 2023      | FY 2024      | FY 2025      | FY 2026      | FY 2027      | Totals        |
|-----------------|--------------|--------------|--------------|--------------|--------------|---------------|
| Airport         | 3,287,000    | 2,010,000    | 15,780,000   | 13,500,000   | 20,750,000   | 55,327,000    |
| Marina          | -            | 7,050,000    | -            | -            | -            | 7,050,000     |
| Sandy Neck      | -            | 3,450,000    | -            | -            | -            | 3,450,000     |
| HYCC            | 2,240,500    | 1,576,400    | 802,000      | 1,409,200    | 540,735      | 6,568,835     |
| Water Pollution | 15,185,000   | 2,809,000    | 2,737,000    | 1,875,000    | 2,433,000    | 25,039,000    |
| Water Supply    | 2,795,000    | 5,850,000    | 16,250,000   | 31,250,000   | 1,250,000    | 57,395,000    |
| Solid Waste     | 422,347      | 305,000      | 260,000      | 190,000      | 195,000      | 1,372,347     |
| Totals          | \$23,929,847 | \$23,050,400 | \$35,829,000 | \$48,224,200 | \$25,168,735 | \$156,202,182 |

General Fund projects identified by department are as follows:

| Department            | FY 2023      | FY 2024      | FY 2025      | FY 2026      | FY 2027      | Totals        |
|-----------------------|--------------|--------------|--------------|--------------|--------------|---------------|
| Police Dept.          | 1,167,321    | 1,586,827    | 1,200,397    | -            | -            | 3,954,545     |
| Inspectional Services | 80,000       | -            | -            | -            | -            | 80,000        |
| Marine & Environ.     | 2,284,227    | 5,306,000    | 6,280,000    | 7,550,000    | 3,322,030    | 24,742,257    |
| Comm. Services        | 10,992,326   | 26,106,319   | 5,647,776    | 7,731,911    | 2,038,856    | 52,517,188    |
| Public Works          | 33,498,986   | 39,467,055   | 19,761,327   | 12,761,636   | 5,496,967    | 110,985,971   |
| Schools               | 8,488,984    | 7,350,000    | 6,950,000    | 7,050,000    | 4,000,000    | 33,838,984    |
| Totals                | \$56,511,844 | \$79,816,201 | \$39,839,500 | \$35,093,547 | \$14,857,853 | \$226,118,945 |

## Detailed Project Listing

The description and justification for each project listed on the following tables are included in Part V and Part VI of this document. Part V contains projects recommended for funding in the FY 2023 program while Part VI includes those projects that will be addressed in subsequent years.

### Project Submissions for Enterprise Funds

| LISTING OF CAPITAL IMPROVEMENT PROJECTS: ENTERPRISE FUNDS |          |   | FIVE YEAR COSTS    |                    |                     |                     |                     | PROJECT             |
|---|----------|---|--------------------|--------------------|---------------------|---------------------|---------------------|---------------------|
| DEPT  | PRIORITY | PROJECT TITLE   | FY 2023            | FY 2024            | FY 2025             | FY 2026             | FY 2027             | TOTALS              |
| BMA   | 1        | Replace 1992 ARFF Equipment - Airport #820  | 978,000            | -                  | -                   | -                   | -                   | 978,000             |
| BMA   | 2        | Reporting, Testing, Mitigation, Monitoring (PFOS Soils) Phase IV                    | 105,000            | -                  | -                   | -                   | -                   | 105,000             |
| BMA   | 3        | PFAS Mitigation Design and Implementation   | 1,004,000          | -                  | -                   | -                   | -                   | 1,004,000           |
| BMA   | 4        | Replacement of Circa 1997 Mo-Gas and Diesel Fuel Con-Vault, Gas Boy & Alarm         | 1,200,000          | -                  | -                   | -                   | -                   | 1,200,000           |
| BMA   | 5        | Permitting - Airport Master Plan for Short-Term Airport Master Plan Update Projects | -                  | 525,000            | -                   | -                   | -                   | 525,000             |
| BMA   | 6        | Design & Implement Airport Security Camera Upgrades to meet TSA requirements        | -                  | 650,000            | -                   | -                   | -                   | 650,000             |
| BMA   | 7        | Replace SRE Equipment 10-wheeler - Airport #47                                      | -                  | 385,000            | -                   | -                   | -                   | 385,000             |
| BMA   | 8        | Electric Aircraft Support Vehicle   | -                  | 450,000            | -                   | -                   | -                   | 450,000             |
| BMA   | 9        | Design, Construct, Relocate and Extend Taxiway B                                    | -                  | -                  | 8,800,000           | -                   | -                   | 8,800,000           |
| BMA   | 10       | Reconstruction and Re-Alignment of Taxiways Delta and Echo at Runway 15             | -                  | -                  | 5,300,000           | -                   | -                   | 5,300,000           |
| BMA   | 11       | Replace SRE Equipment - Airport #38   | -                  | -                  | 100,000             | -                   | -                   | 100,000             |
| BMA   | 12       | Replace SRE Equipment - Airport #32   | -                  | -                  | 80,000              | -                   | -                   | 80,000              |
| BMA   | 13       | Terminal Upgrades - Jetway/Gate Expansion/Hold Room Expansion                       | -                  | -                  | 1,500,000           | -                   | -                   | 1,500,000           |
| BMA   | 14       | Easements for Future Construction/Runway Extension                                  | -                  | -                  | -                   | 13,500,000          | -                   | 13,500,000          |
| BMA   | 15       | Phase III Design & Construct Tree Clearing for RUNWAY 15/33 Extension               | -                  | -                  | -                   | -                   | 750,000             | 750,000             |
| BMA   | 16       | Design & Construct Extension of Runway 15 /33 and Runway 6/24 Displacements         | -                  | -                  | -                   | -                   | 20,000,000          | 20,000,000          |
| <b>TOTAL AIRPORT</b>                                      |          |   | <b>\$3,287,000</b> | <b>\$2,010,000</b> | <b>\$15,780,000</b> | <b>\$13,500,000</b> | <b>\$20,750,000</b> | <b>\$55,327,000</b> |
| MAR   | 1        | Bismore Park Bulkhead Improvements  | -                  | 7,050,000          | -                   | -                   | -                   | 7,050,000           |
| <b>TOTAL MARINE &amp; ENVIRONMENTAL AFFAIRS MARINAS</b>   |          |   | <b>\$-</b>         | <b>\$7,050,000</b> | <b>\$-</b>          | <b>\$-</b>          | <b>\$-</b>          | <b>\$7,050,000</b>  |

Project Submissions for the Enterprise Funds – Continued

| LISTING OF CAPITAL IMPROVEMENT PROJECTS: ENTERPRISE FUNDS  |          |   |                     | FIVE YEAR COSTS    |                     |                     |                    |                     | PROJECT |
|--|----------|---|---------------------|--------------------|---------------------|---------------------|--------------------|---------------------|---------|
| DEPT   | PRIORITY | PROJECT TITLE   | FY 2023             | FY 2024            | FY 2025             | FY 2026             | FY 2027            | TOTALS              |         |
| SDY  | 1        | Sandy Neck ORV Trail and Gatehouse Relocation Construction        | -                   | 800,000            | -                   | -                   | -                  | 800,000             |         |
| SDY  | 2        | Sandy Neck Parking Lot Relocation                                 | -                   | 2,650,000          | -                   | -                   | -                  | 2,650,000           |         |
| <b>TOTAL MARINE &amp; ENVIRONMENTAL AFFAIRS SANDY NECK</b> |          |   | <b>\$-</b>          | <b>\$3,450,000</b> | <b>\$-</b>          | <b>\$-</b>          | <b>\$-</b>         | <b>\$3,450,000</b>  |         |
| HYCC   | 1        | Hyannis Youth & Community Center Facility Mechanical Improvements | 1,770,000           | 1,576,400          | 802,000             | 1,409,200           | 540,735            | 6,098,335           |         |
| HYCC   | 2        | Hyannis Youth & Community Center Storage Building                 | 470,500             | -                  | -                   | -                   | -                  | 470,500             |         |
| <b>TOTAL COMMUNITY SERVICES HYCC</b>                       |          |   | <b>\$2,240,500</b>  | <b>\$1,576,400</b> | <b>\$802,000</b>    | <b>\$1,409,200</b>  | <b>\$540,735</b>   | <b>\$6,568,835</b>  |         |
| WPC  | 1        | Pump Station Rehabilitation Program                               | 2,860,000           | 1,100,000          | 550,000             | 950,000             | 1,300,000          | 6,760,000           |         |
| WPC  | 2        | 720 Main Street Pump Station Replacement                          | 11,000,000          | -                  | -                   | -                   | -                  | 11,000,000          |         |
| WPC  | 3        | Water Pollution Control Facility Improvements                     | 330,000             | 1,009,000          | 1,212,000           | 925,000             | 633,000            | 4,109,000           |         |
| WPC  | 4        | Crane Truck 247 Replacement                                       | 165,000             | -                  | -                   | -                   | -                  | 165,000             |         |
| WPC  | 5        | Sewer System Rehabilitation / Infiltration and Inflow Removal     | 760,000             | -                  | 225,000             | -                   | 500,000            | 1,485,000           |         |
| WPC  | 6        | Replacement of Truck 254 with a new ¾ ton pickup                  | 70,000              | -                  | -                   | -                   | -                  | 70,000              |         |
| WPC  | 7        | Headworks Building Design and Construction                        | -                   | 350,000            | -                   | TBD                 | -                  | 350,000             |         |
| WPC  | 8        | Effluent Sand Bed Valve Rehabilitation                            | -                   | 350,000            | -                   | -                   | -                  | 350,000             |         |
| WPC  | 9        | MSB Generator Design and Construction                             | -                   | -                  | 750,000             | -                   | -                  | 750,000             |         |
| <b>TOTAL PUBLIC WORKS WATER POLLUTION CONTROL</b>          |          |   | <b>\$15,185,000</b> | <b>\$2,809,000</b> | <b>\$2,737,000</b>  | <b>\$1,875,000</b>  | <b>\$2,433,000</b> | <b>\$25,039,000</b> |         |
| WS   | 1        | Pipe Replacement and Upgrade Program                              | 1,050,000           | 1,050,000          | 1,050,000           | 1,050,000           | 1,050,000          | 5,250,000           |         |
| WS   | 2        | Wells, Pump Stations, Treatment Plant Repair & Upgrade Program    | 200,000             | 200,000            | 200,000             | 200,000             | 200,000            | 1,000,000           |         |
| WS   | 3        | Straightway Treatment Plant, 217 Straightway, Hyannis             | 1,000,000           | -                  | 15,000,000          | -                   | -                  | 16,000,000          |         |
| WS   | 4        | Mary Dunn 1: Water Storage Tank Repainting                        | 65,000              | 600,000            | -                   | -                   | -                  | 665,000             |         |
| WS   | 5        | Ocean Street Water Main Looping Project, Construction             | 480,000             | -                  | -                   | -                   | -                  | 480,000             |         |
| WS   | 6        | New Well Exploration Program                                      | -                   | 3,000,000          | -                   | 17,000,000          | -                  | 20,000,000          |         |
| WS   | 7        | Airport and Mary Dunn 1 Filtration Plant Design                   | -                   | 1,000,000          | -                   | 13,000,000          | -                  | 14,000,000          |         |
| <b>TOTAL PUBLIC WORKS WATER SUPPLY</b>                     |          |   | <b>\$2,795,000</b>  | <b>\$5,850,000</b> | <b>\$16,250,000</b> | <b>\$31,250,000</b> | <b>\$1,250,000</b> | <b>\$57,395,000</b> |         |



Project Submissions for the Enterprise Funds – Continued

| LISTING OF CAPITAL IMPROVEMENT PROJECTS: ENTERPRISE FUNDS |          |  |                     | FIVE YEAR COSTS     |                     |                     |                     |                      | PROJECT |
|---|----------|--|---------------------|---------------------|---------------------|---------------------|---------------------|----------------------|---------|
| DEPT  | PRIORITY | PROJECT TITLE                                      | FY 2023             | FY 2024             | FY 2025             | FY 2026             | FY 2027             | TOTALS               |         |
| SW  | 1        | Container Unit Replacement                         | 50,000              | 55,000              | 60,000              | 65,000              | 70,000              | 300,000              |         |
| SW  | 2        | Generator Replacement                              | 130,000             | -                   | -                   | -                   | -                   | 130,000              |         |
| SW  | 3        | Transfer Station Maintenance Building Improvements | 242,347             | -                   | -                   | -                   | -                   | 242,347              |         |
| SW  | 4        | Compactor Unit Replacement                         | -                   | -                   | 200,000             | 125,000             | 125,000             | 450,000              |         |
| SW  | 5        | Wheel Loader Replacement                           | -                   | 250,000             | -                   | -                   | -                   | 250,000              |         |
| <b>TOTAL PUBLIC WORKS SOLID WASTE</b>                     |          |  | <b>\$422,347</b>    | <b>\$305,000</b>    | <b>\$260,000</b>    | <b>\$190,000</b>    | <b>\$195,000</b>    | <b>\$1,372,347</b>   |         |
| <b>TOTAL ENTERPRISE FUNDS PROJECT COSTS</b>               |          |  | <b>\$23,929,847</b> | <b>\$23,050,400</b> | <b>\$35,829,000</b> | <b>\$48,224,200</b> | <b>\$25,168,735</b> | <b>\$156,202,182</b> |         |

Project Submissions for Comprehensive Wastewater Management Plan

| LISTING OF CAPITAL IMPROVEMENT PROJECTS:<br>COMPREHENSIVE WASTEWATER PLAN |          |  |                    | FIVE YEAR COSTS     |                     |                     |                     |                      | PROJECT |
|---|----------|--|--------------------|---------------------|---------------------|---------------------|---------------------|----------------------|---------|
| DEPT  | PRIORITY | PROJECT TITLE  | FY 2023            | FY 2024             | FY 2025             | FY 2026             | FY 2027             | TOTALS               |         |
| CWMP  | 1        | Effluent Disposal Alternatives                             | 1,000,000          | TBD                 | TBD                 | TBD                 | TBD                 | 1,000,000            |         |
| CWMP  | 2        | Nitrogen Removal Improvements at WPCF                      | 3,000,000          | -                   | 35,000,000          | -                   | -                   | 38,000,000           |         |
| CWMP  | 3        | Old Craigville Road Sewer Expansion                        | 600,000            | 1,400,000           | -                   | 17,000,000          | -                   | 19,000,000           |         |
| CWMP  | 4        | Shootflying Hill Road Sewer Expansion                      | 375,000            | -                   | 875,000             | -                   | 11,250,000          | 12,500,000           |         |
| CWMP  | 5        | Old Yarmouth Road Sewer Expansion                          | 275,000            | 600,000             | -                   | 7,150,000           | -                   | 8,025,000            |         |
| CWMP  | 6        | Marstons Mills River Treatment System - Mill Pond Dredging | TBD                | TBD                 | TBD                 | TBD                 | TBD                 | -                    |         |
| CWMP  | 7        | Great Marsh Road Sewer Expansion                           | -                  | -                   | 500,000             | 1,200,000           | -                   | 1,700,000            |         |
| CWMP  | 8        | Vineyard Wind 2 Route and Mother's Park Pump Station       | -                  | 28,000,000          | -                   | -                   | -                   | 28,000,000           |         |
| CWMP  | 9        | Long Beach Sewer Expansion                                 | -                  | 300,000             | 700,000             | -                   | 8,000,000           | 9,000,000            |         |
| CWMP  | 10       | Route 28 West Sewer Expansion                              | -                  | -                   | 35,000,000          | -                   | -                   | 35,000,000           |         |
| CWMP  | 11       | Phinney's Lane Sewer Expansion                             | -                  | -                   | 25,000,000          | -                   | -                   | 25,000,000           |         |
| CWMP  | 12       | Osterville Woods Sewer Expansion                           | -                  | -                   | 550,000             | 1,250,000           | -                   | 1,800,000            |         |
| CWMP  | 13       | South County Road Sewer Expansion                          | -                  | -                   | -                   | 300,000             | 700,000             | 1,000,000            |         |
| CWMP  | 14       | Long Pond Area Sewer Expansion                             | -                  | -                   | -                   | -                   | 35,000,000          | 35,000,000           |         |
| CWMP  | 15       | Prince Cove Sewer Expansion                                | -                  | -                   | -                   | -                   | 400,000             | 400,000              |         |
| CWMP  | 16       | Huckins Neck Sewer Expansion                               | -                  | -                   | -                   | -                   | 300,000             | 300,000              |         |
| <b>COMPREHENSIVE WASTEWATER MANAGEMENT PLAN</b>                           |          |  | <b>\$5,250,000</b> | <b>\$30,300,000</b> | <b>\$97,625,000</b> | <b>\$26,900,000</b> | <b>\$55,650,000</b> | <b>\$215,725,000</b> |         |

## Project Submissions for General Fund

| LISTING OF CAPITAL IMPROVEMENT PROJECTS: GENERAL FUND |          |  | FIVE YEAR COSTS    |                    |                    |                    |                    | PROJECT             |
|---|----------|--|--------------------|--------------------|--------------------|--------------------|--------------------|---------------------|
| DEPT  | PRIORITY | PROJECT TITLE  | FY 2023            | FY 2024            | FY 2025            | FY 2026            | FY 2027            | TOTALS              |
| BPD   | 1        | Barnstable Police Department Improvements                        | 1,167,321          | 1,586,827          | 1,200,397          | -                  | -                  | 3,954,545           |
|   |          | <b>TOTAL POLICE DEPARTMENT</b>                                   | <b>\$1,167,321</b> | <b>\$1,586,827</b> | <b>\$1,200,397</b> | <b>\$-</b>         | <b>\$-</b>         | <b>\$3,954,545</b>  |
| ISD   | 1        | Replace Measurement Compliance Unit (F-350 or equivalent)        | 80,000             | -                  | -                  | -                  | -                  | 80,000              |
|   |          | <b>TOTAL INSPECTIONAL SERVICES DEPARTMENT</b>                    | <b>\$80,000</b>    | <b>\$ -</b>        | <b>\$ -</b>        | <b>\$ -</b>        | <b>\$ -</b>        | <b>\$80,000</b>     |
| MEA   | 1        | Marine & Environmental Affair Interior Improvements              | 289,604            | -                  | -                  | -                  | -                  | 289,604             |
| MEA   | 2        | Cotuit Town Dock Design & Permitting                             | 70,000             | TBD                | -                  | -                  | -                  | 70,000              |
| MEA   | 3        | Long Pond Fishway Design and Permitting                          | 50,000             | 150,000            | -                  | -                  | -                  | 200,000             |
| MEA   | 4        | McCarthy's Landing Dinghy Dock Design and Permitting             | 65,000             | TBD                | -                  | -                  | -                  | 65,000              |
| MEA   | 5        | MEA Storage Facility Project                                     | 150,000            | 1,256,000          | -                  | -                  | -                  | 1,406,000           |
| MEA   | 6        | MEA Exterior Restoration   | 359,623            | -                  | -                  | -                  | 512,030            | 871,653             |
| MEA   | 7        | Evaluation of Little River Fish Passage Restoration              | 100,000            | -                  | TBD                | -                  | -                  | 100,000             |
| MEA   | 8        | West Bay Breakwaters   | 75,000             | 250,000            | -                  | 4,900,000          | -                  | 5,225,000           |
| MEA   | 9        | MEA Parking Lot Improvements                                     | 275,000            | -                  | -                  | -                  | -                  | 275,000             |
| MEA   | 10       | Blish Point Construction for Long Term Solution                  | 300,000            | -                  | 2,000,000          | -                  | -                  | 2,300,000           |
| MEA   | 11       | Lake Elizabeth Fish Run, Dam & Culvert Improvements              | 115,000            | -                  | 450,000            | -                  | -                  | 565,000             |
| MEA   | 12       | Barnstable Harbor Marina Revetment Improvements                  | 165,000            | -                  | 730,000            | -                  | -                  | 895,000             |
| MEA   | 13       | Mill Pond Fishway Design, Permitting, and Construction           | 120,000            | 600,000            | -                  | -                  | -                  | 720,000             |
| MEA   | 14       | Town Wide Bulkhead Assessments                                   | 150,000            | 150,000            | -                  | -                  | -                  | 300,000             |
| MEA   | 15       | Bay Shore Road Boat Ramp   | -                  | 175,000            | 600,000            | -                  | -                  | 775,000             |
| MEA   | 16       | Channel Dredging Program   | -                  | 2,075,000          | 2,325,000          | 2,650,000          | 2,810,000          | 9,860,000           |
| MEA   | 17       | Hyannis Breakwater Evaluation & Preliminary Design               | -                  | -                  | 175,000            | TBD                | -                  | 175,000             |
| MEA   | 18       | Scudder's Lane Boat Ramp   | -                  | 650,000            | -                  | -                  | -                  | 650,000             |
|   |          | <b>TOTAL MARINE &amp; ENVIRONMENTAL AFFAIRS DEPARTMENT</b>       | <b>\$2,284,227</b> | <b>\$5,306,000</b> | <b>\$6,280,000</b> | <b>\$7,550,000</b> | <b>\$3,322,030</b> | <b>\$24,742,257</b> |
| CSD   | 1        | Centerville Recreation Playground & Site Improvements            | 827,376            | 300,315            | -                  | -                  | -                  | 1,127,691           |
| CSD   | 2        | Adult Community Center Master Plan Development                   | 120,000            | TBD                | -                  | -                  | -                  | 120,000             |
| CSD   | 3        | Skate Park Replacement Project                                   | 1,050,096          | -                  | -                  | -                  | -                  | 1,050,096           |
| CSD   | 4        | Town Recreation Field Improvements Project – Bay Lane Ballfields | 140,000            | 400,000            | 2,750,000          | 900,000            | 400,000            | 4,590,000           |
| CSD   | 5        | Beach Parking Lot Rehabilitation - Keyes Memorial Beach          | 290,000            | -                  | -                  | -                  | -                  | 290,000             |
| CSD   | 6        | Marstons Mills Playground & Parking Project                      | 128,843            | 1,181,057          | -                  | -                  | -                  | 1,309,900           |
| CSD   | 7        | Salt Water Beach House Improvements                              | 215,000            | 1,425,289          | 1,627,295          | 4,922,784          | 1,638,856          | 9,829,224           |
| CSD   | 8        | Kennedy Memorial Renovation Construction                         | 1,961,935          | -                  | -                  | -                  | -                  | 1,961,935           |
| CSD   | 9        | Community Building Security System                               | 187,108            | -                  | -                  | -                  | -                  | 187,108             |

Project Submissions for the General Fund – Continued

| LISTING OF CAPITAL IMPROVEMENT PROJECTS: GENERAL FUND |          |   |                     | FIVE YEAR COSTS     |                    |                    |                    |                     | PROJECT |
|---|----------|---|---------------------|---------------------|--------------------|--------------------|--------------------|---------------------|---------|
| DEPT  | PRIORITY | PROJECT TITLE   | FY 2023             | FY 2024             | FY 2025            | FY 2026            | FY 2027            | TOTALS              |         |
| CSD   | 10       | Centerville Recreation Interior Improvements                | 762,500             | 634,129             | 397,303            | 68,420             | -                  | 1,862,352           |         |
| CSD   | 11       | Hamblin Pond Bathhouse and Site Improvements                | 315,000             | 1,630,000           | -                  | -                  | -                  | 1,945,000           |         |
| CSD   | 12       | Osterville Playground                                       | 1,352,336           | -                   | -                  | -                  | -                  | 1,352,336           |         |
| CSD   | 13       | Veterans Park Improvements                                  | 2,140,332           | 3,429,948           | 873,178            | 1,840,707          | -                  | 8,284,165           |         |
| CSD   | 14       | Centerville Tennis Courts                                   | 696,800             | 512,030             | -                  | -                  | -                  | 1,208,830           |         |
| CSD   | 15       | Hathaway's Pond Bathhouse and Site Improvements             | 450,000             | 2,555,000           | -                  | -                  | -                  | 3,005,000           |         |
| CSD   | 16       | Osterville Recreation Building                              | -                   | 12,303,551          | -                  | -                  | -                  | 12,303,551          |         |
| CSD   | 17       | Joshua's Pond Handicap Accessibility and Beach Improvements | 275,000             | 1,500,000           | -                  | -                  | -                  | 1,775,000           |         |
| CSD   | 18       | Covels Beach House Improvements                             | 80,000              | -                   | -                  | -                  | -                  | 80,000              |         |
| CSD   | 19       | Beach Parking Lot Rehabilitation - Craigville Beach         | -                   | 235,000             | -                  | -                  | -                  | 235,000             |         |
| <b>TOTAL COMMUNITY SERVICES DEPARTMENT</b>            |          |   | <b>\$10,992,326</b> | <b>\$26,106,319</b> | <b>\$5,647,776</b> | <b>\$7,731,911</b> | <b>\$2,038,856</b> | <b>\$52,517,188</b> |         |

|     |    |   |           |           |           |           |           |            |
|-----|----|---|-----------|-----------|-----------|-----------|-----------|------------|
| DPW | 1  | Public Roads Maintenance  | 3,750,000 | 3,850,000 | 3,950,000 | 4,050,000 | 4,150,000 | 19,750,000 |
| DPW | 2  | Emergency Generator Implementation Plan   | 431,313   | 896,781   | 384,907   | -         | -         | 1,713,001  |
| DPW | 3  | Town Hall Mechanical Improvements   | 2,025,852 | 1,464,742 | -         | -         | -         | 3,490,594  |
| DPW | 4  | School Administration Building Mechanical Cooling Upgrades                            | 1,906,100 | 955,064   | -         | -         | -         | 2,861,164  |
| DPW | 5  | Monitoring and Management Plan Report - Freshwater Ponds                              | 136,400   | 260,000   | 135,000   | 380,000   | 180,000   | 1,091,400  |
| DPW | 6  | Ponds Solution Permitting and Implementation  | 150,000   | 150,000   | 150,000   | 150,000   | 150,000   | 750,000    |
| DPW | 7  | Stormwater Improvements at Ponds  | 350,000   | 300,000   | 300,000   | 300,000   | 300,000   | 1,550,000  |
| DPW | 8  | Mystic Lake Alum Treatment  | 175,000   | -         | -         | -         | -         | 175,000    |
| DPW | 9  | Armory Building Improvements  | 7,600,000 | -         | -         | -         | -         | 7,600,000  |
| DPW | 10 | Ocean Street Sidewalks and Kalmus Beach Entrance Project Construction                 | 2,950,000 | -         | -         | -         | -         | 2,950,000  |
| DPW | 11 | U.S. Custom House Interior Work   | 606,541   | -         | -         | -         | -         | 606,541    |
| DPW | 12 | Town Hall and School Administration Building Structural Repairs and Slate Roof Review | 173,277   | -         | -         | -         | -         | 173,277    |
| DPW | 13 | Traffic Signal Equipment Improvements   | 250,000   | -         | 250,000   | -         | 250,000   | 750,000    |
| DPW | 14 | DPW Offices Expansion Design  | 283,989   | 2,438,881 | -         | -         | -         | 2,722,870  |
| DPW | 15 | Intersection Improvements at Rte. 28 & Santuit Newtown Road                           | 250,000   | -         | -         | -         | -         | 250,000    |
| DPW | 16 | MS4 Municipal Separate Storm Sewer System Program                                     | 75,000    | -         | -         | -         | -         | 75,000     |
| DPW | 17 | Mosswood Cemetery Building Improvements   | 63,126    | 296,082   | -         | -         | -         | 359,208    |

Project Submissions for the General Fund – Continued

| LISTING OF CAPITAL IMPROVEMENT PROJECTS: GENERAL FUND |          |  | FIVE YEAR COSTS |            |           |         |         | PROJECT    |
|---|----------|--|-----------------|------------|-----------|---------|---------|------------|
| DEPT  | PRIORITY | PROJECT TITLE  | FY 2023         | FY 2024    | FY 2025   | FY 2026 | FY 2027 | TOTALS     |
| DPW   | 18       | Sidewalks on South Main St, Centerville from Main St to Church Hill Road | 130,000         | -          | -         | -       | -       | 130,000    |
| DPW   | 19       | Parking Lots Maintenance   | 250,000         | 250,000    | 250,000   | 250,000 | 250,000 | 1,250,000  |
| DPW   | 20       | Old Town Hall - JFK Museum Improvements                                  | 817,935         | 860,301    | 126,124   | -       | -       | 1,804,360  |
| DPW   | 21       | Town Hall Campus Parking Garage  | 1,147,071       | 13,715,547 | -         | -       | -       | 14,862,618 |
| DPW   | 22       | Cotuit Memorial Park Restoration   | 57,951          | 394,000    | -         | -       | -       | 451,951    |
| DPW   | 23       | Signalized Intersection at Osterville West Barnstable Road and Race Lane | 225,000         | 1,215,000  | -         | -       | -       | 1,440,000  |
| DPW   | 24       | Barnstable Road Reconstruction   | 400,000         | -          | 6,500,000 | -       | -       | 6,900,000  |
| DPW   | 25       | Hyannis Main Street West End Rotary Study                                | 250,000         | -          | 3,050,000 | -       | -       | 3,300,000  |
| DPW   | 26       | Route 28 Corridor improvements Pitcher's Way to Old Strawberry Hill Road | 250,000         | -          | 2,500,000 | -       | -       | 2,750,000  |
| DPW   | 27       | Cape Cod Airfield Hangar Repair  | 71,457          | 400,000    | -         | -       | -       | 471,457    |
| DPW   | 28       | Oyster Harbors Bridge Replacement Study                                  | 225,000         | -          | -         | -       | -       | 225,000    |
| DPW   | 29       | Cape Cod Rail Trail Ext. Shared Use Path                                 | 680,000         | -          | 1,090,000 | -       | -       | 1,770,000  |
| DPW   | 30       | DPW 382 Falmouth Rd Facility Parking Lot Repairs                         | 430,000         | -          | -         | -       | -       | 430,000    |
| DPW   | 31       | Equipment Storage Buildings  | 341,781         | 2,385,479  | -         | -       | -       | 2,727,260  |
| DPW   | 32       | Raised Crosswalks in Cotuit Design & Construction                        | 300,000         | -          | -         | -       | -       | 300,000    |
| DPW   | 33       | Three Bays Stormwater BMP  | 150,000         | TBD        | -         | -       | -       | 150,000    |
| DPW   | 34       | Sidewalk Installation: East Bay Road                                     | 95,000          | 850,000    | -         | -       | -       | 945,000    |
| DPW   | 35       | Sidewalk on Pitcher's Way (Bears's Way to Route 28)                      | 165,000         | 1,175,000  | -         | -       | -       | 1,340,000  |
| DPW   | 36       | Town Hall Security Implementation  | 346,041         | TBD        | -         | -       | -       | 346,041    |
| DPW   | 37       | Cotuit Elementary School Demolition                                      | 972,600         | -          | -         | -       | -       | 972,600    |
| DPW   | 38       | Zion Union Heritage Museum Improvements                                  | 457,390         | -          | -         | -       | -       | 457,390    |
| DPW   | 39       | West Barnstable Railroad Depot Restoration                               | 102,120         | 395,010    | -         | -       | -       | 497,130    |
| DPW   | 40       | Concrete Guardrail Removal & Installation with Disposal                  | 178,500         | 187,425    | 205,296   | 206,636 | 216,967 | 994,824    |
| DPW   | 41       | U.S. Custom House Site Improvements                                      | 92,890          | 393,162    | -         | -       | -       | 486,052    |
| DPW   | 42       | 50 Pearl Street Facility Management Plan Implementation                  | 245,224         | 126,741    | -         | -       | -       | 371,965    |
| DPW   | 43       | Old Jail Repairs   | 92,525          | 321,850    | -         | -       | -       | 414,375    |
| DPW   | 44       | Sidewalks on Commerce Road (George Street to Route 6A)                   | 75,000          | 550,000    | -         | -       | -       | 625,000    |
| DPW   | 45       | 46 Pearl Street Facility Management Plan Implementation                  | 223,314         | 268,960    | -         | -       | -       | 492,274    |
| DPW   | 46       | Guyer Barn Facility Management Plan Improvements                         | 216,488         | -          | -         | -       | -       | 216,488    |
| DPW   | 47       | Burgess Barn Interior  | 84,730          | 512,030    | -         | -       | -       | 596,760    |
| DPW   | 48       | Old Town Hall Basement Storage   | 643,371         | -          | -         | -       | -       | 643,371    |
| DPW   | 49       | Commerce Road Improvements   | -               | 3,250,000  | -         | -       | -       | 3,250,000  |

Project Submissions for the General Fund – Continued

| LISTING OF CAPITAL IMPROVEMENT PROJECTS: GENERAL FUND |          |   | FIVE YEAR COSTS     |                      |                      |                      |                     | PROJECT              |
|---|----------|---|---------------------|----------------------|----------------------|----------------------|---------------------|----------------------|
| DEPT  | PRIORITY | PROJECT TITLE   | FY 2023             | FY 2024              | FY 2025              | FY 2026              | FY 2027             | TOTALS               |
| DPW   | 50       | Culvert Improvements  | -                   | 200,000              | -                    | 225,000              | -                   | 425,000              |
| DPW   | 51       | Private Road Repair   | 975,000             | 375,000              | -                    | -                    | -                   | 1,350,000            |
| DPW   | 52       | Public Bridge Maintenance and Repairs   | -                   | 500,000              | -                    | 500,000              | -                   | 1,000,000            |
| DPW   | 53       | Town Hall Complex Improvements - Parking Lot                                    | -                   | 130,000              | 870,000              | -                    | -                   | 1,000,000            |
| DPW   | 54       | Snows Creek Culvert   | 1,400,000           | -                    | -                    | -                    | -                   | 1,400,000            |
| DPW   | 55       | South Street Improvements   | -                   | 400,000              | -                    | 6,700,000            | -                   | 7,100,000            |
| DPW   | 56       | Cape Cod Airfield Fuel Tank   | 231,000             | -                    | -                    | -                    | -                   | 231,000              |
| <b>TOTAL PUBLIC WORKS DEPARTMENT</b>                  |          |   | <b>\$33,498,986</b> | <b>\$39,467,055</b>  | <b>\$19,761,327</b>  | <b>\$12,761,636</b>  | <b>\$5,496,967</b>  | <b>\$110,985,971</b> |
| SCH   | 1        | Barnstable High School/Intermediate School Roof Top Unit Ventilator Replacement | 4,156,984           | 4,000,000            | 4,000,000            | 4,000,000            | 4,000,000           | 20,156,984           |
| SCH   | 2        | District Wide Door and Window Replacement                                       | 1,000,000           | 1,000,000            | -                    | -                    | -                   | 2,000,000            |
| SCH   | 3        | BWB/BCIS/Centerville Emergency Generators                                       | 650,000             | 650,000              | -                    | -                    | -                   | 1,300,000            |
| SCH   | 4        | Barnstable High School Tennis Court Replacement                                 | 1,622,000           | -                    | -                    | -                    | -                   | 1,622,000            |
| SCH   | 5        | Transportation / Facilities Fuel Pump & Vehicle Lift Replacement                | 60,000              | -                    | -                    | -                    | -                   | 60,000               |
| SCH   | 6        | BPS Campus Wide Paving and Sidewalk Repair                                      | 350,000             | 250,000              | 250,000              | -                    | -                   | 850,000              |
| SCH   | 7        | Campus Wide Mechanical Upgrades (Burners, Boilers, HVAC & Pump Systems)         | 250,000             | 250,000              | 250,000              | -                    | -                   | 750,000              |
| SCH   | 8        | Flooring Replacement and Upgrades   | 100,000             | 100,000              | 100,000              | 100,000              | -                   | 400,000              |
| SCH   | 9        | Electric Utility Transformer Upgrade  | 300,000             | -                    | -                    | -                    | -                   | 300,000              |
| SCH   | 10       | Barnstable High School Sports Fields Upgrades: Phases 2 and 3                   | -                   | -                    | 2,000,000            | 2,000,000            | -                   | 4,000,000            |
| SCH   | 11       | Transportation Building   | -                   | 750,000              | -                    | -                    | -                   | 750,000              |
| SCH   | 12       | Barnstable High School Gym & Field House Improvement                            | -                   | 250,000              | 250,000              | 250,000              | -                   | 750,000              |
| SCH   | 13       | Barnstable United Elementary School   | -                   | 100,000              | -                    | -                    | -                   | 100,000              |
| SCH   | 14       | Network Server Upgrades   | -                   | -                    | 100,000              | 100,000              | -                   | 200,000              |
| SCH   | 15       | Wireless Access Upgrades  | -                   | -                    | -                    | 100,000              | -                   | 100,000              |
| SCH   | 16       | Barnstable High School Culinary Arts Kitchen                                    | -                   | -                    | -                    | 500,000              | -                   | 500,000              |
| <b>TOTAL SCHOOL DEPARTMENT</b>                        |          |   | <b>\$8,488,984</b>  | <b>\$7,350,000</b>   | <b>\$6,950,000</b>   | <b>\$7,050,000</b>   | <b>\$4,000,000</b>  | <b>\$33,838,984</b>  |
| <b>TOTAL GENERAL FUND PROJECT COSTS</b>               |          |   | <b>\$56,511,844</b> | <b>\$79,816,201</b>  | <b>\$39,839,500</b>  | <b>\$35,093,547</b>  | <b>\$14,857,853</b> | <b>\$226,118,945</b> |
| <b>TOTAL CAPITAL IMPROVEMENTS PROGRAM</b>             |          |   | <b>\$85,691,691</b> | <b>\$133,166,601</b> | <b>\$173,293,500</b> | <b>\$110,217,747</b> | <b>\$95,676,588</b> | <b>\$598,046,127</b> |



## PART II – CAPITAL SUBMISSION REVIEW PROCESS

Town Administration has implemented a review process for capital submissions requesting financing that scores projects twice and then averages the rank from each process to determine an overall ranking. This two-step process requires a taskforce made up of senior level managers across all departments. The senior level managers are responsible for reviewing and scoring the capital submissions based on two different sets of criteria, which is conducted in both a collaborative as well as individual manner. This does not determine which projects will receive funding in the immediate fiscal year, but is used as an objective measurement to assess a project's priority against all other submissions.

### **Round 1 Evaluation Criteria**

The first round of scoring allowed department managers to present their top priority capital submissions in a workshop format with the taskforce team. Presentations focused mainly on projects for which funding is being requested in FY 2023. Enterprise Fund projects were excluded from this workshop unless they were requesting General Fund financing. This evaluation process provided taskforce members the opportunity to ask questions relative to each project presented to gain a more thorough understanding of the need and scope of the project. After the presentations, each taskforce member voted anonymously as to which category of priority the project placed based on the set of priority criteria. From this, the average score for each project was calculated with projects ranked from the highest to lowest score. A total of 49 projects out of 170 submissions were reviewed.

**Priority I: Imperative (Must-Do) (4 points)** – Projects that cannot reasonably be postponed in order to avoid harmful or otherwise undesirable consequences.

- A. Corrects a condition dangerous to public health or safety
- B. Satisfies a legal, regulatory or statutory obligation or requirement
- C. Alleviates an emergency service disruption or deficiency
- D. Prevents irreparable damage to a valuable public facility

**Priority II: Essential (Should-Do) (3 points)** – Projects that address clearly demonstrated needs or objectives.

- A. Rehabilitates or replaces an obsolete public facility or attachment thereto
- B. Stimulates economic growth and private capital investment
- C. Reduces future operating and maintenance costs
- D. Leverages available state or federal funding

**Priority III: Important (Could-Do) (2 points)** – Projects that benefit the community but may be delayed without detrimental effects to basic services.

- A. Provides a new or expanded level of service
- B. Promotes intergovernmental cooperation
- C. Reduces energy consumption
- D. Enhances educational, cultural or natural resources

**Priority IV: Desirable (Nice-To-Do) (1 point)** – Desirable projects that are not included within a two-year program because of funding limitations.

## Round 2 Evaluation Criteria

In the second round of scoring, taskforce members evaluate all project submissions against a set of ten evaluation criteria including; **Public Health and Safety, Education, Economic Development, Infrastructure and Protection of Assets, Environmental and Natural Resources, Quality of Life, Financing, Operating Budget Impact, Planning and Relationships to Existing Plans, and Usage and Service Demand.** A total of 170 projects were submitted and 49 projects were reviewed in the first round. The same 49 projects were scored in the second round by each taskforce member using these criteria. The scores from the taskforce members are then averaged and project submissions are ranked from highest to lowest score.

| CRITERIA AND STRATEGIC PLAN AREA  | HIGHEST IMPACT (Score of 4)  | MEDIUM IMPACT (Score of 3)  | LOW IMPACT (Score of 2)  | NO IMPACT OR NOT APPLICABLE (Score of 0)  |
|---|--|---|--|---|
| <b>PUBLIC HEALTH AND SAFETY</b> -- degree to which project meets public health and safety needs/issues. | <p>Project is necessary to <u>alleviate a significant, existing, documented</u> health or safety hazard. This could include:</p> <p>Proposed project meets the minimum requirements/mandates of a local, state or federal law pertaining to health and safety of the community.</p> <p>Project directly pertains to the delivery of public safety through police protection.</p> <p>Project required to achieve adopted LOS for health or safety standards</p> | <p>Project is necessary to <u>prevent the onset</u> of a likely health and safety hazard or <u>alleviate an existing, minor</u> hazard. If problem does not currently exist, failure to act would result in hazard being present within one-two years. May include:</p> <p>Enhancement of current health and safety programs or projects;</p> <p>Related to, but not exclusive impact on traffic control on town's public ways;</p> <p>Addresses local, state or federal laws pertaining to health and safety, but goes beyond minimum requirements to additional enhancements.</p> | <p>Project is needed to <u>maintain the current level</u> of health and safety services provided to residents. Failure to complete project may result in appearance of hazard within 2-5 years. May include:</p> <p>Repair or regular maintenance of facilities in order to maintain a healthy and/or safe condition.</p> <p>Maintains existing traffic LOS and/or prevents formation of a safety problem.</p> | <p>Project <u>does not relate to, nor have any impact on</u> public health and safety issues within the town.</p> |
| <b>EDUCATION</b> -- applicability of project to educational priorities of the town.                     | <p>Project is intended <u>directly</u> for the purpose of educating the town's children and is <u>essential</u> in order to meet state and local educational standards.</p> <p>This includes repair/maintenance of, as well as new buildings and structures used for classrooms, school-sponsored recreational activities, administrative support to schools, and other related projects</p>   | <p>Project will be used <u>primarily</u> for education of the town's children, but may include other ancillary uses.</p> <p>Project is important, but not required in meeting minimum educational standards.</p>  | <p>Project will be used <u>minimally</u> for direct education of the town's children.</p> <p>Primary use of the project will be other than education purposes.</p> <p>This project is not required toward meeting any educational standards, but may enhance existing programs/facilities.</p>   | <p>Project is <u>not intended</u> to be used for educational purposes.</p>  |

| CRITERIA AND STRATEGIC PLAN AREA   | HIGHEST IMPACT (Score of 4)  | MEDIUM IMPACT (Score of 3)   | LOW IMPACT (Score of 2)   | NO IMPACT OR NOT APPLICABLE (Score of 0)  |
|--|--|--|---|---|
| <p><b>ECONOMIC DEVELOPMENT</b> -- degree to which project meets economic development objectives of Town Council and other town plans.</p>            | <p>Project would have <u>significant impact</u> on the ability to retain and expand business within the town. May include:</p> <p>Significant impact on increasing year-round job opportunities, particularly high-paying jobs;</p> <p>Strong contribution to retaining existing and attracting new businesses to the town;</p> <p>Significant private contributions to project's future development;</p> <p>Substantially increases attraction for additional tourists to the town.</p>   | <p>Project would make a <u>major contribution</u> to the Town's ability to retain and expand business. May include:</p> <p>Create expanded job opportunities, year-round and seasonal;</p> <p>Measurable retention of existing business and/or possible attraction of new business to the town.</p> <p>May involve private contributions to the project directly or indirectly;</p> <p>Increases attraction of additional tourists to the town.</p>  | <p>Project would have <u>some contribution</u> to the Town's ability to retain and expand businesses. May include:</p> <p>Minimal impact on expanded job opportunities, or preventing loss of jobs;</p> <p>Some potential for attraction of new business to town.</p> <p>Little to no private contributions to the project directly or indirectly;</p> <p>May have some slight impact on attracting additional tourists to town.</p>                | <p>Project <u>does not have any impact</u> on the Town's ability to retain and expand businesses, create jobs, tourism or the tax base.</p> |
| <p><b>INFRASTRUCTURE AND PROTECTION OF CAPITAL ASSETS</b> -- degree to which project maintains and protects existing capital assets of the town.</p> | <p>Project is critical to save structural integrity of existing asset or repair significant structural deterioration.</p> <p>Failure to act would result in complete loss of the asset or would require significantly more funds if repairs are delayed.</p> <p>Project would meet the needs of the community for a minimum of 20 years.</p>   | <p>Project is necessary to repair or replace assets before a partial loss of structural integrity causes the need for significant repairs.</p> <p>Project would last a minimum of 10 years.</p> <p>Project would meet the needs of the community for a minimum of 10 years.</p>  | <p>Project will improve appearance, public accessibility and/or deter future maintenance of this type for a minimum of 5 years.</p> <p>Project would meet the needs of the community for a minimum of 5 years.</p>  | <p>Project does not improve or protect existing capital assets.</p>   |
| <p><b>ENVIRONMENT AND NATURAL RESOURCES</b> -- degree to which project conserves and protects natural and historical resources of the town.</p>      | <p>Project is critical to preservation of a well-documented natural or historic town resource. Other applicable criteria may include:</p> <p>Failure to approve project would result in damage or deterioration of key natural resource/environment in the near future.</p> <p>If not approved, project would have long-lasting negative impacts on the town's water supply or coastal resources.</p> <p>Failure to approve project would result in a loss of critical resources</p> <p>Project significantly impacts an ACEC, WP or GP designated area.</p> <p>Project is critical to protect / stabilize a town-owned significant historic resource;</p> | <p>Project will have substantial impacts on the ability to preserve or maintain a key natural or historic resource for the town. Other applicable criteria may include:</p> <p>Project may repair natural ecological deterioration and may result in improved access by residents to enjoy resource.</p> <p>Maintains or improves the ecology of freshwater ponds, wetlands, or natural habitats.</p> <p>Project impacts GP designated district or other significant areas of concern.</p> <p>Project will improve / restore a historic resource as a physical record.</p> | <p>Project will improve, but is not necessary for the maintenance of a key natural or historic resource for the town. Other applicable criteria may include:</p> <p>May improve access by the public to enjoy the resource.</p> <p>May add and/or expand the greenbelt system within the Town; or otherwise expand the amount of natural habitat.</p> <p>Project is necessary to conserve / retain existing historic materials and/or features.</p> | <p>Project does not relate to or have any impact on preservation or maintenance of natural or historic resources.</p>                       |

| CRITERIA AND STRATEGIC PLAN AREA   | HIGHEST IMPACT (Score of 4)  | MEDIUM IMPACT (Score of 3)  | LOW IMPACT (Score of 2)  | NO IMPACT OR NOT APPLICABLE (Score of 0)   |
|--|--|---|--|--|
| <p><b>QUALITY OF LIFE</b>-- degree to which project addresses town-wide quality of life for its residents.</p>   | <p>Project is critical to the continuation or needed expansion of an existing cultural and/or human service.</p> <p>Project is required to respond to a documented health, cultural and/or human service need.</p> <p>Project significantly expands the quality of life for the residents of the town.</p>   | <p>Project maintains or enhances the ability to deliver cultural and/or human services.</p> <p>Project enhances the existing quality of life within the town.</p>   | <p>Project supports the delivery of cultural and/or human services.</p> <p>Project supports the existing quality of life within the town.</p>  | <p>Project is not related to the delivery of cultural and/or human services.</p> <p>Project does not impact the quality of life within the town.</p>   |
| <p><b>FINANCING</b> -- availability of non-general fund financing overall financial feasibility.</p>   | <p>Project has a highly positive fiscal impact due to the following:</p> <p>Implementing project would result in significant increased revenues to the town or significantly expands the non-residential tax base;</p> <p>Non-general fund revenues sufficient to support 75-100% of project expense; and have been identified and applied for.</p>  | <p>Project has a generally positive fiscal impact due to the following:</p> <p>Project would result some increased revenue to the town or increases the non-residential tax base somewhat;</p> <p>Non-general fund revenues sufficient to support 25-74% of project expense have been identified.</p>   | <p>Project has a neutral to slightly positive fiscal impact due to the following:</p> <p>Additional revenues would not offset additional costs.</p> <p>Project supported by 1-25% of non-general fund revenues.</p>  | <p>Project has a negative fiscal impact due to the following:</p> <p>None of the cost of the project will be funded by non-general funds.</p> <p>Project would not bring in additional revenues.</p>   |
| <p><b>OPERATING BUDGET IMPACT</b> -- degree to which project is required to reduce or eliminate short-term operating costs; and its impact on future operating budget.</p> | <p>Project has a highly positive impact on the operating budget due to:</p> <p>Implementing project would substantially decrease current operating fund expenditures due to current excessive maintenance, patching, etc. costing more than 50% of the cost of the project, prorated over 3 years;</p> <p>100% of future operating costs can be absorbed within existing budgets once project is completed.</p> <p>Not doing project would result in significant increased operating costs to the town in the near future (i.e. major repair versus complete replacement).</p> | <p>Project has a generally positive impact on the operating budget due to:</p> <p>Implementing project may moderately decrease current operating fund expenditures due to on-going repairs, maintenance, etc. costing between 25-50% of cost of the project prorated over 3 years;</p> <p>Project would result in minimal increase in future operating costs for the benefits gained;</p> <p>Not doing project would result in a noticeable, but not significant increase in expenditure of operating funds to repair or make asset usable in the short term.</p> | <p>Project has a neutral to slightly positive impact on the operating budget due to:</p> <p>Implementing project may decrease or have a neutral effect on current operating fund expenditures due to on-going repair, maintenance, etc. costing up to 25% of the cost of the project prorated over 3 years;</p> <p>Project would increase future operating costs with only minimal benefits received;</p> <p>Not doing project would result in the need for minimal additional operating funds for repair / maintenance of current assets.</p> | <p>Projects has a negative impact on the operating budget due to:</p> <p>Significant increase in current operating fund expenditures required maintaining, repairing, or otherwise operating project.</p> <p>Project requires significant increase in future operating fund expenditures without documented benefits</p> |

| CRITERIA AND STRATEGIC PLAN AREA  | HIGHEST IMPACT (Score of 4)   | MEDIUM IMPACT (Score of 3)  | LOW IMPACT (Score of 2)  | NO IMPACT OR NOT APPLICABLE (Score of 0)  |
|---|---|---|--|---|
| <p><b>PLANNING AND RELATIONSHIP TO EXISTING PLANS --</b><br/>how the project addresses implementation of previously developed plans of the town to protect and enhance human and physical assets.</p> | <p>Project is specifically included in a plan adopted by a State, Regional or Local Legislative body, such as:</p> <p>Specifically listed in the annual Town Council Strategic Plan.</p> <p>Included within the prior 5 year Capital Improvement Program</p> <p>Listed as a priority in the 5 Year Capital Improvements Plan of the LCP (once adopted).</p> <p>Project included in a State Bond Bill</p> <p>Project is specifically listed in a plan adopted by the Town Council.</p> | <p>Project is part of an Executive Order or Plan of Action adopted by the School Board and/or the Town Manager, such as:</p> <p>Project generally supports the policies and/or resolves adopted by the Town Council</p> <p>Project is included in the current year Transportation Improvement Program (TIP).</p> <p>Project specifically included in a plan adopted by the School Board and/or the Town Manager</p> | <p>Project is included as part of a Town Departmental Work Plan, or part of a functional service delivery system such as.</p> <p>Project supports the Departmental Mission and prioritizes needed action</p> <p>Project needed to accomplish a major service effort</p> <p>Project supports a plan adopted by the School Board and/or the Town Manager</p> | <p>Project is not related to the plans, policies or resolves adopted by the Town Council or other agencies of the town.</p>   |
| <p><b>USAGE AND SERVICE DEMAND -</b><br/>- degree to which project is used by population and manner in which it is used.</p>  | <p>Project will be in continuous usage or will be used year round.</p> <p>Project will serve 50 to 100% of the population of the town.</p> <p>Project serves three or more functions and/or needs of the town.</p>  | <p>Project will be used the majority of the year.</p> <p>Project will serve 25 to 75% of the population of the town or is designed for a village or other sub-area of the town.</p> <p>Project serves at least two functions and/or needs of the town.</p>  | <p>Project will be used seasonally.</p> <p>Project will serve less than 25%, but more than 5% of the population of the town or is designed for a limited service area.</p> <p>Project serves a single service and/or need of the town.</p>   | <p>Project will be only intermittently used.</p> <p>Project will provide limited services to a very limited service area.</p> |

The scores from the first and second round evaluations were used to rank the projects by priority using the average ranking from each method. Many of the highest-ranking projects are recommended for funding in FY 2023. Some of the higher scoring projects that did not receive any funding in FY 2023 may be a result of the project not being ready for the construction phase, the cost or approach requires further evaluation, funding is not available or the department submitted the project with a request for funding in a subsequent year. The rankings are illustrated on the following page. The projects highlighted are all included in the FY 2023 proposed Capital Improvement Plan.



## Project Ranking Results

| FY 2023 TASK FORCE PROJECT SCORES |               |   |                        |                       |                        |               |               |               |              |              |              |
|-----------------------------------|---------------|---|------------------------|-----------------------|------------------------|---------------|---------------|---------------|--------------|--------------|--------------|
| DEPT NAME                         | DEPT PRIORITY | PROJECT TITLE   | PRIORITY BY AVG. SCORE | PRIORITY BY AVG. RANK | DIFFERENCE IN PRIORITY | ROUND 1 SCORE | ROUND 2 SCORE | AVERAGE SCORE | ROUND 1 RANK | ROUND 2 RANK | AVERAGE RANK |
| CWMP                              | 2             | Nitrogen Removal Improvements at WPCF   | 1                      | 1                     | 0                      | 3.82          | 26.73         | 15.27         | 2            | 1            | 1.25         |
| CWMP                              | 1             | Effluent Disposal Alternatives  | 2                      | 2                     | 0                      | 3.82          | 26.64         | 15.23         | 2            | 2            | 1.75         |
| SCH                               | 1             | Barnstable High School/Intermediate School Roof Top Unit Ventilator Replacement | 7                      | 3                     | -4                     | 3.64          | 22.82         | 13.23         | 4            | 7            | 5.50         |
| CWMP                              | 4             | Shootflying Hill Road Sewer Expansion   | 4                      | 4                     | 0                      | 3.45          | 25.64         | 14.54         | 7            | 5            | 6.00         |
| HYCC                              | 1             | Hyannis Youth & Community Center Facility Mechanical Improvements               | 9                      | 5                     | -4                     | 3.73          | 21.45         | 12.59         | 3            | 10           | 6.50         |
| CWMP                              | 3             | Old Craigville Road Sewer Expansion   | 3                      | 6                     | 3                      | 3.36          | 26.00         | 14.68         | 14           | 3            | 8.25         |
| DPW                               | 7             | Stormwater Improvements at Ponds  | 8                      | 7                     | -1                     | 3.36          | 22.64         | 13.00         | 14           | 8            | 10.75        |
| MEA                               | 18            | Scudder's Lane Boat Ramp  | 15                     | 8                     | -7                     | 3.45          | 20.27         | 11.86         | 7            | 15           | 11.00        |
| MEA                               | 14            | Town Wide Bulkhead Assessments  | 12                     | 9                     | -3                     | 3.40          | 20.91         | 12.15         | 10           | 13           | 11.25        |
| DPW                               | 28            | Oyster Harbors Bridge Replacement Study   | 14                     | 10                    | -4                     | 3.40          | 20.36         | 11.88         | 10           | 14           | 11.75        |
| DPW                               | 1             | Public Roads Maintenance  | 6                      | 10                    | 4                      | 3.27          | 23.45         | 13.36         | 18           | 6            | 11.75        |
| CWMP                              | 5             | Old Yarmouth Road Sewer Expansion   | 5                      | 12                    | 7                      | 3.18          | 25.82         | 14.50         | 22           | 4            | 13.00        |
| DPW                               | 5             | Monitoring and Management Plan Report - Freshwater Ponds                        | 10                     | 13                    | 3                      | 3.18          | 22.00         | 12.59         | 22           | 9            | 15.50        |
| SCH                               | 3             | BWB/BCIS/Centerville Emergency Generators                                       | 16                     | 14                    | -2                     | 3.36          | 20.09         | 11.73         | 14           | 19           | 16.25        |
| CWMP                              | 6             | Marstons Mills River Treatment System - Mill Pond Dredging                      | 11                     | 15                    | 4                      | 3.18          | 21.40         | 12.29         | 22           | 11           | 16.50        |
| BPD                               | 1             | Barnstable Police Department Facility Improvements                              | 19                     | 16                    | -3                     | 3.36          | 19.82         | 11.59         | 14           | 22           | 17.50        |
| DPW                               | 3             | Town Hall Mechanical Improvements   | 27                     | 17                    | -10                    | 3.45          | 18.82         | 11.13         | 7            | 30           | 18.25        |
| DPW                               | 4             | School Administration Building Mechanical Cooling Upgrades                      | 17                     | 18                    | 1                      | 3.18          | 20.18         | 11.68         | 22           | 17           | 19.50        |
| CSD                               | 15            | Hathaway's Pond Bathhouse and Site Improvements                                 | 21                     | 19                    | -2                     | 3.27          | 19.73         | 11.50         | 18           | 23           | 20.25        |
| DPW                               | 56            | Cape Cod Airfield Fuel Tank   | 26                     | 20                    | -6                     | 3.36          | 18.91         | 11.13         | 14           | 28           | 20.75        |
| SCH                               | 5             | Transportation / Facilities Fuel Pump & Vehicle Lift Replacement                | 36                     | 21                    | -15                    | 3.55          | 17.27         | 10.41         | 5            | 41           | 22.75        |
| SCH                               | 10            | Barnstable High School Sports Fields Upgrades: Phases 2 and 3                   | 18                     | 22                    | 4                      | 3.00          | 20.18         | 11.59         | 30           | 17           | 23.25        |
| SCH                               | 2             | District Wide Door and Window Replacement                                       | 23                     | 23                    | 0                      | 3.18          | 19.36         | 11.27         | 22           | 26           | 23.75        |
| DPW                               | 2             | Emergency Generator Implementation Plan   | 32                     | 24                    | -8                     | 3.36          | 18.36         | 10.86         | 14           | 35           | 24.00        |
| CSD                               | 8             | Kennedy Memorial Renovation Construction  | 20                     | 25                    | 5                      | 2.90          | 20.18         | 11.54         | 34           | 17           | 25.50        |
| DPW                               | 6             | Ponds Solution Permitting and Implementation                                    | 13                     | 25                    | 12                     | 2.70          | 21.09         | 11.90         | 39           | 12           | 25.50        |
| DPW                               | 29            | Cape Cod Rail Trail Ext. Shared Use Path  | 22                     | 27                    | 5                      | 2.91          | 20.00         | 11.46         | 33           | 20           | 26.25        |

## The Project Ranking Results (Continued)

| FY 2023 TASK FORCE PROJECT SCORES |               |   |                        |                       |                        |               |               |               |              |              |              |
|-----------------------------------|---------------|---|------------------------|-----------------------|------------------------|---------------|---------------|---------------|--------------|--------------|--------------|
| DEPT NAME                         | DEPT PRIORITY | PROJECT TITLE   | PRIORITY BY AVG. SCORE | PRIORITY BY AVG. RANK | DIFFERENCE IN PRIORITY | ROUND 1 SCORE | ROUND 2 SCORE | AVERAGE SCORE | ROUND 1 RANK | ROUND 2 RANK | AVERAGE RANK |
| SCH                               | 4             | Barnstable High School Tennis Court Replacement                       | 30                     | 28                    | -2                     | 3.18          | 18.73         | 10.95         | 22           | 32           | 26.75        |
| DPW                               | 54            | Snows Creek Culvert   | 28                     | 29                    | 1                      | 3.00          | 19.18         | 11.09         | 30           | 27           | 28.25        |
| MEA                               | 2             | Cotuit Town Dock Design & Permitting                                  | 25                     | 29                    | 4                      | 2.91          | 19.45         | 11.18         | 33           | 24           | 28.25        |
| MEA                               | 4             | McCarthy's Landing Dinghy Dock Design and Permitting                  | 31                     | 31                    | 0                      | 3.09          | 18.64         | 10.86         | 27           | 33           | 29.75        |
| DPW                               | 38            | Zion Union Heritage Museum Improvements                               | 38                     | 32                    | -6                     | 3.18          | 17.27         | 10.23         | 22           | 41           | 31.25        |
| CSD                               | 4             | Town Recreation Field Improvements Project – Bay Lane Ballfields      | 29                     | 33                    | 4                      | 2.73          | 19.36         | 11.05         | 38           | 26           | 31.50        |
| DPW                               | 10            | Ocean Street Sidewalks and Kalmus Beach Entrance Project Construction | 35                     | 34                    | -1                     | 3.00          | 18.36         | 10.68         | 30           | 35           | 32.00        |
| CSD                               | 5             | Beach Parking Lot Rehabilitation - Keyes Memorial Beach               | 24                     | 35                    | 11                     | 2.55          | 19.82         | 11.18         | 45           | 22           | 33.00        |
| CSD                               | 2             | Adult Community Center Master Plan Development                        | 39                     | 36                    | -3                     | 3.00          | 17.36         | 10.18         | 30           | 39           | 34.25        |
| CSD                               | 1             | Centerville Recreation Playground & Site Improvements                 | 34                     | 37                    | 3                      | 2.73          | 18.73         | 10.73         | 38           | 32           | 34.50        |
| MEA                               | 1             | Marine & Environmental Affair Interior Improvements                   | 42                     | 38                    | -4                     | 3.09          | 16.82         | 9.95          | 27           | 43           | 34.75        |
| MEA                               | 3             | Long Pond Fishway Design and Permitting                               | 33                     | 39                    | 6                      | 2.64          | 18.82         | 10.73         | 41           | 30           | 35.00        |
| CSD                               | 12            | Osterville Playground   | 37                     | 40                    | 3                      | 2.82          | 17.73         | 10.27         | 36           | 37           | 36.00        |
| CSD                               | 3             | Skate Park Replacement Project  | 40                     | 41                    | 1                      | 2.55          | 17.73         | 10.14         | 45           | 37           | 40.50        |
| DPW                               | 32            | Raised Crosswalks in Cotuit Design & Construction                     | 45                     | 42                    | -3                     | 2.82          | 15.09         | 8.96          | 36           | 46           | 40.75        |
| DPW                               | 22            | Cotuit Memorial Park Restoration                                      | 44                     | 43                    | -1                     | 2.64          | 15.27         | 8.96          | 41           | 44           | 42.25        |
| DPW                               | 39            | West Barnstable Railroad Depot Restoration                            | 41                     | 44                    | 3                      | 2.50          | 17.64         | 10.07         | 47           | 38           | 42.50        |
| CSD                               | 6             | Marstons Mills Playground & Parking Project                           | 43                     | 45                    | 2                      | 2.55          | 17.18         | 9.87          | 45           | 42           | 43.25        |
| DPW                               | 42            | 50 Pearl Street Facility Management Plan Implementation               | 46                     | 46                    | 0                      | 2.60          | 15.18         | 8.89          | 42           | 45           | 43.50        |
| DPW                               | 48            | Old Town Hall Basement Storage  | 47                     | 47                    | 0                      | 2.55          | 14.00         | 8.28          | 45           | 47           | 45.75        |
| HYCC                              | 2             | Hyannis Youth & Community Center Storage Building                     | 49                     | 48                    | -1                     | 2.18          | 12.36         | 7.27          | 48           | 49           | 48.50        |
| MEA                               | 5             | MEA Storage Facility Project  | 48                     | 48                    | 0                      | 2.09          | 12.73         | 7.41          | 49           | 48           | 48.50        |

**THIS PAGE INTENTIONALLY LEFT BLANK**

# PART III – STATUS OF EXISTING CAPITAL APPROPRIATIONS

## Review of Active Prior Year Capital Appropriations (Balances as of 2/01/2022)

Part of the annual Capital Improvement Plan development process is to review the status of all previously approved projects. The list on the following pages comprise the active capital projects. Some of these projects are near completion and some have yet to be implemented.

### General Fund Active Prior Year Capital Appropriations

| Council Order | Fiscal Year | Project # | Project Title            | Appropriation | Expended  | Encumbered | Balance | Appropriation Status                           |
|---------------|-------------|-----------|--------------------------|---------------|-----------|------------|---------|--|
| 2010-111      | 2011        | 10111     | FY11 WEST BAY BRIDGE REP | 650,000       | 634,000   | 16,000     | -       | Expires when encumbrance is paid or liquidated |
| 2010-113      | 2011        | 10113     | FY11 COMPREHENSIVE WASTE | 600,000       | 592,251   | 6,500      | 1,249   | Expires when encumbrance is paid or liquidated |
| 2013-114      | 2014        | 13114     | FY14 WATER QUALITY EVALU | 300,000       | 194,560   | 105,440    | -       | Expires when encumbrance is paid or liquidated |
| 2014-102      | 2015        | 14102     | FY15 POLICE FACILITY IMP | 288,000       | 287,004   | 996        | -       | Expires when encumbrance is paid or liquidated |
| 2014-108      | 2015        | 14108     | FY15 MARSTONS MILLS FISH | 793,500       | 68,635    | 27,659     | 697,206 | Expires when encumbrance is paid or liquidated |
| 2014-111      | 2015        | 14111     | FY15 VETERANS' PARK PLAN | 50,000        | 40,257    | 79         | 9,664   | Expires when encumbrance is paid or liquidated |
| 2014-119      | 2015        | 14119     | FY15 TOWN FACILITIES SEC | 100,000       | 58,150    | 1,377      | 40,473  | Expires when encumbrance is paid or liquidated |
| 2015-096      | 2016        | 15096     | FY16 PUBLIC ROAD MAINTEN | 3,250,000     | 3,213,841 | 36,159     | 0       | Expires when encumbrance is paid or liquidated |
| 2015-101      | 2016        | 15101     | FY16 TOWN HALL IMPROVEME | 939,000       | 102,517   | 49,870     | 786,613 | Expires when encumbrance is paid or liquidated |
| 2015-103      | 2016        | 15103     | FY16 JFK MEMORIAL RESTOR | 87,000        | 55,722    | 29,600     | 1,678   | Expires when encumbrance is paid or liquidated |
| 2016-026      | 2016        | 16026     | FY16 SHOOTING RNG MONITO | 35,000        | 33,654    | 1,000      | 346     | Expires when encumbrance is paid or liquidated |
| 2016-102      | 2017        | 16102     | FY17 PUBLIC ROAD MAINT P | 3,250,000     | 3,234,318 | 7,841      | 7,841   | Expires when encumbrance is paid or liquidated |
| 2016-112      | 2017        | 16112     | FY17 OSTERVILLE BAY ELM  | 900,444       | 628,437   | 886        | 271,122 | Expires when encumbrance is paid or liquidated |
| 2016-113      | 2017        | 16113     | FY17 LOMBARD FIELD IMPRO | 1,754,499     | 1,753,623 | 876        | 0       | Expires when encumbrance is paid or liquidated |
| 2017-069      | 2018        | 17069     | TOWN HALL RESTROOM RENOV | 1,260,220     | 247,682   | 766,134    | 246,405 | Expires when encumbrance is paid or liquidated |
| 2017-074      | 2018        | 17074     | SHOOTING RANGE ASSESSMEN | 350,000       | 21,550    | 13,496     | 314,954 | Expires when encumbrance is paid or liquidated |
| 2017-086      | 2018        | 17086     | OSTERVILLE REC BLDG DESI | 675,000       | 382,832   | 232,138    | 60,030  | Expires when encumbrance is paid or liquidated |
| 2017-095      | 2018        | 17095     | TYLER CONTENT MGR SOFTWA | 105,000       | 82,503    | 22,497     | -       | Expires when encumbrance is paid or liquidated |
| 2018-055      | 2019        | 18055     | MILL POND DREDGING       | 250,000       | 99,549    | 56,774     | 93,678  | Expires when encumbrance is paid or liquidated |
| 2018-063      | 2019        | 18063     | ARMORY BLDG EVAL/DESIGN  | 200,175       | 171,324   | 14,944     | 13,907  | Expires when encumbrance is paid or liquidated |
| 2018-076      | 2019        | 18076     | SENIOR CTR RENOVATIONS   | 727,247       | 206,004   | 11,405     | 509,839 | Expires when encumbrance is paid or liquidated |
| 2018-077      | 2019        | 18077     | HYCC ROOF REPLACEMENT    | 195,668       | 173,413   | 22,255     | -       | Expires when encumbrance is paid or liquidated |
| 2018-089      | 2019        | 18089     | FY19 PUBLIC ROADS IMPROV | 3,412,500     | 3,368,426 | 44,069     | 5       | Expires when encumbrance is paid or liquidated |
| 2018-092      | 2019        | 18092     | SAB MECHANICAL UPGRADES  | 285,000       | 211,489   | 53,461     | 20,050  | Expires when encumbrance is paid or liquidated |
| 2018-093      | 2019        | 18093     | BUMPS RIVER BRIDGE REPAI | 100,000       | 87,294    | 12,662     | 44      | Expires when encumbrance is paid or liquidated |
| 2018-095      | 2019        | 18095     | OCEAN ST SIDEWALK DESIGN | 45,000        | 17,742    | 27,258     | -       | Expires when encumbrance is paid or liquidated |
| 2018-096      | 2019        | 18096     | ARMORY BLDG-HAZMAT REMOV | 667,000       | 386,670   | 60,881     | 219,449 | Expires when encumbrance is paid or liquidated |
| 2019-113      | 2020        | 19113     | AERIAL FLYOVER & MAPPING | 100,000       | 24,649    | -          | 75,351  | Expires June 30, 2022                          |
| 2019-114      | 2020        | 19114     | AERIAL FLYOVER OF WATERW | 50,000        | 38,015    | -          | 11,985  | Expires June 30, 2022                          |
| 2019-116      | 2020        | 19116     | CRAIGVILLE BATH HOUSE/PR | 415,000       | 137,881   | 43,770     | 233,349 | Expires June 30, 2022                          |
| 2019-117      | 2020        | 19117     | MARSTONS MILLS TENNIS CO | 620,000       | 551,156   | 1,286      | 67,558  | Expires June 30, 2022                          |
| 2019-119      | 2020        | 19119     | FY20 CHANNEL DREDGING    | 1,730,000     | 1,675,659 | 54,341     | -       | Expires June 30, 2022                          |
| 2019-121      | 2020        | 19121     | FY20 PUBLIC ROADS PROGRA | 3,450,000     | 3,431,827 | 18,036     | 137     | Expires June 30, 2022                          |

General Fund Active Prior Year Capital Appropriations – Continued

| Council Order                   | Fiscal Year | Project # | Project Title             | Appropriation       | Expended            | Encumbered         | Balance             | Appropriation Status                      |
|---------------------------------|-------------|-----------|---------------------------|---------------------|---------------------|--------------------|---------------------|---|
| 2019-123                        | 2020        | 19123     | BEARSES WAY BIKE PATH DE  | 125,000             | -                   | -                  | 125,000             | Expires June 30, 2022                     |
| 2019-124                        | 2020        | 19124     | BUMPS RIVER BRIDGE REPAI  | 900,000             | 735,711             | 129,735            | 34,554              | Expires June 30, 2022                     |
| 2019-125                        | 2020        | 19125     | FY20 SIDEWALK/GUARDRAIL   | 314,000             | 308,861             | 4,728              | 411                 | Expires June 30, 2022                     |
| 2019-126                        | 2020        | 19126     | MAIN ST HY TREE LIGHTING  | 114,000             | 89,415              | 4,515              | 20,070              | Expires June 30, 2022                     |
| 2019-127                        | 2020        | 19127     | STORM SEWER MS4 PROGRAM   | 150,000             | 30,159              | 60,642             | 59,199              | Expires June 30, 2022                     |
| 2019-128                        | 2020        | 19128     | CROSSWALK IMPROVMT        | 300,000             | 22,481              | -                  | 277,519             | Expires June 30, 2022                     |
| 2019-129                        | 2020        | 19129     | TOWN HALL SECURITY IMPRO  | 480,000             | 10,000              | -                  | 470,000             | Expires June 30, 2022                     |
| 2019-146                        | 2020        | 19146     | OSTERVILLE FIELD CONST    | 797,000             | 242,820             | 524,342            | 29,837              | Expires June 30, 2022                     |
| 2019-147                        | 2020        | 19147     | COMMERCE RD IMPROV DESIG  | 300,000             | 110,898             | 189,102            | -                   | Expires June 30, 2022                     |
| 2019-148                        | 2020        | 19148     | SCHOOL ADMIN BLDG IMPROV  | 996,000             | 33,472              | 957,270            | 5,258               | Expires June 30, 2022                     |
| 2019-149                        | 2020        | 19149     | NEW MUNICIPAL PIER DESIG  | 125,000             | -                   | -                  | 125,000             | Will be repurposed as part of FY 2023 CIP |
| 2019-150                        | 2020        | 19150     | COTUIT TOWN DOCK          | 75,000              | 5,000               | 6,000              | 64,000              | Expires June 30, 2022                     |
| 2020-002                        | 2020        | 20002     | CONSTRUCTION OF ROADWAY   | 275,000             | -                   | -                  | 275,000             | Expires June 30, 2022                     |
| 2020-015                        | 2020        | 20015     | PAINE BLACK HOUSE RESTOR  | 242,822             | 10,000              | -                  | 232,822             | Expires June 30, 2022                     |
| 2020-089                        | 2021        | 20089     | VOIP-UNIFIED COMMUNICATI  | 342,000             | 105,109             | -                  | 236,891             | Expires June 30, 2023                     |
| 2020-100                        | 2021        | 20100     | FY21 RADIO IMPROVEMENT P  | 121,115             | 100,154             | -                  | 20,961              | Expires June 30, 2023                     |
| 2020-101                        | 2021        | 20101     | FY21 DATA STORAGE-POLICE  | 125,000             | 99,134              | -                  | 25,866              | Expires June 30, 2023                     |
| 2020-108                        | 2021        | 20108     | FY21 CHANNEL DREDGING PR  | 2,055,000           | 515,568             | 576,067            | 963,365             | Expires June 30, 2023                     |
| 2020-109                        | 2021        | 20109     | FY21 PUBLIC ROADS PROGRA  | 3,550,000           | 3,221,971           | 327,897            | 132                 | Expires June 30, 2023                     |
| 2020-110                        | 2021        | 20110     | STORMWATER IMPROVMT AT P  | 300,000             | 296,245             | 3,755              | (0)                 | Expires June 30, 2023                     |
| 2021-102                        | 2022        | 21-02     | FY22 CHANNEL DREDGING     | 1,550,000           | -                   | -                  | 1,550,000           | Expires June 30, 2024                     |
| 2021-113                        | 2022        | 21-13     | MM SCHOOL DEMOLITION      | 995,096             | 20,000              | 124,000            | 851,096             | Expires June 30, 2024                     |
| 2021-114                        | 2022        | 21-14     | TOWN HALL MECHANICAL IMP  | 1,908,596           | 10,114              | 234,155            | 1,664,327           | Expires June 30, 2024                     |
| 2021-081                        | 2022        | 21081     | LOCAL COMPREHENSIVE PLAN  | 70,000              | -                   | 70,000             | -                   | Expires June 30, 2024                     |
| 2021-082                        | 2022        | 21082     | HYDRILL TREATMENT         | 92,945              | 85,048              | 6,718              | 1,180               | Expires June 30, 2024                     |
| 2021-097                        | 2022        | 21097     | COMIRS RADIO REPLACEMENT  | 487,367             | -                   | 427,038            | 60,329              | Expires June 30, 2024                     |
| 2021-098                        | 2022        | 21098     | POLICE FACILITIES IMPROV  | 806,432             | -                   | -                  | 806,432             | Expires June 30, 2024                     |
| 2021-099                        | 2022        | 21099     | POLICE SECURITY FENCE     | 340,032             | -                   | -                  | 340,032             | Expires June 30, 2024                     |
| 2021-103                        | 2022        | 21103     | PATROL VESSEL REPLACEMENT | 310,000             | -                   | 302,810            | 7,190               | Expires June 30, 2024                     |
| 2021-104                        | 2022        | 21104     | SCUDDER'S LANE BOAT RAMP  | 150,000             | 3,644               | 119,277            | 27,080              | Expires June 30, 2024                     |
| 2021-105                        | 2022        | 21105     | MEA FACILITY IMPROVEMEN   | 120,960             | -                   | -                  | 120,960             | Expires June 30, 2024                     |
| 2021-107                        | 2022        | 21107     | TOWN REC FIELD IMPROVEME  | 155,000             | 1,400               | -                  | 153,600             | Expires June 30, 2024                     |
| 2021-108                        | 2022        | 21108     | FY22 PUBLIC ROADS MAINTEN | 3,650,000           | 676,942             | 327,435            | 2,645,623           | Expires June 30, 2024                     |
| 2021-109                        | 2022        | 21109     | FRESHWATER PONDS MONITOR  | 165,000             | -                   | 154,485            | 10,515              | Expires June 30, 2024                     |
| 2021-110                        | 2022        | 21110     | STORMWATER IMPROVEMENTS   | 325,000             | -                   | -                  | 325,000             | Expires June 30, 2024                     |
| 2021-111                        | 2022        | 21111     | FY22 PUBLIC BRIDGE MAINT  | 500,000             | 147,215             | 85,133             | 267,653             | Expires June 30, 2024                     |
| 2021-112                        | 2022        | 21112     | EMERGENCY GENERATOR       | 615,250             | 17,800              | 26,535             | 570,915             | Expires June 30, 2024                     |
| 2021-115                        | 2022        | 21115     | CULVERT IMPROVEMENTS      | 245,000             | -                   | -                  | 245,000             | Expires June 30, 2024                     |
| 2021-116                        | 2022        | 21116     | SIDEWALKS OCEAN STREET    | 50,000              | 222                 | 16,542             | 33,236              | Expires June 30, 2024                     |
| 2021-117                        | 2022        | 21117     | KALMUS BEACH PARKING LOT  | 50,000              | -                   | -                  | 50,000              | Expires June 30, 2024                     |
| 2021-184                        | 2022        | 21184     | SNOW'S CREEK CULVERT REP  | 150,000             | -                   | 149,315            | 685                 | Expires June 30, 2024                     |
| 2022-039                        | 2022        | 22039     | SURVEY WORK FOR PROPOSED  | 39,600              | -                   | 36,000             | 3,600               | Expires June 30, 2024                     |
| <b>TOTAL MUNICIPAL PROJECTS</b> |             |           |                           | <b>\$52,098,469</b> | <b>\$29,112,017</b> | <b>\$6,603,183</b> | <b>\$16,383,269</b> |   |



General Fund Active Prior Year Capital Appropriations – Continued

| Council Order                | Fiscal Year | Project # | Project Title            | Appropriation       | Expended            | Encumbered         | Balance            | Appropriation Status                           |
|------------------------------|-------------|-----------|--------------------------|---------------------|---------------------|--------------------|--------------------|--|
| 2017-066                     | 2018        | 17066     | BPS ASBESTOS ABATEMENT   | 300,000             | 102,316             | 65,440             | 132,244            | Expires when encumbrance is paid or liquidated |
| 2018-064                     | 2019        | 18064     | BHS SPORTS FIELD UPGRADE | 5,700,000           | 5,686,846           | 1,020              | 12,134             | Expires when encumbrance is paid or liquidated |
| 2018-065                     | 2019        | 18065     | BPS DISTRICT COMM, VIDEO | 250,000             | 245,421             | 3,504              | 1,075              | Expires when encumbrance is paid or liquidated |
| 2019-017                     | 2020        | 19017     | HYANNIS WEST-EMERGENCY R | 300,000             | 280,992             | -                  | 19,008             | Expires June 30, 2022                          |
| 2019-093                     | 2020        | 19093     | PHASE 2 FIELD IMPROVEMEN | 250,000             | 90,344              | 15,436             | 144,219            | Expires June 30, 2022                          |
| 2019-094                     | 2020        | 19094     | BPS DISTRICT COMM, VIDEO | 500,000             | 497,305             | -                  | 2,695              | Expires June 30, 2022                          |
| 2019-096                     | 2020        | 19096     | BPS MECHANICAL UPGRADES  | 250,000             | 226,582             | -                  | 23,418             | Expires June 30, 2022                          |
| 2019-097                     | 2020        | 19097     | BHS ENVIRONMENTAL LAB    | 1,222,700           | 1,187,715           | 3,660              | 31,325             | Expires June 30, 2022                          |
| 2019-098                     | 2020        | 19098     | BHS/BIS ROOF TOP VENTILA | 1,500,000           | 1,347,341           | 11,400             | 141,259            | Expires June 30, 2022                          |
| 2019-099                     | 2020        | 19099     | CENTERVILLE ELEM UNIT VE | 500,000             | 189,388             | 219,418            | 91,194             | Expires June 30, 2022                          |
| 2019-100                     | 2020        | 19100     | SCHOOL FACILITIES ASSMT  | 150,000             | -                   | -                  | 150,000            | Expires June 30, 2022                          |
| 2019-101                     | 2020        | 19101     | HYANNIS WEST ROOF REPLAC | 450,000             | 5,000               | -                  | 445,000            | Expires June 30, 2022                          |
| 2019-102                     | 2020        | 19102     | CENTERVILLE ROOF REPLACE | 250,000             | 6,500               | -                  | 243,500            | Expires June 30, 2022                          |
| 2020-083                     | 2021        | 20083     | FY21 BPS DISTRICT COMM,  | 500,000             | 496,738             | -                  | 3,262              | Expires June 30, 2023                          |
| 2021-084                     | 2022        | 21084     | BHS/BIS ROOFTOP VENTILAT | 3,752,550           | 40,500              | 147,500            | 3,564,550          | Expires June 30, 2024                          |
| 2021-085                     | 2022        | 21085     | CENTERVILLE ELEM VENTILA | 160,000             | 59,675              | 100,325            | -                  | Expires June 30, 2024                          |
| 2021-086                     | 2022        | 21086     | BHS TURF REPLACEMENT/TRA | 1,423,500           | 97                  | 733,385            | 690,018            | Expires June 30, 2024                          |
| <b>TOTAL SCHOOL PROJECTS</b> |             |           |                          | <b>\$17,458,750</b> | <b>\$10,462,761</b> | <b>\$1,301,089</b> | <b>\$5,694,901</b> |  |

Airport Enterprise Fund Active Prior Year Capital Appropriations

| Council Order | Fiscal Year | Project # | Project Title            | Appropriation | Expended | Encumbered | Balance    | Appropriation Status                           |
|---------------|-------------|-----------|--------------------------|---------------|----------|------------|------------|--|
| 2014-086      | 2015        | 14086     | RECONSTRUCT RUNWAY 6-24  | 400,000       | 84,337   | 315,663    | -          | Expires when encumbrance is paid or liquidated |
| 2017-093      | 2018        | 17093     | CLEAR VEGETATION/OBSTRUC | 300,000       | 177,952  | 20,810     | 101,238    | Expires when encumbrance is paid or liquidated |
| 2018-069      | 2018        | 18069     | AIRPORT LAYOUT & MASTER  | 305,000       | 264,482  | 38,480     | 2,038      | Expires when encumbrance is paid or liquidated |
| 2019-103      | 2020        | 19103     | AIRCRAFT RESCUE & FIREFI | 432,700       | 388,994  | 37,700     | 6,006      | Expires June 30, 2022                          |
| 2019-104      | 2020        | 19104     | FIRE FIGHTING BLDG ROOF  | 591,000       | 590,989  | -          | 11         | Expires June 30, 2022                          |
| 2019-105      | 2020        | 19105     | SNOW REMOVAL-KODIAK      | 747,791       | 612,983  | -          | 134,808    | Expires June 30, 2022                          |
| 2019-106      | 2020        | 19106     | SNOW REMOVAL-PLOW SANDER | 282,209       | 280,347  | 200        | 1,662      | Expires June 30, 2022                          |
| 2019-109      | 2020        | 19109     | ACCESS RD EAST SIDE IMPR | 1,000,000     | -        | -          | 1,000,000  | Expires June 30, 2022                          |
| 2019-110      | 2020        | 19110     | PFOS MITIGATION          | 527,600       | 498,986  | 28,614     | -          | Expires June 30, 2022                          |
| 2019-111      | 2020        | 19111     | MOWING EQUIPMENT         | 165,000       | -        | -          | 165,000    | Expires June 30, 2022                          |
| 2019-112      | 2020        | 19112     | HANGER IMPROVEMENTS      | 100,000       | -        | -          | 100,000    | Expires June 30, 2022                          |
| 2019-153      | 2020        | 19153     | RATE STUDY/EQUIPMENT     | 200,000       | 147,287  | -          | 52,713     | Expires June 30, 2022                          |
| 2020-053      | 2021        | 20053     | PFAS EVALUATIONS         | 100,000       | 99,561   | 439        | 0          | Expires June 30, 2023                          |
| 2020-093      | 2021        | 20093     | PHASE II TREE CLEARING   | 300,000       | -        | -          | 300,000    | Expires June 30, 2023                          |
| 2020-097      | 2021        | 20097     | ENVIRONMENTAL REVIEW     | 1,150,000     | -        | -          | 1,150,000  | Expires June 30, 2023                          |
| 2020-140      | 2021        | 2014A     | MASS DOT-GREENHOUSE GAS  | 101,000       | 94,809   | -          | 6,191      | Expires June 30, 2023                          |
| 2020-172      | 2021        | 20172     | FIXED BASE OPERATIONS    | 172,938       | 7,945    | -          | 164,994    | Expires June 30, 2023                          |
| 2021-087      | 2022        | 21087     | REPLACE RUNWAY 6-24 EMAS | 7,500,000     | -        | -          | 7,500,000  | Expires June 30, 2024                          |
| 2021-088      | 2022        | 21088     | RUNWAY 6-24 RECONSTRUCT  | 13,045,000    | -        | 3,200      | 13,041,800 | Expires June 30, 2024                          |
| 2021-089      | 2022        | 21089     | PFOS MITIGATION PHASE II | 200,000       | 116,830  | 83,170     | -          | Expires June 30, 2024                          |
| 2021-090      | 2022        | 21090     | REPLACE SRE EQUIPMENT #3 | 57,000        | -        | -          | 57,000     | Expires June 30, 2024                          |

Airport Active Prior Year Capital Appropriations – Continued

|                                |      |       |                          |                     |                    |                  |                     |                       |
|--------------------------------|------|-------|--------------------------|---------------------|--------------------|------------------|---------------------|-----------------------|
| 2021-091                       | 2022 | 21091 | CONSTRUCT EXT MARRY DUNN | 5,005,000           | -                  | -                | 5,005,000           | Expires June 30, 2024 |
| 2021-093                       | 2022 | 21093 | REPLACE SRE EQUIPMENT #3 | 115,000             | -                  | -                | 115,000             | Expires June 30, 2024 |
| 2021-094                       | 2022 | 21094 | REPLACE AIRFIELD MOWING  | 165,000             | -                  | -                | 165,000             | Expires June 30, 2024 |
| 2021-095                       | 2022 | 21095 | REPLACE SRE EQUIP #27    | 115,000             | -                  | -                | 115,000             | Expires June 30, 2024 |
| <b>AIRPORT ENTERPRISE FUND</b> |      |       |                          | <b>\$33,077,238</b> | <b>\$3,365,501</b> | <b>\$528,277</b> | <b>\$29,183,460</b> |                       |

**HYCC Enterprise Fund Active Prior Year Capital Appropriations**

| Council Order               | Fiscal Year | Project # | Project Title            | Appropriation      | Expended         | Encumbered       | Balance            | Appropriation Status  |
|-----------------------------|-------------|-----------|--------------------------|--------------------|------------------|------------------|--------------------|-----------------------|
| 2019-115                    | 2020        | 19115     | HYCC ROOF/HVAC/SECURITY  | 589,944            | 20,776           | 412,644          | 156,524            | Expires June 30, 2022 |
| 2020-103                    | 2021        | 20103     | FY21 HYCC FACILITY IMPRO | 756,000            | 680,257          | 75,743           | -                  | Expires June 30, 2023 |
| 2021-106                    | 2022        | 21106     | HYCC FACILITY IMPROVEMEN | 1,644,600          | 20,000           | 134,636          | 1,489,964          | Expires June 30, 2024 |
| 2019-115                    | 2020        | 19115     | HYCC ROOF/HVAC/SECURITY  | 589,944            | 20,776           | 412,644          | 156,524            | Expires June 30, 2022 |
| <b>HYCC ENTERPRISE FUND</b> |             |           |                          | <b>\$2,990,544</b> | <b>\$721,034</b> | <b>\$623,023</b> | <b>\$1,646,488</b> |                       |

**Golf Enterprise Fund Active Prior Year Capital Appropriations**

| Council Order                      | Fiscal Year | Project # | Project Title            | Appropriation      | Expended         | Encumbered       | Balance          | Appropriation Status                           |
|------------------------------------|-------------|-----------|--------------------------|--------------------|------------------|------------------|------------------|--|
| 2018-072                           | 2019        | 18072     | HY GOLF MAINTENANCE BLDG | 58,511             | 25,755           | 1,360            | 31,396           | Expires when encumbrance is paid or liquidated |
| 2018-073                           | 2019        | 18073     | OBF FACILITY IMPROVEMENT | 57,774             | 39,719           | 5,000            | 13,055           | Expires when encumbrance is paid or liquidated |
| 2019-118                           | 2020        | 19118     | HY GOLF CART PATH IMPROV | 446,000            | -                | -                | 446,000          | Expires June 30, 2022                          |
| 2021-096                           | 2022        | 21096     | OBF REPLACE TURF EQUIPME | 545,179            | 105,192          | 430,651          | 9,336            | Expires June 30, 2024                          |
| <b>GOLF COURSE ENTERPRISE FUND</b> |             |           |                          | <b>\$1,107,464</b> | <b>\$170,666</b> | <b>\$437,011</b> | <b>\$499,787</b> |  |

**Solid Waste Enterprise Fund Active Prior Year Capital Appropriations**

| Council Order                      | Fiscal Year | Project # | Project Title            | Appropriation    | Expended   | Encumbered       | Balance         | Appropriation Status  |
|------------------------------------|-------------|-----------|--------------------------|------------------|------------|------------------|-----------------|-----------------------|
| 2020-125                           | 2020        | 20125     | WEIGH SCALE REPLACEMENT  | 108,490          | -          | 100,000          | 8,490           | Expires June 30, 2022 |
| 2021-118                           | 2022        | 21-18     | ROLL OFF TRUCK REPLACEME | 210,000          | -          | 196,920          | 13,080          | Expires June 30, 2024 |
| <b>SOLID WASTE ENTERPRISE FUND</b> |             |           |                          | <b>\$318,490</b> | <b>\$-</b> | <b>\$296,920</b> | <b>\$21,570</b> |                       |

## Water Pollution Control Enterprise Fund Active Prior Year Capital Appropriations

| Council Order                | Fiscal Year | Project # | Project Title            | Appropriation       | Expended           | Encumbered          | Balance            | Appropriation Status                           |
|------------------------------|-------------|-----------|--------------------------|---------------------|--------------------|---------------------|--------------------|--|
| 2013-093                     | 2014        | 13093     | HYDRAULIC LOAD TESTING A | 50,000              | 17,621             | 14,379              | 18,000             | Expires when encumbrance is paid or liquidated |
| 2016-097                     | 2017        | 16097     | CLARIFIERS REHAB         | 1,289,505           | 1,258,995          | 2,955               | 27,555             | Expires when encumbrance is paid or liquidated |
| 2017-077                     | 2018        | 17077     | WPC COMPUTERIZED SIMULAT | 55,000              | 48,091             | 1,835               | 5,073              | Expires when encumbrance is paid or liquidated |
| 2017-078                     | 2018        | 17078     | DESIGN SEWER UPGRADES BA | 72,000              | 47,530             | 23,848              | 622                | Expires when encumbrance is paid or liquidated |
| 2018-078                     | 2019        | 18078     | EFFLUENT DISPOSAL CAPACI | 195,000             | 129,486            | 65,514              | -                  | Expires when encumbrance is paid or liquidated |
| 2018-079                     | 2019        | 18079     | EFFLUENT DISCHARGE LOCAT | 150,000             | 28,928             | 120,901             | 171                | Expires when encumbrance is paid or liquidated |
| 2019-130                     | 2020        | 19130     | EFFLUENT FLOW METER EVAL | 600,000             | 162,990            | -                   | 437,010            | Expires June 30, 2022                          |
| 2019-131                     | 2020        | 19131     | SEWER SYSTEM EVAL SURVEY | 380,000             | 255,637            | 94,863              | 29,500             | Expires June 30, 2022                          |
| 2019-132                     | 2020        | 19132     | RENDEVOUS LANE PUMP STAT | 1,160,000           | 889,651            | 205,594             | 64,754             | Expires June 30, 2022                          |
| 2019-133                     | 2020        | 19133     | BEARSE'S WAY VACUUM SEWE | 1,125,000           | 5,443              | -                   | 1,119,557          | Expires June 30, 2022                          |
| 2019-134                     | 2020        | 19134     | SOUTH ST SEWER REHAB     | 4,019,000           | -                  | -                   | 4,019,000          | Appropriation will be rescinded.               |
| 2020-175                     | 2021        | 20175     | FY21 PUMP STATION REHAB  | 1,502,804           | 316,442            | 851,211             | 335,151            | Expires June 30, 2023                          |
| 2021-009                     | 2021        | 21009     | WPC SOLIDS HANDLING PROJ | 11,350,000          | 1,222,491          | 9,621,795           | 505,714            | Expires June 30, 2023                          |
| 2021-037                     | 2021        | 21037     | DENITRIFICATION EVAL AT  | 200,000             | 14,483             | 80,098              | 105,419            | Expires June 30, 2023                          |
| 2021-123                     | 2022        | 21123     | WPC FACILITY STUDY       | 250,000             | -                  | 160,000             | 90,000             | Expires June 30, 2024                          |
| 2021-124                     | 2022        | 21124     | PUMP STATION REHAB       | 2,100,000           | -                  | -                   | 2,100,000          | Expires June 30, 2024                          |
| 2021-125                     | 2022        | 21125     | 720 MAIN ST PUMP STATION | 365,000             | 88                 | 20,100              | 344,812            | Expires June 30, 2024                          |
| 2021-126                     | 2022        | 21126     | VACUUM TRUCK REPLACEMENT | 600,000             | -                  | 505,392             | 94,608             | Expires June 30, 2024                          |
| 2021-127                     | 2022        | 21127     | WPC FACILITY SECURITY SY | 75,000              | -                  | -                   | 75,000             | Expires June 30, 2024                          |
| 2021-128                     | 2022        | 21128     | TRUCK #258 REPLACEMENT   | 65,000              | -                  | 63,960              | 1,040              | Expires June 30, 2024                          |
| 2021-129                     | 2022        | 21129     | WPC FACILITY HVAC IMPROV | 85,000              | 4,275              | 80,725              | -                  | Expires June 30, 2024                          |
| <b>SEWER ENTERPRISE FUND</b> |             |           |                          | <b>\$25,688,309</b> | <b>\$4,402,153</b> | <b>\$11,913,171</b> | <b>\$9,372,985</b> |  |

## Comprehensive Wastewater Management Program Active Prior Year Capital Appropriations

| Council Order                           | Fiscal Year | Project # | Project Title            | Appropriation       | Expended            | Encumbered         | Balance             | Appropriation Status  |
|---|-------------|-----------|--------------------------|---------------------|---------------------|--------------------|---------------------|-----------------------|
| 2019-068                                | 2020        | 19068     | JBCC FEASIBILITY STUDY   | 250,000             | 112,671             | 107,329            | 30,000              | Expires June 30, 2022 |
| 2019-069                                | 2020        | 19069     | ROADWAY DESIGN/UTILITY W | 735,000             | 408,922             | 292,050            | 34,028              | Expires June 30, 2022 |
| 2019-071                                | 2020        | 19071     | COTUIT-DESIGN SWR EXPANS | 250,000             | -                   | -                  | 250,000             | Expires June 30, 2022 |
| 2019-142                                | 2020        | 19142     | MM SCHOOL PUMP STATION   | 612,000             | 141,673             | 75,448             | 394,879             | Expires June 30, 2022 |
| 2019-143                                | 2020        | 19143     | LONG POND SEWER EXP DESI | 938,000             | -                   | -                  | 938,000             | Expires June 30, 2022 |
| 2019-145                                | 2020        | 19145     | PHINNEY'S LANE SEWER EXP | 735,000             | -                   | -                  | 735,000             | Expires June 30, 2022 |
| 2019-148                                | 2020        | 19148     | MM RIVER TREATMENT SYSTE | 612,000             | 19,581              | -                  | 592,419             | Expires June 30, 2022 |
| 2019-213                                | 2020        | 19213     | SEWER INFRASTRUCTURE CON | 13,275,023          | 1,712,898           | 8,980,983          | 2,581,142           | Expires June 30, 2022 |
| 2020-002                                | 2021        | 20002     | CONSTRUCTION OF ROADWAY  | 1,775,000           | -                   | -                  | 1,775,000           | Expires June 30, 2023 |
| 2020-025                                | 2021        | 20025     | 310 MAIN ST ACQUISITION  | 549,000             | 545,855             | -                  | 3,145               | Expires June 30, 2023 |
| 2020-026                                | 2021        | 20026     | 1456 FALMOUTH ROAD ACQUI | 283,900             | 280,334             | -                  | 3,566               | Expires June 30, 2023 |
| 2020-030                                | 2021        | 20030     | RTE 28 EAST SEWER EXP/PU | 800,000             | 680,743             | 102,946            | 16,311              | Expires June 30, 2023 |
| 2021-180                                | 2022        | 21-80     | RT 28 EAST SEWER EXPANSI | 22,000,000          | -                   | -                  | 22,000,000          | Expires June 30, 2024 |
| 2021-067                                | 2022        | 21067     | 528 CRAIGVILLE BEACH RD- | 45,000              | 41,740              | -                  | 3,260               | Expires June 30, 2024 |
| 2022-044                                | 2022        | 22044     | VINEYARD WIND 2 ROUTE SE | 2,750,000           | -                   | -                  | 2,750,000           | Expires June 30, 2024 |
| 2022-045                                | 2022        | 22045     | ROUTE 28WEST SEWER EXPAN | 3,500,000           | -                   | -                  | 3,500,000           | Expires June 30, 2024 |
| <b>COMPREHENSIVE WASTEWATER MGT PGM</b> |             |           |                          | <b>\$49,109,923</b> | <b>\$23,944,417</b> | <b>\$9,558,756</b> | <b>\$35,606,750</b> |                       |

## Water Supply Enterprise Fund Active Prior Year Capital Appropriations

| Council Order                    | Fiscal Year | Project # | Project Title              | Appropriation       | Expended            | Encumbered         | Balance            | Appropriation Status                           |
|----------------------------------|-------------|-----------|----------------------------|---------------------|---------------------|--------------------|--------------------|--|
| 2013-087                         | 2014        | 13087     | WELL EXPLORATION PROGRAM   | 489,500             | 323,435             | 166,065            | -                  | Expires when encumbrance is paid or liquidated |
| 2014-073                         | 2015        | 14073     | NEW WELL EXPLORATION 201   | 583,000             | 238,795             | 344,205            | -                  | Expires when encumbrance is paid or liquidated |
| 2017-099                         | 2018        | 17099     | MAHER CARBON TREATMENT S   | 10,925,000          | 10,815,997          | 52,935             | 56,068             | Expires when encumbrance is paid or liquidated |
| 2018-081                         | 2019        | 18081     | FY19 PIPE REPLACEMENT      | 1,050,000           | 1,037,372           | 11,867             | 761                | Expires when encumbrance is paid or liquidated |
| 2018-083                         | 2019        | 18083     | NEW WELL EXPLORATION       | 555,000             | 168,830             | 148,929            | 237,241            | Expires when encumbrance is paid or liquidated |
| 2019-059                         | 2020        | 19059     | MARY DUNN WELL #4 REACTI   | 571,000             | 209,710             | -                  | 361,290            | Expires June 30, 2022                          |
| 2019-069                         | 2020        | 19069     | ROADWAY DESIGN/UTILITY W   | 100,000             | 35,375              | 2,440              | 62,185             | Expires June 30, 2022                          |
| 2019-135                         | 2020        | 19135     | FY20 PIPE REPLACEMENT UP   | 1,050,000           | 786,753             | 171,509            | 91,739             | Expires June 30, 2022                          |
| 2019-136                         | 2020        | 19136     | FY20 PUMP STATION UPGRAD   | 200,000             | 185,314             | 14,686             | -                  | Expires June 30, 2022                          |
| 2019-137                         | 2020        | 19137     | VALVE MAINT TRAILER SYST   | 75,000              | -                   | -                  | 75,000             | Expires June 30, 2022                          |
| 2019-138                         | 2020        | 19138     | WELLS TREATMENT OPTIONS    | 220,000             | 91,774              | 1                  | 128,225            | Expires June 30, 2022                          |
| 2019-212                         | 2020        | 19212     | PHINNEY'S LANE WATER INF   | 1,000,000           | 6,637               | 993,363            | -                  | Expires June 30, 2022                          |
| 2019-215                         | 2020        | 19215     | INTERIM ACTIVATED CARBON   | 3,000,000           | 2,830,939           | -                  | 169,061            | Expires June 30, 2022                          |
| 2020-120                         | 2021        | 20120     | FY21 PIPE REPLACEMENT/UPGR | 750,000             | 120,000             | -                  | 630,000            | Expires June 30, 2023                          |
| 2020-121                         | 2021        | 20121     | FY21 PUMP STATION UPGRAD   | 150,000             | 90,360              | 59,640             | -                  | Expires June 30, 2023                          |
| 2020-122                         | 2021        | 20122     | AIRPORT/MARY DUNN WELL S   | 300,000             | 18,839              | 201,023            | 80,138             | Expires June 30, 2023                          |
| 2020-123                         | 2021        | 20123     | HYANNIS PORT, SIMMONS PO   | 350,000             | 323,223             | 4,457              | 22,320             | Expires June 30, 2023                          |
| 2021-119                         | 2022        | 21119     | FY22 PIPE REPLACEMENT UP   | 1,050,000           | 110,938             | 39,483             | 899,578            | Expires June 30, 2024                          |
| 2021-121                         | 2022        | 21121     | WELLS, PUMP STATION UGRA   | 200,000             | 31,364              | 14,250             | 154,386            | Expires June 30, 2024                          |
| <b>WATER SUPPLY CAPITAL FUND</b> |             |           |                            | <b>\$22,618,500</b> | <b>\$17,425,657</b> | <b>\$2,224,851</b> | <b>\$2,967,992</b> |  |

## Marina Enterprise Fund Active Prior Year Capital Appropriations

| Council Order                 | Fiscal Year | Project # | Project Title            | Appropriation      | Expended         | Encumbered      | Balance          | Appropriation Status                           |
|-------------------------------|-------------|-----------|--------------------------|--------------------|------------------|-----------------|------------------|--|
| 2015-109                      | 2016        | 15109     | RECONSTRUCT PRINCE COVE  | 570,000            | 546,879          | 4,026           | 19,095           | Expires when encumbrance is paid or liquidated |
| 2015-110                      | 2016        | 15110     | HYANNIS HARBOR BULKHEAD- | 158,000            | 85,896           | 31,095          | 41,009           | Expires when encumbrance is paid or liquidated |
| 2021-101                      | 2022        | 21101     | DESIGN BISMORE PARK BULK | 375,000            | -                | -               | 375,000          | Expires June 30, 2024                          |
| <b>MARINA ENTERPRISE FUND</b> |             |           |                          | <b>\$1,103,000</b> | <b>\$632,775</b> | <b>\$35,121</b> | <b>\$435,104</b> |  |

## Sandy Neck Enterprise Fund Active Prior Year Capital Appropriations

| Council Order                     | Fiscal Year | Project # | Project Title            | Appropriation    | Expended     | Encumbered       | Balance        | Appropriation Status                           |
|-----------------------------------|-------------|-----------|--------------------------|------------------|--------------|------------------|----------------|--|
| 2019-120                          | 2020        | 19120     | GATEHOUSE & TRAIL IMPROV | 60,000           | 114          | 59,886           | -              | Expires when encumbrance is paid or liquidated |
| 2021-100                          | 2022        | 21-00     | SANDY NECK PARKING LOT R | 225,000          | -            | 221,791          | 3,209          | Expires June 30, 2024                          |
| <b>SANDY NECK ENTERPRISE FUND</b> |             |           |                          | <b>\$285,000</b> | <b>\$114</b> | <b>\$281,677</b> | <b>\$3,209</b> |  |

## Summary

Based on the review of active capital appropriations the following action will be recommended:

1. Town Council Order 2019-149 has a remaining balance of \$125,000. Based on this, Town Council Order 2022-080 approved an amount of \$104,000 be transferred from Town Council Order 2019-149, New Municipal Pier Design, and added to Town Council Order 2019-148, School Administration Building Mechanical Improvement Project. The remaining balance of \$21,000 will be used for a portion of the recommended FY2023 McCarthy's Landing Dinghy Dock project.

## **PART IV – FIVE YEAR FUNDING PLAN**

A total of 170 projects amounting to \$598 million were submitted for requests over the next 5 years. This includes General Fund, Comprehensive Wastewater Management Plan (CWMP), and all Enterprise Funds. The town has several funding sources to finance its capital program: the Capital Trust Fund, which is used to finance General Fund capital, General Fund reserves, each individual Enterprise Fund, a new Stabilization Fund in which 100% of the local rooms tax on vacation rentals is credited, and the Sewer Construction & Private Way Maintenance and Improvement Fund.

The Capital Trust Fund is a mechanism that allows the town to accumulate funds from various sources to finance its General Fund supported capital program. These resources include property taxes, fees, rental income, revenue from renewable energy projects, investment income, free cash reserves, and excess overlay reserves. A transfer is made annually from the General Fund with a projected transfer for FY 2023 of \$12 million. This transfer will be part of the annual operating budget.

A newer funding tool in the form of the Sewer Construction & Private Way Maintenance and Improvement Fund was created. The state legislature approved a home rule petition that allows the town to credit one-hundred percent (100%) of the local meals tax and one-third (33%) of the local room's tax on traditional lodging to this fund. The town may appropriate monies in the fund for planning, designing, and construction of sewers and other means of comprehensive wastewater management and maintenance and improvement of private ways. This will be used to fund a portion of the Comprehensive Wastewater Management Plan (CWMP). In addition, the state legislature recently implemented a law change that requires the room occupancy tax to be applied to short-term rental property. The town has dedicated one-hundred (100%) of this to a Stabilization Fund called the Comprehensive Management of Water and Wastewater, which supports the Comprehensive Wastewater Management Plan (CWMP) and the Water Supply capital program.

Most of the Enterprise Fund's capital improvements are financed by the respective enterprise fund operation through a combination of user fees and grant funding. Hyannis Youth & Community Center (HYCC) is the exception because it is unable to cover the cost of operations and capital needs through its user fees. Furthermore, some future Enterprise Fund projects may require General Fund subsidies as the impact to user fees may be too significant due to the cost of the projects.

The schedules on the following pages illustrate what a five-year Capital Improvement Plan might look like. Many of the projects that went through the evaluation process in the development of this year's Capital Improvement Plan can be funded over the next five years. The projects listed under FY 2023 are recommended for funding in this year's plan. The outer years of 2024 to 2027 are shown for illustrative purposes only. It is anticipated that many of these projects will come forward for funding in the respective year shown, however, some may be bumped due to shifting priorities, anticipated grant funding materializing and several other assumptions holding true. The projects in the outer years will be subjected once again to the evaluation process they went through this year.

Over the next five-years, the Town can anticipate funding \$461 million in capital projects. Self-funded Enterprise Funds total \$139 million, the Sewer Construction & Private Way Maintenance and Improvement Fund totals \$216 million, and the General Fund totals \$106 million. This includes 98 projects, 37 for the Enterprise funds, and 16 for the Comprehensive Water Management Plan and 45 for the General Fund.

## Detailed Project Listing

### Five-Year Capital Improvement Plan for Enterprise Funds

| LISTING OF CAPITAL IMPROVEMENT PROJECTS: ENTERPRISE FUNDS |          |  |                     | FIVE YEAR COSTS    |                     |                     |                     |                     | PROJECT |
|---|----------|--|---------------------|--------------------|---------------------|---------------------|---------------------|---------------------|---------|
| DEPT  | PRIORITY | PROJECT TITLE  | FY 2023             | FY 2024            | FY 2025             | FY 2026             | FY 2027             | TOTALS              |         |
| BMA   | 1        | Replace 1992 ARFF Equipment - Airport #820                     | 978,000             | -                  | -                   | -                   | -                   | 978,000             |         |
| BMA   | 2        | Reporting, Testing, Mitigation, Monitoring (PFOS Soils)        | 105,000             | -                  | -                   | -                   | -                   | 105,000             |         |
| BMA   | 3        | PFAS Mitigation Design and Implementation                      | 1,004,000           | -                  | -                   | -                   | -                   | 1,004,000           |         |
| BMA   | 4        | Replacement of Circa 1997 Mo-Gas and Diesel Fuel               | 1,200,000           | -                  | -                   | -                   | -                   | 1,200,000           |         |
| BMA   | 5        | Permitting - Airport Master Plan for Short-Term                | -                   | 525,000            | -                   | -                   | -                   | 525,000             |         |
| BMA   | 6        | Design & Implement Airport Security Camera Upgrades            | -                   | 650,000            | -                   | -                   | -                   | 650,000             |         |
| BMA   | 7        | Replace SRE Equipment 10-wheeler - Airport #47                 | -                   | 385,000            | -                   | -                   | -                   | 385,000             |         |
| BMA   | 8        | Electric Aircraft Support Vehicle                              | -                   | 450,000            | -                   | -                   | -                   | 450,000             |         |
| BMA   | 9        | Design, Construct, Relocate and Extend Taxiway B               | -                   | -                  | 8,800,000           | -                   | -                   | 8,800,000           |         |
| BMA   | 10       | Reconstruction and Re-Alignment of Taxiways Delta and Echo     | -                   | -                  | 5,300,000           | -                   | -                   | 5,300,000           |         |
| BMA   | 11       | Replace SRE Equipment - Airport #38                            | -                   | -                  | 100,000             | -                   | -                   | 100,000             |         |
| BMA   | 12       | Replace SRE Equipment - Airport #32                            | -                   | -                  | 80,000              | -                   | -                   | 80,000              |         |
| BMA   | 13       | Terminal Upgrades - Jetway/Gate/Hold Room Expansion            | -                   | -                  | 1,500,000           | -                   | -                   | 1,500,000           |         |
| BMA   | 14       | Easements for Future Construction/Runway Extension             | -                   | -                  | -                   | 13,500,000          | -                   | 13,500,000          |         |
| BMA   | 15       | Design & Construct Tree Clearing for RUNWAY 15/33              | -                   | -                  | -                   | -                   | 750,000             | 750,000             |         |
| BMA   | 16       | Design & Construct Extension of Runway 15 /33 and Runway       | -                   | -                  | -                   | -                   | 20,000,000          | 20,000,000          |         |
|   |          | <b>TOTAL AIRPORT</b>   | <b>\$3,287,000</b>  | <b>\$2,010,000</b> | <b>\$15,780,000</b> | <b>\$13,500,000</b> | <b>\$20,750,000</b> | <b>\$55,327,000</b> |         |
| WPC   | 1        | Pump Station Rehabilitation Program                            | 2,860,000           | 1,100,000          | 550,000             | 950,000             | 1,300,000           | 6,760,000           |         |
| WPC   | 2        | 720 Main Street Pump Station Replacement                       | 11,000,000          | -                  | -                   | -                   | -                   | 11,000,000          |         |
| WPC   | 3        | Water Pollution Control Facility Improvements                  | 330,000             | 1,009,000          | 1,212,000           | 925,000             | 633,000             | 4,109,000           |         |
| WPC   | 4        | Crane Truck 247 Replacement                                    | 165,000             | -                  | -                   | -                   | -                   | 165,000             |         |
| WPC   | 5        | Sewer System Rehabilitation / Infiltration and Inflow Removal  | 760,000             | -                  | 225,000             | -                   | 500,000             | 1,485,000           |         |
| WPC   | 6        | Replacement of Truck 254 with a new ¾ ton pickup               | 70,000              | -                  | -                   | -                   | -                   | 70,000              |         |
| WPC   | 7        | Headworks Building Design and Construction                     | -                   | 350,000            | -                   | TBD                 | -                   | 350,000             |         |
| WPC   | 8        | Effluent Sand Bed Valve Rehabilitation                         | -                   | 350,000            | -                   | -                   | -                   | 350,000             |         |
| WPC   | 9        | MSB Generator Design and Construction                          | -                   | -                  | 750,000             | -                   | -                   | 750,000             |         |
|   |          | <b>TOTAL PUBLIC WORKS WATER POLLUTION CONTROL</b>              | <b>\$15,185,000</b> | <b>\$2,809,000</b> | <b>\$2,737,000</b>  | <b>\$1,875,000</b>  | <b>\$2,433,000</b>  | <b>\$25,039,000</b> |         |
| WS  | 1        | Pipe Replacement and Upgrade Program                           | 1,050,000           | 1,050,000          | 1,050,000           | 1,050,000           | 1,050,000           | 5,250,000           |         |
| WS  | 2        | Wells, Pump Stations, Treatment Plant Repair & Upgrade Program | 200,000             | 200,000            | 200,000             | 200,000             | 200,000             | 1,000,000           |         |
| WS  | 3        | Straightway Treatment Plant, 217 Straightway, Hyannis          | 1,000,000           | -                  | 15,000,000          | -                   | -                   | 16,000,000          |         |
| WS  | 4        | Mary Dunn 1: Water Storage Tank Repainting                     | 65,000              | 600,000            | -                   | -                   | -                   | 665,000             |         |

Five-Year Capital Improvement Plan for Enterprise Funds (Continued)

| LISTING OF CAPITAL IMPROVEMENT PROJECTS: ENTERPRISE FUNDS |          |   | FIVE YEAR COSTS     |                     |                     |                     |                     | PROJECT              |
|---|----------|---|---------------------|---------------------|---------------------|---------------------|---------------------|----------------------|
| DEPT  | PRIORITY | PROJECT TITLE   | FY 2023             | FY 2024             | FY 2025             | FY 2026             | FY 2027             | TOTALS               |
| WS  | 5        | Ocean Street Water Main Looping Project, Construction | 480,000             | -                   | -                   | -                   | -                   | 480,000              |
| WS  | 6        | New Well Exploration Program                          | -                   | 3,000,000           | -                   | 17,000,000          | -                   | 20,000,000           |
| WS  | 7        | Airport and Mary Dunn 1 Filtration Plant Design       | -                   | 1,000,000           | -                   | 13,000,000          | -                   | 14,000,000           |
| <b>TOTAL PUBLIC WORKS WATER SUPPLY</b>                    |          |   | <b>\$2,795,000</b>  | <b>\$5,850,000</b>  | <b>\$16,250,000</b> | <b>\$31,250,000</b> | <b>\$1,250,000</b>  | <b>\$57,395,000</b>  |
| SW  | 1        | Container Unit Replacement                            | 50,000              | 55,000              | 60,000              | 65,000              | 70,000              | 300,000              |
| SW  | 2        | Generator Replacement                                 | 130,000             | -                   | -                   | -                   | -                   | 130,000              |
| SW  | 3        | Transfer Station Maintenance Building Improvements    | 242,347             | -                   | -                   | -                   | -                   | 242,347              |
| SW  | 4        | Compactor Unit Replacement                            | -                   | -                   | 200,000             | 125,000             | 125,000             | 450,000              |
| SW  | 5        | Wheel Loader Replacement                              | -                   | 250,000             | -                   | -                   | -                   | 250,000              |
| <b>TOTAL PUBLIC WORKS SOLID WASTE</b>                     |          |   | <b>\$422,347</b>    | <b>\$305,000</b>    | <b>\$260,000</b>    | <b>\$190,000</b>    | <b>\$195,000</b>    | <b>\$1,372,347</b>   |
| <b>TOTAL ENTERPRISE FUNDS PROJECT COSTS</b>               |          |   | <b>\$21,689,347</b> | <b>\$10,974,000</b> | <b>\$35,027,000</b> | <b>\$46,815,000</b> | <b>\$24,628,000</b> | <b>\$139,133,347</b> |

Five-Year Capital Improvement Plan for Comprehensive Wastewater Management Plan

| LISTING OF CAPITAL IMPROVEMENT PROJECTS: CWMP   |          |  | FIVE YEAR COSTS    |                     |                     |                     |                     | PROJECT              |
|---|----------|--|--------------------|---------------------|---------------------|---------------------|---------------------|----------------------|
| DEPT  | PRIORITY | PROJECT TITLE  | FY 2023            | FY 2024             | FY 2025             | FY 2026             | FY 2027             | TOTALS               |
| CWMP  | 1        | Effluent Disposal Alternatives                             | 1,000,000          | TBD                 | TBD                 | TBD                 | TBD                 | 1,000,000            |
| CWMP  | 2        | Nitrogen Removal Improvements at WPCF                      | 3,000,000          | -                   | 35,000,000          | -                   | -                   | 38,000,000           |
| CWMP  | 3        | Old Craigville Road Sewer Expansion                        | 600,000            | 1,400,000           | -                   | 17,000,000          | -                   | 19,000,000           |
| CWMP  | 4        | Shootflying Hill Road Sewer Expansion                      | 375,000            | -                   | 875,000             | -                   | 11,250,000          | 12,500,000           |
| CWMP  | 5        | Old Yarmouth Road Sewer Expansion                          | 275,000            | 600,000             | -                   | 7,150,000           | -                   | 8,025,000            |
| CWMP  | 6        | Marstons Mills River Treatment System - Mill Pond Dredging | TBD                | TBD                 | TBD                 | TBD                 | TBD                 | -                    |
| CWMP  | 7        | Great Marsh Road Sewer Expansion                           | -                  | -                   | 500,000             | 1,200,000           | -                   | 1,700,000            |
| CWMP  | 8        | Vineyard Wind 2 Route and Mother's Park Pump Station       | -                  | 28,000,000          | -                   | -                   | -                   | 28,000,000           |
| CWMP  | 9        | Long Beach Sewer Expansion                                 | -                  | 300,000             | 700,000             | -                   | 8,000,000           | 9,000,000            |
| CWMP  | 10       | Route 28 West Sewer Expansion                              | -                  | -                   | 35,000,000          | -                   | -                   | 35,000,000           |
| CWMP  | 11       | Phinney's Lane Sewer Expansion                             | -                  | -                   | 25,000,000          | -                   | -                   | 25,000,000           |
| CWMP  | 12       | Osterville Woods Sewer Expansion                           | -                  | -                   | 550,000             | 1,250,000           | -                   | 1,800,000            |
| CWMP  | 13       | South County Road Sewer Expansion                          | -                  | -                   | -                   | 300,000             | 700,000             | 1,000,000            |
| CWMP  | 14       | Long Pond Area Sewer Expansion                             | -                  | -                   | -                   | -                   | 35,000,000          | 35,000,000           |
| CWMP  | 15       | Prince Cove Sewer Expansion                                | -                  | -                   | -                   | -                   | 400,000             | 400,000              |
| CWMP  | 16       | Huckins Neck Sewer Expansion                               | -                  | -                   | -                   | -                   | 300,000             | 300,000              |
| <b>COMPREHENSIVE WASTEWATER MANAGEMENT PLAN</b> |          |  | <b>\$5,250,000</b> | <b>\$30,300,000</b> | <b>\$97,625,000</b> | <b>\$26,900,000</b> | <b>\$55,650,000</b> | <b>\$215,725,000</b> |



## Five-Year Capital Improvement Plan for General Fund

| LISTING OF CAPITAL IMPROVEMENT PROJECTS: GENERAL FUND      |          |  | FIVE YEAR COSTS    |                    |                    |                    |                    | PROJECT             |
|--|----------|--|--------------------|--------------------|--------------------|--------------------|--------------------|---------------------|
| DEPT   | PRIORITY | PROJECT TITLE  | FY 2023            | FY 2024            | FY 2025            | FY 2026            | FY 2027            | TOTALS              |
| MAR  | 1        | Bismore Park Bulkhead Improvements                         | -                  | 7,050,000          | -                  | -                  | -                  | 7,050,000           |
| <b>TOTAL MARINE &amp; ENVIRONMENTAL AFFAIRS MARINAS</b>    |          |  | <b>\$-</b>         | <b>\$7,050,000</b> | <b>\$-</b>         | <b>\$-</b>         | <b>\$-</b>         | <b>\$7,050,000</b>  |
| SDY  | 1        | Sandy Neck ORV Trail and Gatehouse Relocation Construction | -                  | 800,000            | -                  | -                  | -                  | 800,000             |
| SDY  | 2        | Sandy Neck Parking Lot Relocation                          | -                  | -                  | 2,650,000          | -                  | -                  | 2,650,000           |
| <b>TOTAL MARINE &amp; ENVIRONMENTAL AFFAIRS SANDY NECK</b> |          |  | <b>\$-</b>         | <b>\$800,000</b>   | <b>\$2,650,000</b> | <b>\$-</b>         | <b>\$-</b>         | <b>\$3,450,000</b>  |
| HYCC   | 1        | Hyannis Youth & Community Center Facility Mechanical Impr. | 1,770,000          | 1,576,400          | -                  | 802,000            | -                  | 4,148,400           |
| <b>TOTAL COMMUNITY SERVICES HYCC</b>                       |          |  | <b>\$1,770,000</b> | <b>\$1,576,400</b> | <b>\$-</b>         | <b>\$802,000</b>   | <b>\$-</b>         | <b>\$4,148,400</b>  |
| ISD  | 1        | Replace Measurement Compliance Unit (F-350 or equivalent)  | 80,000             | -                  | -                  | -                  | -                  | 80,000              |
| <b>TOTAL INSPECTIONAL SERVICES DEPARTMENT</b>              |          |  | <b>\$80,000</b>    | <b>\$-</b>         | <b>\$-</b>         | <b>\$-</b>         | <b>\$-</b>         | <b>\$80,000</b>     |
| BPD  | 1        | Barnstable Police Department Improvements                  | 1,167,321          | -                  | 1,586,827          | -                  | 1,200,397          | 3,954,545           |
| <b>TOTAL POLICE DEPARTMENT</b>                             |          |  | <b>\$1,167,321</b> | <b>\$-</b>         | <b>\$1,586,827</b> | <b>\$-</b>         | <b>\$1,200,397</b> | <b>\$3,954,545</b>  |
| MEA  | 1        | Marine & Environmental Affair Interior Improvements        | 289,604            | -                  | -                  | -                  | -                  | 289,604             |
| MEA  | 2        | Cotuit Town Dock Design & Permitting                       | -                  | 70,000             | TBD                | -                  | -                  | 70,000              |
| MEA  | 3        | Long Pond Fishway Design and Permitting                    | 50,000             | 150,000            | -                  | -                  | -                  | 200,000             |
| MEA  | 4        | McCarthy's Landing Dinghy Dock Design and Permitting       | 65,000             | TBD                | -                  | -                  | -                  | 65,000              |
| MEA  | 13       | Mill Pond Fishway Design, Permitting, and Construction     | 120,000            | 600,000            | -                  | -                  | -                  | 720,000             |
| MEA  | 14       | Town Wide Bulkhead Assessments                             | 150,000            | 150,000            | -                  | -                  | -                  | 300,000             |
| MEA  | 18       | Scudder's Lane Boat Ramp                                   | -                  | 650,000            | -                  | -                  | -                  | 650,000             |
| <b>TOTAL MARINE &amp; ENVIRONMENTAL AFFAIRS DEPARTMENT</b> |          |  | <b>\$674,604</b>   | <b>\$1,620,000</b> | <b>\$-</b>         | <b>\$-</b>         | <b>\$-</b>         | <b>\$2,294,604</b>  |
| CSD  | 1        | Centerville Recreation Playground & Site Improvements      | 827,376            | 300,315            | -                  | -                  | -                  | 1,127,691           |
| CSD  | 2        | Adult Community Center Master Plan Development             | -                  | -                  | 120,000            | TBD                | -                  | 120,000             |
| CSD  | 3        | Skate Park Replacement Project                             | -                  | -                  | 1,050,096          | -                  | -                  | 1,050,096           |
| CSD  | 5        | Beach Parking Lot Rehabilitation - Keyes Memorial Beach    | 290,000            | -                  | -                  | -                  | -                  | 290,000             |
| CSD  | 6        | Marstons Mills Playground & Parking Project                | -                  | -                  | 128,843            | 1,181,057          | -                  | 1,309,900           |
| CSD  | 7        | Salt Water Beach House Improvements                        | -                  | 215,000            | 1,425,289          | -                  | 1,627,295          | 3,267,584           |
| CSD  | 8        | Kennedy Memorial Renovation Construction                   | -                  | -                  | -                  | -                  | 1,961,935          | 1,961,935           |
| CSD  | 15       | Hathaway's Pond Bathhouse and Site Improvements            | 450,000            | 2,555,000          | -                  | -                  | -                  | 3,005,000           |
| <b>TOTAL COMMUNITY SERVICES DEPARTMENT</b>                 |          |  | <b>\$1,567,376</b> | <b>\$3,070,315</b> | <b>\$2,724,228</b> | <b>\$1,181,057</b> | <b>\$3,589,230</b> | <b>\$12,132,206</b> |

Five-Year Capital Improvement Plan for General Fund (Continued)

| LISTING OF CAPITAL IMPROVEMENT PROJECTS: GENERAL FUND |          |   | FIVE YEAR COSTS     |                     |                      |                     |                     | PROJECT              |
|---|----------|---|---------------------|---------------------|----------------------|---------------------|---------------------|----------------------|
| DEPT  | PRIORITY | PROJECT TITLE   | FY 2023             | FY 2024             | FY 2025              | FY 2026             | FY 2027             | TOTALS               |
| DPW   | 1        | Public Roads Maintenance  | 3,750,000           | 3,850,000           | 3,950,000            | 4,050,000           | 4,150,000           | 19,750,000           |
| DPW   | 2        | Emergency Generator Implementation Plan                               | 431,313             | 896,781             | 384,907              | -                   | -                   | 1,713,001            |
| DPW   | 3        | Town Hall Mechanical Improvements                                     | 2,025,852           | 1,464,742           | -                    | -                   | -                   | 3,490,594            |
| DPW   | 4        | School Administration Building Mechanical Cooling Upgrades            | 1,906,100           | 955,064             | -                    | -                   | -                   | 2,861,164            |
| DPW   | 5        | Monitoring and Management Plan Report - Freshwater Ponds              | 136,400             | 260,000             | 135,000              | 380,000             | 180,000             | 1,091,400            |
| DPW   | 6        | Ponds Solution Permitting and Implementation                          | -                   | 150,000             | 150,000              | 150,000             | 150,000             | 600,000              |
| DPW   | 7        | Stormwater Improvements at Ponds                                      | 350,000             | 300,000             | 300,000              | 300,000             | 300,000             | 1,550,000            |
| DPW   | 10       | Ocean Street Sidewalks and Kalmus Beach Entrance Project Construction | 2,950,000           | -                   | -                    | -                   | -                   | 2,950,000            |
| DPW   | 14       | DPW Offices Expansion Design  | 283,989             | 2,438,881           | -                    | -                   | -                   | 2,722,870            |
| DPW   | 20       | Old Town Hall - JFK Museum Improvements                               | -                   | 817,935             | 860,301              | 126,124             | -                   | 1,804,360            |
| DPW   | 31       | Equipment Storage Buildings   | -                   | 341,781             | 2,385,479            | -                   | -                   | 2,727,260            |
| DPW   | 42       | 50 Pearl Street Facility Management Plan Implementation               | -                   | -                   | 245,224              | 126,741             | -                   | 371,965              |
| DPW   | 54       | Snows Creek Culvert   | 1,400,000           | -                   | -                    | -                   | -                   | 1,400,000            |
| DPW   | 56       | Cape Cod Airfield Fuel Tank   | 231,000             | -                   | -                    | -                   | -                   | 231,000              |
| <b>TOTAL PUBLIC WORKS DEPARTMENT</b>                  |          |   | <b>\$13,464,654</b> | <b>\$11,475,184</b> | <b>\$8,410,911</b>   | <b>\$5,132,865</b>  | <b>\$4,780,000</b>  | <b>\$43,263,614</b>  |
| SCH   | 1        | Barnstable High School/Intermediate Roof Top Unit Ventilator          | 4,156,984           | 4,000,000           | 4,000,000            | 4,000,000           | 4,000,000           | 20,156,984           |
| SCH   | 2        | District Wide Door and Window Replacement                             | 1,000,000           | 1,000,000           | -                    | -                   | -                   | 2,000,000            |
| SCH   | 3        | BWB/BCIS/Centerville Emergency Generators                             | 650,000             | 650,000             | -                    | -                   | -                   | 1,300,000            |
| SCH   | 4        | Barnstable High School Tennis Court Replacement                       | 1,622,000           | -                   | -                    | -                   | -                   | 1,622,000            |
| SCH   | 5        | Transportation / Facilities Fuel Pump & Vehicle Lift Replacement      | 60,000              | -                   | -                    | -                   | -                   | 60,000               |
| SCH   | 6        | BPS Campus Wide Paving and Sidewalk Repair                            | 350,000             | -                   | -                    | -                   | -                   | 350,000              |
| SCH   | 7        | Campus Wide Mechanical Upgrades                                       | 250,000             | -                   | -                    | -                   | -                   | 250,000              |
| SCH   | 8        | Flooring Replacement and Upgrades                                     | 100,000             | -                   | -                    | -                   | -                   | 100,000              |
| SCH   | 9        | Electric Utility Transformer Upgrade                                  | 300,000             | -                   | -                    | -                   | -                   | 300,000              |
| SCH   | 10       | Barnstable High School Sports Fields Upgrades: Phases 2 and 3         | -                   | -                   | 2,000,000            | 2,000,000           | -                   | 4,000,000            |
| <b>TOTAL SCHOOL DEPARTMENT</b>                        |          |   | <b>\$8,488,984</b>  | <b>\$5,650,000</b>  | <b>\$6,000,000</b>   | <b>\$6,000,000</b>  | <b>\$4,000,000</b>  | <b>\$30,138,984</b>  |
| <b>TOTAL GENERAL FUND PROJECT COSTS</b>               |          |   | <b>\$27,212,939</b> | <b>\$31,241,899</b> | <b>\$21,371,966</b>  | <b>\$13,115,922</b> | <b>\$13,569,627</b> | <b>\$106,512,353</b> |
| <b>TOTAL CAPITAL IMPROVEMENTS PROGRAM COST</b>        |          |   | <b>\$54,152,286</b> | <b>\$72,515,899</b> | <b>\$154,023,966</b> | <b>\$86,830,922</b> | <b>\$93,847,627</b> | <b>\$461,370,700</b> |

## **Sewer Construction & Private Way Maintenance and Improvement Fund Cash Flow Analysis**

Chapter 355 of the Acts of 2014 enacted by the General Court allows the Town of Barnstable to establish a Special Revenue Fund that may be used for planning, designing, and construction of sewers and other means of comprehensive wastewater management and maintenance and improvement of qualifying private ways.

Dedicated revenue sources for this fund include one-hundred (100%) of the local meals excise tax and one-third (33%) of the local rooms excise tax on traditional lodging. In addition, any or sewer assessments or road betterments to property abutters on sewer construction and private way improvements will be credited to this fund if the fund is used to finance the improvements.

Finally, the room occupancy tax now applies to short-term rentals and this revenue has been dedicated for the comprehensive management of water and wastewater, which includes the Comprehensive Wastewater Management Plan.

### **Major Assumptions Used In Table A:**

- Rooms and meals tax revenue will grow 2.5% per year;
- Earnings on investments will average 0.5%;
- A General Fund subsidy will be provided to fund the Comprehensive Wastewater Management Plan that grows to \$3,750,000 by FY 2027;
- Sewer assessments of \$10,000 will be applied to new sewer customers;
- Sewer assessments will be amortized over 30 years;
- Sewer assessments will begin to be collected one year after the project's completion;
- New sewer customers will be phased in over a 10 year period once project is complete;
- Interest rate on sewer assessments (4%) will be 2% higher than the Town's borrowing rate (2%);
- A portion of the user rate revenue collected from new customers will be directed towards the debt service for the new infrastructure;
- Project costs for FY 2023 to FY 2027 are included in the projection and are estimated to inflate by 5% per year;
- Preliminary design costs will be financed with cash reserves;
- Principal subsidies on project costs are 10%;
- Loan amortization on bond issues will be 5 years for final design and 30 years for construction;
- The average interest rate on the bonds are estimated to be 2%;
- The bonds will be issued at a time so that the first loan payments will not be made until the following year, for example, the first payment on the FY 2022 bond issue will be in FY 2023;
- The Federal government will not make any changes and the tax advantages of municipal bonds will remain intact; and
- No other major changes will take place in the municipal bond market;
- Project management staff will increase over time as more infrastructure projects are implemented;

**TABLE A – Estimated Comprehensive Wastewater Management Plan Cash Flow Five-Year Plan**

| <b>COMPREHENSIVE WASTEWATER MANAGEMENT PLAN</b> |                  |                  |                  |                  |                   |                   |                   |                   |                   |                   |
|---|------------------|------------------|------------------|------------------|-------------------|-------------------|-------------------|-------------------|-------------------|-------------------|
| <b>PROGRAM CASHFLOW PROJECTION</b>              |                  |                  |                  |                  |                   |                   |                   |                   |                   |                   |
|   | Fiscal Year      |                  |                  |                  |                   |                   |                   |                   |                   |                   |
|   | 2022             | 2023             | 2024             | 2025             | 2026              | 2027              | 2028              | 2029              | 2030              | 2031              |
| Beginning Unreserved Fund Balance               | \$ 16,944,518    | \$ 18,147,802    | \$ 17,007,473    | \$ 17,369,924    | \$ 15,713,720     | \$ 10,628,927     | \$ 4,534,754      | \$ (4,238,996)    | \$ (12,779,228)   | \$ (20,614,698)   |
| <b>Resources:</b>                               |                  |                  |                  |                  |                   |                   |                   |                   |                   |                   |
| Rooms Tax on Traditional Lodging                | 1,000,000        | 1,025,000        | 1,050,625        | 1,076,891        | 1,103,813         | 1,131,408         | 1,159,693         | 1,188,686         | 1,218,403         | 1,248,863         |
| Local Meals Tax                                 | 1,500,000        | 1,537,500        | 1,575,938        | 1,615,336        | 1,655,719         | 1,697,112         | 1,739,540         | 1,783,029         | 1,827,604         | 1,873,294         |
| Short-term Rental Tax                           | -                | 1,000,000        | 1,025,000        | 1,050,625        | 1,076,891         | 1,103,813         | 1,131,408         | 1,159,693         | 1,188,686         | 1,218,403         |
| Capital Trust Fund Contribution                 | -                | 750,000          | 1,500,000        | 2,250,000        | 3,000,000         | 3,750,000         | 3,750,000         | 3,750,000         | 3,750,000         | 3,750,000         |
| Earnings on Investments                         | 84,723           | 90,739           | 85,037           | 86,850           | 78,569            | 53,145            | 22,674            | -                 | -                 | -                 |
| Existing Sewer Assessments                      | 88,335           | 85,917           | 77,803           | 75,685           | 72,974            | 70,888            | 68,801            | 66,715            | 64,628            | 62,542            |
| New Sewer Assessments                           | -                | -                | -                | 132,489          | 183,146           | 183,146           | 378,540           | 533,295           | 1,107,785         | 1,353,279         |
| New User Charge Revenue                         | -                | -                | 9,988            | 30,987           | 50,874            | 77,948            | 118,022           | 196,425           | 298,539           | 469,432           |
| <b>Total Resources</b>                          | <b>2,673,057</b> | <b>4,489,156</b> | <b>5,324,390</b> | <b>6,318,862</b> | <b>7,221,986</b>  | <b>8,067,460</b>  | <b>8,368,678</b>  | <b>8,677,843</b>  | <b>9,455,645</b>  | <b>9,975,813</b>  |
| <b>Commitments:</b>                             |                  |                  |                  |                  |                   |                   |                   |                   |                   |                   |
| Total Project Management                        | 626,994          | 1,059,036        | 1,513,610        | 2,212,200        | 2,497,314         | 2,572,234         | 2,649,401         | 2,728,883         | 2,810,749         | 2,895,072         |
| Total Debt Service                              | 642,778          | 2,320,449        | 3,117,580        | 4,547,360        | 9,444,813         | 10,696,002        | 14,493,027        | 14,489,192        | 14,480,366        | 14,477,199        |
| Cash funded project expenses                    | 200,000          | 2,250,000        | 330,750          | 1,215,506        | 364,652           | 893,397           | -                 | -                 | -                 | -                 |
| <b>Total Commitments</b>                        | <b>1,469,772</b> | <b>5,629,485</b> | <b>4,961,940</b> | <b>7,975,066</b> | <b>12,306,779</b> | <b>14,161,633</b> | <b>17,142,428</b> | <b>17,218,075</b> | <b>17,291,115</b> | <b>17,372,271</b> |
| Increase (Decrease) in Fund Balance             | 1,203,285        | (1,140,329)      | 362,451          | (1,656,204)      | (5,084,793)       | (6,094,173)       | (8,773,750)       | (8,540,232)       | (7,835,470)       | (7,396,457)       |
| Ending Fund Balance                             | \$ 18,147,802    | \$ 17,007,473    | \$ 17,369,924    | \$ 15,713,720    | \$ 10,628,927     | \$ 4,534,754      | \$ (4,238,996)    | \$ (12,779,228)   | \$ (20,614,698)   | \$ (28,011,155)   |

This table illustrates that by FY 2028 the fund is projected to be in a deficit position so additional revenue sources need to be created to fully implement the schedule of planned sewer expansions in fiscal years 2023 through 2027. By fiscal year 2028, total annual debt service requirements exceed \$14 million per year. Decisions on additional funding sources will need to be made no later than fiscal year 2025 before the debt service on the planned sewer projects in this year begin to be paid back in fiscal year 2026.

## **Capital Trust Fund (CTF) Cash Flow Analysis**

The Capital Trust Fund (CTF) is used as a mechanism to finance the Town's General Fund Capital Improvement Program within the limitations of Proposition 2½. Annually, the Town transfers a sum of money from the General Fund into the CTF. The resources within the CTF are then used to make the annual loan payments on the bonds issued to finance the Town's capital program. The loan payments are part of the General Fund operating budget. The CTF operates essentially as a debt service fund. Some of the Town's capital appropriations are financed using the reserves within the CTF as opposed to bond issues. Annually, the Town reviews the projected cash flow of the CTF for the prospective 10-year period in order to measure the capacity level of the fund.

For the most part, this fund is not the funding source for Enterprise Fund capital improvements. Most Enterprise Funds pay one-hundred (100%) of their capital cost, which is recovered through their respective user fees. However, Enterprise Fund capital improvements may be funded from the CTF, which is a policy decision. The two current exceptions are the bond issues for the construction of the Hyannis Youth & Community Center (HYCC) and Barnstable Harbor Marina bulkhead replacement. Although, some future projects cost for other Enterprise Funds may be too large and that the impact to the user fees becomes unmanageable, and thus a General Fund subsidy would be needed. An example would be the Bismore Park Bulkhead Improvements project and Sandy Neck Parking Lot and Gatehouse Relocation project.

The FY 2023 General Fund Capital Improvement Plan includes a combination of "pay-as-you-go" or cash financing and new bond issues. The cash-financing portion of the program is funded from the Capital Trust Fund reserves and balances remaining in appropriations from completed projects. This "pay-as-you-go" financing approach saves the Town thousands of dollars in the form of bond issuance and interest cost. It also provides flexibility within the budget because with just a debt service program, the CTF can become saturated with loan payments and prohibit the approval of any new projects until the debt service from other projects expire. This would also reduce the Town's flexibility in its resource allocation as future cash flows are committed to fixed annual loan payments.

In the event of absolute necessity, the cash portion of the program could be converted to a debt program to allow for a larger capital program up front. For example, the Town could allocate \$1 million in cash per year for capital improvements over ten years or allocate \$10 million towards a bond issue in the first year. A \$10 million bond issue could incur \$1.6 million in interest cost amortized over a period of 10-years. The \$1.6 million in interest cost is the opportunity cost that could have been used for existing project needs, but this is all based on available reserves.

Furthermore, the cash program portion, if reduced or eliminated, could decrease the annual contribution from the General Fund to the CTF, if the need for funding General Fund operations is determined to be greater than the need for capital expenditures. Countless scenarios can be created to allocate the annual cash flow of the CTF between cash and borrowing programs.

The annual contribution to the CTF has grown from \$7.4 to \$12 million over the last ten years. This amount is projected to increase by more than \$750,000 per year for the next five years in order to allocate more funds to the capital program. Even as more funds are allocated to the capital program, the Town's capital needs require a higher contribution level. Opportunities to increase this contribution are examined every year.

Table A below illustrates the CTF cash flow for the next ten years incorporating all existing loan payments and the FY 2023 proposed Capital Improvement Plan (CIP). Table B illustrates the CIP Five-Year Plan within the CTF over the next ten years.

### **Major Assumptions Used In Table A:**

- Investment earnings will average 1.1% per year;
- The base transfer from the General Fund will increase 2.5% per year;
- Transfer In \$750,000 of New Property Growth
- Loan amortization on the FY2023: Total Bond Issues \$19 million
  - \$ 0 over 5-years;
  - \$ 450,000 over 10-years;
  - \$ 4.4 million over 15-years; and
  - \$ 14.4 million over 20-years.
- The net interest cost on the bonds are estimated to average 3%;
- The FY2023 bonds will be issued at a time so that the first loan payments will not be made until FY2024;
- There are no estimated savings from bond refinancing included in the projection;
- The Federal government will not make any changes and the tax advantages of municipal bonds will remain intact;
- No other major changes will take place in the municipal bond market; and
- The cash funded portion of the capital program will average total \$4 million per year.

### **Major Assumptions Used In Table B:**

In addition to all of the assumptions in Table A, additional bond issues for the next four years are included for the FY2024 through FY2027 capital programs with the following amortization amounts:

FY2024: Total Bond Issue \$ 25.1 million

- \$ 1.1million annually over 5-years;
- \$ 3.1 million annually over 10-years;
- \$ 3.3 million annually over 15-years; and
- \$ 17.6 million annually over 20-years;

FY2025: Total Bond Issue \$ 16.3 million

- \$ 385,000 annually over 5-years;
- \$ 0 annually over 10-years;
- \$ 3.3 million annually over 15-years; and
- \$ 12.6 million annually over 20-years;

FY2026: Total Bond Issue \$ 7.9 million

- \$ 0 annually over 5-years
- \$ 802,000 annually over 10-years;
- \$ 1.2 million annually over 15-years; and
- \$ 6.0 million annually over 20-years;

FY2027: Total Bond Issue \$ 8.8 million

- \$ 0 annually over 5-years
- \$ 0 annually over 10-years;
- \$ 2.8 million annually over 15-years; and
- \$ 6.0 million annually over 20-years;

**TABLE A – Estimated Capital Trust Fund Cash Flow FY2023 – FY2032**

|                     |   | ESTIMATED CAPITAL TRUST FUND CASH FLOW |                      |                      |                      |                      |                      |                      |                      |                      |                      |
|---------------------|---|--|----------------------|----------------------|----------------------|----------------------|----------------------|----------------------|----------------------|----------------------|----------------------|
|                     |   | FY2023                                 | FY2024               | FY2025               | FY2026               | FY2027               | FY2028               | FY2029               | FY2030               | FY2031               | FY2032               |
| <b>1</b>            | <b>Beginning Trust Fund Balance</b>                     | <b>\$ 16,143,987</b>                   | <b>\$ 15,338,364</b> | <b>\$ 13,753,467</b> | <b>\$ 13,405,010</b> | <b>\$ 13,629,990</b> | <b>\$ 14,836,659</b> | <b>\$ 17,345,674</b> | <b>\$ 20,809,159</b> | <b>\$ 24,830,300</b> | <b>\$ 29,554,617</b> |
| <b>Resources:</b>   |   |  |                      |                      |                      |                      |                      |                      |                      |                      |                      |
| <b>2</b>            | Investment Earnings                                     | 177,584                                | 168,722              | 151,288              | 147,455              | 149,930              | 163,203              | 190,802              | 228,901              | 273,133              | 325,101              |
| <b>3</b>            | Transfer From General Fund                              | 12,068,968                             | 13,120,692           | 14,198,709           | 15,303,677           | 16,436,269           | 16,847,176           | 17,268,355           | 17,700,064           | 18,142,566           | 18,596,130           |
| <b>4</b>            | General Fund Reserves                                   | 4,187,306                              | -                    | -                    | -                    | -                    | -                    | -                    | -                    | -                    | -                    |
| <b>5</b>            | <b>Total Current Year Resources</b>                     | <b>16,433,858</b>                      | <b>13,289,414</b>    | <b>14,349,997</b>    | <b>15,451,132</b>    | <b>16,586,199</b>    | <b>17,010,379</b>    | <b>17,459,157</b>    | <b>17,928,965</b>    | <b>18,415,699</b>    | <b>18,921,231</b>    |
| <b>6</b>            | <b>Total Available Resources</b>                        | <b>32,577,845</b>                      | <b>28,627,778</b>    | <b>28,103,464</b>    | <b>28,856,142</b>    | <b>30,216,189</b>    | <b>31,847,038</b>    | <b>34,804,831</b>    | <b>38,738,124</b>    | <b>43,245,999</b>    | <b>48,475,848</b>    |
| <b>Commitments:</b> |   |  |                      |                      |                      |                      |                      |                      |                      |                      |                      |
| <b>7a</b>           | Existing Debt Service Payments Capital Fund             | (5,858,799)                            | (5,271,085)          | (4,352,210)          | (4,144,595)          | (3,551,670)          | (3,229,415)          | (3,008,815)          | (2,889,859)          | (2,671,459)          | (2,453,119)          |
| <b>7b</b>           | Existing Debt Service Payments Enterprise Funds         | (1,183,675)                            | (1,138,560)          | (1,096,195)          | (1,046,125)          | (1,007,045)          | (480,750)            | (158,325)            | (152,100)            | (116,725)            | (108,275)            |
| <b>8</b>            | Authorized Unissued Debt Prior Years CIP (\$14m)        | (1,509,701)                            | (1,476,870)          | (1,444,039)          | (1,411,208)          | (1,378,377)          | (1,280,546)          | (1,249,665)          | (1,218,784)          | (1,187,904)          | (1,157,023)          |
| <b>9</b>            | Estimated Debt Service on FY23 CIP (\$19m)              | (1,637,796)                            | (1,637,796)          | (1,606,010)          | (1,574,224)          | (1,542,438)          | (1,510,652)          | (1,478,867)          | (1,447,081)          | (1,415,295)          | (1,383,509)          |
| <b>10</b>           | Comprehensive Wastewater Management Plan (New Growth)   | (750,000)                              | (1,500,000)          | (2,250,000)          | (3,000,000)          | (3,750,000)          | (3,750,000)          | (3,750,000)          | (3,750,000)          | (3,750,000)          | (3,750,000)          |
| <b>11</b>           | Public Roads Program                                    | (3,750,000)                            | (3,850,000)          | (3,950,000)          | (4,050,000)          | (4,150,000)          | (4,250,000)          | (4,350,000)          | (4,450,000)          | (4,550,000)          | (4,650,000)          |
| <b>12</b>           | Other Cash Program                                      | (4,187,306)                            | -                    | -                    | -                    | -                    | -                    | -                    | -                    | -                    | -                    |
| <b>13</b>           | <b>Total Current Year Commitments</b>                   | <b>(17,239,481)</b>                    | <b>(14,874,311)</b>  | <b>(14,698,454)</b>  | <b>(15,226,152)</b>  | <b>(15,379,531)</b>  | <b>(14,501,364)</b>  | <b>(13,995,672)</b>  | <b>(13,907,824)</b>  | <b>(13,691,382)</b>  | <b>(13,501,926)</b>  |
| <b>14</b>           | <b>Increase (Decrease) in Trust Fund</b>                | <b>(805,623)</b>                       | <b>(1,584,897)</b>   | <b>(348,457)</b>     | <b>224,980</b>       | <b>1,206,668</b>     | <b>2,509,015</b>     | <b>3,463,485</b>     | <b>4,021,141</b>     | <b>4,724,317</b>     | <b>5,419,305</b>     |
| <b>15</b>           | <b>Ending Trust Fund Balance</b>                        | <b>\$ 15,338,364</b>                   | <b>\$ 13,753,467</b> | <b>\$ 13,405,010</b> | <b>\$ 13,629,990</b> | <b>\$ 14,836,659</b> | <b>\$ 17,345,674</b> | <b>\$ 20,809,159</b> | <b>\$ 24,830,300</b> | <b>\$ 29,554,617</b> | <b>\$ 34,973,922</b> |
| <b>16</b>           | Commitments as a % of Available Resources (max = 80%)   | 53%                                    | 52%                  | 52%                  | 53%                  | 51%                  | 46%                  | 40%                  | 36%                  | 32%                  | 28%                  |
| <b>17</b>           | Amount of available trust fund resources CY (max = 80%) | 8,822,795                              | 8,027,912            | 7,784,317            | 7,858,762            | 8,793,421            | 10,976,266           | 13,848,193           | 17,082,675           | 20,905,417           | 25,278,753           |

This table illustrates the Capital Trust Fund’s (CTF) cash flow incorporating all existing loan payments on previously authorized projects and the recommended projects for FY 2023. Cash funded projects in FY 2023 total \$8.6 million and bond funded projects total \$19.2 million. The bonds will be issued in FY 2023 and the first estimated loan payment of \$1.6 million is anticipated to be made in FY 2024 as illustrated above on line 9. Line 7a & 7b in the table above includes all existing loan payments. Line 10 is a placeholder for the Comprehensive Wastewater Management Plan, which \$750,000 is from new property tax growth that has been added in line 3. Lines 11 and 12 include estimates on future cash appropriations for capital to be financed from the General Fund and Capital Trust Fund reserves. One-time additional resources to be added to the fund are included on lines 2 through 4. The percentage of the trust fund’s current year resources that are committed in any year are less than the Administrative Code limit of 80% (line 16) indicating that the fund has the capacity to absorb more debt financed projects in future years.

**TABLE B – Estimated Capital Trust Fund Capacity Five-Year Plan**

|                     |   | ESTIMATED CAPITAL TRUST FUND CASH FLOW ANALYSIS |                      |                      |                     |                     |                     |                     |                       |                       |                       |
|---------------------|---|---|----------------------|----------------------|---------------------|---------------------|---------------------|---------------------|-----------------------|-----------------------|-----------------------|
|                     |   | FY2023  | FY2024               | FY2025               | FY2026              | FY2027              | FY2028              | FY2029              | FY2030                | FY2031                | FY2032                |
| <b>1</b>            | <b>Beginning Trust Fund Balance</b>                     | \$ 16,143,987                                   | \$ 15,338,364        | \$ 13,753,467        | \$ 11,021,750       | \$ 7,465,394        | \$ 4,227,521        | \$ 1,433,392        | \$ (209,418)          | \$ (1,417,014)        | \$ (1,941,141)        |
| <b>Resources:</b>   |   |   |                      |                      |                     |                     |                     |                     |                       |                       |                       |
| <b>2</b>            | Investment Earnings                                     | 177,584   | 168,722              | 151,288              | 121,239             | 82,119              | 46,503              | 15,767              | -                     | -                     | -                     |
| <b>3</b>            | Transfer From General Fund                              | 12,068,968                                      | 13,120,692           | 14,198,709           | 15,303,677          | 16,436,269          | 16,847,176          | 17,268,355          | 17,700,064            | 18,142,566            | 18,596,130            |
| <b>4</b>            | General Fund Reserves                                   | 4,187,306                                       | 2,286,781            | 1,079,067            | 1,082,865           | 630,000             | -                   | -                   | -                     | -                     | -                     |
| <b>5</b>            | Total Current Year Resources                            | 16,433,858                                      | 15,576,195           | 15,429,064           | 16,507,781          | 17,148,388          | 16,893,679          | 17,284,122          | 17,700,064            | 18,142,566            | 18,596,130            |
| <b>6</b>            | <b>Total Available Resources</b>                        | <b>32,577,845</b>                               | <b>30,914,559</b>    | <b>29,182,531</b>    | <b>27,529,531</b>   | <b>24,613,783</b>   | <b>21,121,200</b>   | <b>18,717,514</b>   | <b>17,490,646</b>     | <b>16,725,552</b>     | <b>16,654,989</b>     |
| <b>Commitments:</b> |   |   |                      |                      |                     |                     |                     |                     |                       |                       |                       |
| <b>7a</b>           | Existing Debt Service Payments Capital Fund             | (5,858,799)                                     | (5,271,085)          | (4,352,210)          | (4,144,595)         | (3,551,670)         | (3,229,415)         | (3,008,815)         | (2,889,859)           | (2,671,459)           | (2,453,119)           |
| <b>7b</b>           | Existing Debt Service Payments Enterprise Funds         | (1,183,675)                                     | (1,138,560)          | (1,096,195)          | (1,046,125)         | (1,007,045)         | (480,750)           | (158,325)           | (152,100)             | (116,725)             | (108,275)             |
| <b>8</b>            | Authorized Unissued Debt Prior Years CIP (\$14m)        | (1,509,701)                                     | (1,476,870)          | (1,444,039)          | (1,411,208)         | (1,378,377)         | (1,280,546)         | (1,249,665)         | (1,218,784)           | (1,187,904)           | (1,157,023)           |
| <b>9a</b>           | Estimated Debt Service on FY23 CIP (\$20m)              |   | (1,637,796)          | (1,606,010)          | (1,574,224)         | (1,542,438)         | (1,510,652)         | (1,478,867)         | (1,447,081)           | (1,415,295)           | (1,383,509)           |
| <b>9b</b>           | Estimated Debt Service on FY24 CIP (\$25.1m)            |   |                      | (2,383,260)          | (2,334,357)         | (2,285,454)         | (2,236,551)         | (2,187,647)         | (1,918,681)           | (1,876,380)           | (1,834,079)           |
| <b>9c</b>           | Estimated Debt Service on FY25 CIP (\$16.3m)            |   |                      |                      | (1,420,763)         | (1,392,848)         | (1,364,934)         | (1,337,020)         | (1,309,106)           | (1,204,210)           | (1,178,605)           |
| <b>9d</b>           | Estimated Debt Service on FY26 CIP (\$7.9m)             |   |                      |                      |                     | (698,429)           | (684,661)           | (670,893)           | (657,125)             | (643,356)             | (629,588)             |
| <b>9e</b>           | Estimated Debt Service on FY27 CIP (\$8.8m)             |   |                      |                      |                     |                     | (750,298)           | (735,700)           | (721,102)             | (706,504)             | (691,905)             |
| <b>10</b>           | Comprehensive Wastewater Management Plan (New Growth)   | (750,000)                                       | (1,500,000)          | (2,250,000)          | (3,000,000)         | (3,750,000)         | (3,750,000)         | (3,750,000)         | (3,750,000)           | (3,750,000)           | (3,750,000)           |
| <b>11</b>           | Public Roads Program                                    | (3,750,000)                                     | (3,850,000)          | (3,950,000)          | (4,050,000)         | (4,150,000)         | (4,250,000)         | (4,350,000)         | (4,450,000)           | (4,550,000)           | (4,650,000)           |
| <b>12</b>           | Other Cash Program                                      | (4,187,306)                                     | (2,286,781)          | (1,079,067)          | (1,082,865)         | (630,000)           | (150,000)           | -                   | -                     | -                     | -                     |
| <b>13</b>           | Total Current Year Commitments                          | (17,239,481)                                    | (17,161,092)         | (18,160,781)         | (20,064,137)        | (20,386,262)        | (19,687,808)        | (18,926,932)        | (18,907,660)          | (18,666,693)          | (18,370,302)          |
| <b>14</b>           | Increase (Decrease) in Trust Fund                       | (805,623)                                       | (1,584,897)          | (2,731,717)          | (3,556,356)         | (3,237,873)         | (2,794,129)         | (1,642,810)         | (1,207,596)           | (524,127)             | 225,828               |
| <b>15</b>           | <b>Ending Trust Fund Balance</b>                        | <b>\$ 15,338,364</b>                            | <b>\$ 13,753,467</b> | <b>\$ 11,021,750</b> | <b>\$ 7,465,394</b> | <b>\$ 4,227,521</b> | <b>\$ 1,433,392</b> | <b>\$ (209,418)</b> | <b>\$ (1,417,014)</b> | <b>\$ (1,941,141)</b> | <b>\$ (1,715,313)</b> |
| <b>16</b>           | Commitments as a % of Available Resources (max = 80%)   | 53%   | 56%                  | 62%                  | 73%                 | 83%                 | 93%                 | 101%                | 108%                  | 112%                  | 110%                  |
| <b>17</b>           | Amount of available trust fund resources CY (max = 80%) | 8,822,795                                       | 7,570,555            | 5,185,244            | 1,959,488           | (695,236)           | (2,790,848)         | (3,952,921)         | (4,915,143)           | (5,286,252)           | (5,046,311)           |

Including the proposed FY 2023 capital program, it is estimated the Capital Trust Fund would have to absorb approximately \$158 million in projects over the next 10-years. Based on the Capital Trust Fund available resources, it exceeds the maximum allowable commitment of 80% as shown on line 16. Cash financed capital is estimated at \$74 million and bond financed capital is estimated at \$84 million through FY 2027. This also includes the General Fund contributing an additional \$9.2 million in one-time use of reserves on selected projects over the five-year period. The estimated annual loan payments on the bonds are illustrated on lines 9a through 9e.



**THIS PAGE INTENTIONALLY LEFT BLANK**

## **DEBT POSITION ANALYSIS**

### **A. Type And Purpose Of Debt**

The Town sells bonds to finance major capital improvements that require large cash outlays. General Obligation Bonds (G.O.B) have been sold to fund capital improvements managed by various municipal operations such as schools, public works, marine, recreation, conservation, and the Town's Enterprise Fund operations. General Obligation Bonds are supported by the full faith and credit of the Town and is repaid from property taxes collected from both current and future property owners throughout the term of the debt, except for the bonds issued to fund most capital improvements for Enterprise Fund operations. Although property taxes are pledged as collateral for Enterprise Funds, most of the GOB's are repaid with revenue generated by the Enterprise Funds and not property taxes. This arrangement provides for a more favorable borrowing rate on Enterprise Fund debt. Alternatively, Enterprise Funds would have to issue what are referred to as "Revenue Bonds", which would typically carry much higher interest rates because the collateral is Enterprise Fund revenue as opposed to property taxes.

Properly structured municipal debt is tax exempt. This feature is attractive to many investors who, in turn, require less interest than they would from non-tax-exempt investments. Typical rates for municipal bonds over the past several years have been in the 1.5% to 3% range. Rates have remained low as the economy is making municipal bonds more attractive for highly rated communities. When netted out against inflation, municipal borrowing costs, especially for strong credit worthy Towns such as Barnstable is desirable.

The Town operates several Enterprise Funds that includes an airport, two golf courses, wastewater treatment facility, solid waste transfer station, water supply operations, four marinas, Sandy Neck Beach Park, the Hyannis Youth & Community Center, and the Public, Educational and Government Access channels. These funds are expected to repay their debt from the revenues they generate unless it is determined that a General Fund contribution is necessary to provide for some fee mitigation. In addition, the Town has borrowed on behalf of the Community Preservation Fund (CPF), which was created by general legislation to enable towns in the Commonwealth to acquire open space and to finance recreation, community housing, and historic preservation projects. The CPF, a special revenue fund, is funded with 3% surtax on each real estate tax bill. The Commonwealth provides a partial matching program for the surtax billed from a state trust account, which is funded by real estate transfer taxes. The matching program is expected to decline as more communities adopt the CPF.

### **B. Current Debt Position**

As of June 30, 2021, the Town of Barnstable had total bonded debt outstanding of \$113.6 million. The town's long-term debt increased by \$11.7 million during FY 2021. The Town issued \$27.8 million of long-term debt, of which \$9.6 million was for governmental activities and \$18.2 million was for business-type activities. The Town refunded \$4.7 million of long-term debt. A total of \$11.6 million in long-term debt principal was retired.

#### **Projected Debt Payments by Project and Fund**

The following four tables set forth the projected General Obligation Bond (G.O.B.) payments by issue for both the Town's governmental funds and the enterprise funds. There are also several low-cost financing loans through the Massachusetts Clean Water Trust (MCWT) for sewer construction and water system improvements.

**Bonds Payable Schedule – Governmental Funds (Excludes Enterprise Fund Debt)**

|   | <b>Maturities<br/>Through</b> | <b>Original<br/>Loan<br/>Amount</b> | <b>Interest<br/>Rate<br/>(%)</b> | <b>Outstanding<br/>at June 30,<br/>2021</b> |
|---|-------------------------------|-------------------------------------|----------------------------------|---|
| <b>General Obligation Bonds Payable:</b>                      |                               |                                     |                                  |   |
| Municipal Purpose Refunding of 2012                           | 2023                          | \$10,037,900                        | 2.00 - 4.00                      | \$1,618,500                                 |
| Municipal Purpose Bonds of 2014                               | 2024                          | 6,248,000                           | 2.00 - 3.00                      | 1,515,000                                   |
| Municipal Purpose Refunding of 2015                           | 2027                          | 5,265,500                           | 2.00 - 4.50                      | 2,321,000                                   |
| Municipal Purpose Bonds of 2015                               | 2035                          | 3,089,000                           | 2.00 - 4.50                      | 2,070,000                                   |
| Municipal Purpose Bonds of 2016                               | 2036                          | 12,113,000                          | 2.00 - 4.00                      | 8,370,000                                   |
| Municipal Purpose Refunding of 2016                           | 2028                          | 1,674,000                           | 2.00 - 4.00                      | 763,000                                     |
| Municipal Purpose Bonds of 2017                               | 2037                          | 5,105,700                           | 3.00 - 4.00                      | 3,365,000                                   |
| Municipal Purpose Bonds of 2018                               | 2038                          | 6,840,000                           | 3.00 - 5.00                      | 6,380,000                                   |
| Municipal Purpose Bonds of 2019                               | 2039                          | 8,266,800                           | 3.00 - 5.00                      | 6,970,000                                   |
| Municipal Purpose Bonds of 2020                               | 2040                          | 8,049,100                           | 2.00 - 5.00                      | 7,510,000                                   |
| Municipal Purpose Refunding of 2021                           | 2031                          | 2,529,450                           | 4.00 - 5.00                      | 2,529,450                                   |
| Municipal Purpose Bonds of 2021                               | 2041                          | 4,315,100                           | 2.00 - 5.00                      | 4,315,100                                   |
| <b>Subtotal Governmental General Obligation Bonds Payable</b> |                               |                                     |                                  | <b>\$47,727,050</b>                         |
| <b>Direct Borrowings Payable:</b>                             |                               |                                     |                                  |   |
| MCWT Title V Bond of 2002                                     | 2023                          | 200,000                             | 3.00 – 5.25                      | 20,408                                      |
| MCWT Title V Bonds of 2006                                    | 2026                          | 400,000                             | 0.00                             | 100,000                                     |
| MCWT Title V Bond of 2007                                     | 2027                          | 200,000                             | 0.00                             | 60,000                                      |
| <b>Subtotal Governmental Direct Borrowings Payable</b>        |                               |                                     |                                  | <b>\$180,408</b>                            |
| <b>Special Assessment Bonds Payable:</b>                      |                               |                                     |                                  |   |
| Roadway Improvement Bonds of 2021                             | 2036                          | 2,745,000                           | 1.20 - 2.00                      | 2,745,000                                   |
| <b>Total Bonds Payable</b>                                    |                               |                                     |                                  | <b>\$50,562,458</b>                         |
| <b>Add: Unamortized premium on bonds</b>                      |                               |                                     |                                  | <b>\$3,203,334</b>                          |
| <b>Total Bonds Payable, net</b>                               |                               |                                     |                                  | <b>\$53,855,792</b>                         |

Debt service requirements for principal and interest for **Governmental Bonds Payable** in future fiscal years are as follows:

| Year | General Obligation Bonds Payable |             |             | Year         | Direct Borrowings Payable |                |                  |
|------|----------------------------------|-------------|-------------|--------------|---------------------------|----------------|------------------|
|      | Principal                        | Interest    | Total       |              | Principal                 | Interest       | Total            |
| 2022 | \$6,249,050                      | \$1,790,401 | \$8,039,451 | 2022         | \$40,204                  | \$765          | \$40,969         |
| 2023 | 5,481,000                        | 1,531,939   | 7,012,939   | 2023         | 40,204                    | 255            | 40,459           |
| 2024 | 4,394,000                        | 1,323,484   | 5,717,484   | 2024         | 30,000                    | 0              | 30,000           |
| 2025 | 3,640,500                        | 1,139,610   | 4,780,110   | 2025         | 30,000                    | 0              | 30,000           |
| 2026 | 3,316,500                        | 975,030     | 4,291,530   | 2026         | 30,000                    | 0              | 30,000           |
| 2027 | 2,842,000                        | 827,466     | 3,669,466   | 2027         | 10,000                    | 0              | 10,000           |
| 2028 | 2,631,000                        | 710,233     | 3,341,233   | <b>Total</b> | <b>\$180,408</b>          | <b>\$1,020</b> | <b>\$181,428</b> |
| 2029 | 2,516,500                        | 598,664     | 3,115,164   |              |                           |                |                  |
| 2030 | 2,493,000                        | 497,206     | 2,990,206   |              |                           |                |                  |
| 2031 | 2,248,500                        | 397,956     | 2,646,456   |              |                           |                |                  |
| 2032 | 2,100,000                        | 328,114     | 2,428,114   |              |                           |                |                  |
| 2033 | 2,045,000                        | 265,112     | 2,310,112   |              |                           |                |                  |

|              |                     |                     |                     |
|--------------|---------------------|---------------------|---------------------|
| 2034         | 1,970,000           | 205,820             | 2,175,820           |
| 2035         | 1,660,000           | 152,256             | 1,812,256           |
| 2036         | 1,395,000           | 107,994             | 1,502,994           |
| 2037         | 915,000             | 69,830              | 984,830             |
| 2038         | 790,000             | 44,684              | 834,684             |
| 2039         | 510,000             | 23,528              | 533,528             |
| 2040         | 380,000             | 11,170              | 391,170             |
| 2041         | 150,000             | 3,000               | 153,000             |
| <b>Total</b> | <b>\$47,727,050</b> | <b>\$11,003,497</b> | <b>\$58,730,547</b> |

On February 9, 2021, the Town issued \$2,745,000 in taxable bonds for private road betterments, which are due to mature in 2036. The Commonwealth approved Special Legislation to allow the Town to issue special assessment debt for the repair of private roads. The Town has assessed betterments to the property owners who abut the improved roadways. Betterment collections are used to pay the debt service associated with the special assessment debt. The Town is liable to pay the debt service costs regardless of whether the assessment payments are made by the property owners. The betterment is secured via the lien process and payment would be made upon transfer of the property if a balance were outstanding. As of June 30, 2021, there are no delinquent receivables.

**Bonds Payable Schedule – Enterprise Funds**

| <b>General Obligation Bonds Payable:</b>                               | <b>Maturities Through</b> | <b>Original Loan Amount</b> | <b>Interest Rate (%)</b> | <b>Outstanding at June 30, 2021</b> |
|--|---------------------------|-----------------------------|--------------------------|-------------------------------------|
| <b>Airport Enterprise Fund</b>   | <b>2039</b>               | <b>\$2,848,900</b>          | <b>2.00 - 5.00</b>       | <b>\$1,815,000</b>                  |
| Golf Course Enterprise Fund  | 2037                      | 3,313,200                   | 2.00 - 5.00              | 1,757,000                           |
| Add: unamortized premium   |                           |                             |                          | 61,483                              |
| <b>Total Golf Course Enterprise Fund Bonds Payable, net</b>            |                           |                             |                          | <b>\$1,818,483</b>                  |
| <b>Solid Waste Enterprise Fund</b>                                     | <b>2027</b>               | <b>526,400</b>              | <b>2.00 - 4.50</b>       | <b>\$210,500</b>                    |
| <b>Wastewater Enterprise Fund</b>                                      | <b>2041</b>               | <b>7,053,700</b>            | <b>2.00 - 5.00</b>       | <b>\$5,567,300</b>                  |
| Water Supply Enterprise Fund   | 2041                      | 15,655,700                  | 2.00 - 5.00              | 11,359,500                          |
| Add: unamortized premium   |                           |                             |                          | 319,000                             |
| <b>Total Water Supply Bonds Enterprise Fund Payable, net</b>           |                           |                             |                          | <b>\$11,678,500</b>                 |
| Marina Enterprise Fund   | 2037                      | 4,114,250                   | 2.00 - 4.00              | 1,620,750                           |
| Add: unamortized premium   |                           |                             |                          | 143,246                             |
| <b>Total Marina Enterprise Fund Bonds Payable, net</b>                 |                           |                             |                          | <b>\$1,763,996</b>                  |
| Sandy Neck Enterprise Fund   | 2031                      | 1,860,200                   | 2.00 - 4.125             | 595,200                             |
| Add: unamortized premium   |                           |                             |                          | 124,800                             |
| <b>Total Sandy Neck Enterprise Fund Bonds Payable, net</b>             |                           |                             |                          | <b>\$720,000</b>                    |
| Hyannis Youth and Community Center                                     | 2041                      | 9,702,000                   | 2.00 - 4.50              | 6,602,700                           |
| Add: unamortized premium   |                           |                             |                          | 398,462                             |
| <b>Total Hyannis Youth and Community Center Bonds Payable, net</b>     |                           |                             |                          | <b>\$7,001,162</b>                  |
| <b>Subtotal Enterprise Funds General Obligation Bonds Payable, net</b> |                           |                             |                          | <b>\$30,574,941</b>                 |

**Direct Borrowings Payable:**

|                     |      |            |             |            |
|---------------------|------|------------|-------------|------------|
| Wastewater - MCWT   | 2033 | 19,391,750 | 0.00 - 2.00 | 8,723,044  |
| Water Supply - MCWT | 2046 | 24,431,223 | 2.00        | 20,449,953 |

**Subtotal Enterprise Funds Direct Borrowings Payable****\$29,172,997****Total Bonds Payable, net****\$59,747,938**

Debt service requirements for principal and interest for **Enterprise Bonds Payable** in future fiscal years are as follows:

| General Obligation Bonds Payable |                     |                    |                     | Direct Borrowings Payable |                     |                    |                     |
|----------------------------------|---------------------|--------------------|---------------------|---------------------------|---------------------|--------------------|---------------------|
| Year                             | Principal           | Interest           | Total               | Year                      | Principal           | Interest           | Total               |
| 2022                             | \$3,225,950         | \$1,074,212        | \$4,300,162         | 2022                      | \$1,924,325         | \$439,555          | \$2,363,880         |
| 2023                             | 3,239,000           | 945,278            | 4,184,278           | 2023                      | 1,964,074           | 472,002            | 2,436,076           |
| 2024                             | 3,106,000           | 812,312            | 3,918,312           | 2024                      | 1,969,569           | 435,519            | 2,405,088           |
| 2025                             | 3,124,500           | 679,674            | 3,804,174           | 2025                      | 1,850,822           | 405,855            | 2,256,677           |
| 2026                             | 2,798,500           | 553,558            | 3,352,058           | 2026                      | 1,887,853           | 376,563            | 2,264,416           |
| 2027                             | 2,738,000           | 452,964            | 3,190,964           | 2027                      | 1,925,672           | 346,642            | 2,272,314           |
| 2028                             | 1,544,000           | 357,348            | 1,901,348           | 2028                      | 1,964,297           | 316,069            | 2,280,366           |
| 2029                             | 1,088,500           | 296,872            | 1,385,372           | 2029                      | 1,565,527           | 286,012            | 1,851,539           |
| 2030                             | 1,067,000           | 250,304            | 1,317,304           | 2030                      | 1,554,931           | 256,895            | 1,811,826           |
| 2031                             | 991,500             | 207,404            | 1,198,904           | 2031                      | 1,586,226           | 227,563            | 1,813,789           |
| 2032                             | 905,000             | 174,596            | 1,079,596           | 2032                      | 1,245,979           | 201,306            | 1,447,285           |
| 2033                             | 905,000             | 147,438            | 1,052,438           | 2033                      | 1,271,137           | 178,195            | 1,449,332           |
| 2034                             | 895,000             | 122,592            | 1,017,592           | 2034                      | 861,135             | 158,038            | 1,019,173           |
| 2035                             | 895,000             | 98,478             | 993,478             | 2035                      | 877,952             | 142,666            | 1,020,618           |
| 2036                             | 875,000             | 74,364             | 949,364             | 2036                      | 895,151             | 126,943            | 1,022,094           |
| 2037                             | 710,000             | 50,716             | 760,716             | 2037                      | 789,446             | 110,860            | 900,306             |
| 2038                             | 460,000             | 31,462             | 491,462             | 2038                      | 713,505             | 96,877             | 810,382             |
| 2039                             | 400,000             | 20,564             | 420,564             | 2039                      | 727,178             | 84,396             | 811,574             |
| 2040                             | 335,000             | 11,476             | 346,476             | 2040                      | 576,700             | 73,270             | 649,970             |
| 2041                             | 225,000             | 4,500              | 229,500             | 2041                      | 587,433             | 63,526             | 650,959             |
| <b>Totals</b>                    | <b>\$29,527,950</b> | <b>\$6,366,112</b> | <b>\$35,894,062</b> | 2042                      | 467,209             | 53,550             | 517,759             |
|                                  |                     |                    |                     | 2043                      | 475,247             | 43,338             | 518,585             |
|                                  |                     |                    |                     | 2044                      | 486,548             | 32,882             | 519,430             |
|                                  |                     |                    |                     | 2045                      | 498,118             | 22,178             | 520,296             |
|                                  |                     |                    |                     | 2046                      | 509,963             | 11,220             | 521,183             |
|                                  |                     |                    |                     | <b>Totals</b>             | <b>\$29,172,997</b> | <b>\$4,961,918</b> | <b>\$34,134,915</b> |

The Town has entered into several loan agreements with the Massachusetts Clean Water Trust (MCWT) for which the Town has recorded the total amount of debt outstanding. However, as of June 30, 2021, the Town has not incurred \$609,500 of the eligible construction costs related to the projects and as a result has not yet received the corresponding loan proceeds from MCWT. Accordingly, the Town has recorded \$609,500 as an intergovernmental receivable in its basic financial statements, as of June 30, 2021.

The Town is scheduled to be subsidized by the MCWT on a periodic basis for principal in the amount of \$148,109 and interest costs for \$24,325. The principal subsidies are guaranteed.

The Town is subject to various debt limits by statute and may issue additional general obligation debt under the normal debt limit. At June 30, 2021, the Town had the following authorized and unissued debt:

| <b>Purpose</b>                               | <b>Amount</b>        |
|--|----------------------|
| Sewer projects                               | \$49,242,2970        |
| Water projects                               | 1,935,985            |
| Airport projects                             | 35,150,550           |
| School improvements                          | 5,430,648            |
| Cotuit Bay entrance channel dredging project | 4,075,233            |
| Private road repairs                         | 165,736              |
| Clear vegetation and obstruction project     | 300,000              |
| Golf Course Improvements                     | 959,179              |
| Town Hall security improvements              | 1,908,596            |
| Police Facility                              | 1,146,464            |
| Bismore Park                                 | 375,000              |
| Patrol Vessel                                | 310,000              |
| HYCC Facility Improvements                   | 1,644,600            |
| Solid Handling Upgrades Construction         | 8,500,000            |
| Public Bridget Maintenance and Repairs       | 500,000              |
| Emergency Generator Implementation Plan      | 615,250              |
| <b>Totals</b>                                | <b>\$112,260,211</b> |

Much of the authorized and unissued debt for Airport projects will be rescinded in the future as they have received grants from the Federal Aviation Administration and Massachusetts Department of Transportation for their projects eliminating the need to borrow funds.

### **C. General Obligation Debt – Credit Ratings**

Several factors determine the amount of debt the Town can afford to maintain. These include the strength of the local economy, the wealth of the community, and the amount of debt sold by overlapping jurisdictions (Barnstable County Government, Cape Cod Regional Transit Authority, and Cape Cod Regional Technical High School), future capital needs, the local economy as well as the Town's financial position, administrative capabilities, and level of planning. These factors, as well as many others, influence the Town's bond rating - an evaluation of the Town's ability to repay debt as determined by the rating agencies. System improvements such as programmatic budgeting, an administrative code, policy planning based on a five-year forecast, and financial fund management have helped the Town's position.

In February 2021, the Town Treasurer conducted a \$2.789 million bond sale, which required a rating to be assigned to it prior to the sale. In their most recent bond rating analysis dated February 2021 Standard & Poor's (S&P) affirmed the 'AAA' rating on the Town's outstanding debt with a stable outlook. S&P cited the following reasons for their rating and stable outlook: **Long Term Rating: AAA/Stable**                      **New Barnstable GO Long Term Rating: AAA/Stable Affirmed**

Under our criteria, titled "Ratings Above The Sovereign: Corporate And Government Ratings—Methodology And Assumptions," published Nov. 19, 2013, we rate Barnstable higher than the nation because we think the town can maintain better credit characteristics than the nation in a stress scenario based on its predominantly locally derived revenue base and our view that pledged revenue supporting bond debt service is at limited risk of negative sovereign intervention. In 2020, local property taxes generated nearly 70% of revenue, which demonstrated a lack of dependence on central government revenue.

The town's general creditworthiness reflects our opinion of its:

- Very strong economy, with access to a broad and diverse metropolitan statistical area (MSA);
- Very strong management, with strong financial policies and practices under our Financial Management Assessment (FMA) methodology;
- Strong budgetary performance, with operating surpluses in the general fund and at the total governmental fund level in fiscal 2020, as well as reflecting some continued risk associated with the pandemic on near-term operations;
- Very strong budgetary flexibility, with an available fund balance in fiscal 2020 of 27% of operating expenditures;
- Very strong liquidity, with total government available cash at 23.3% of total governmental fund expenditures and 5.3x governmental debt service, and access to external liquidity we consider strong;
- Strong debt and contingent liability profile, with debt service carrying charges at 4.4% of expenditures and net direct debt that is 39.7% of total governmental fund revenue, as well as low overall net debt at less than 3.0% of market value and rapid amortization, with 74.9% of debt scheduled to be retired in 10 years, but a large pension and other postemployment benefit (OPEB) obligation and the lack of a plan to sufficiently address the obligation; and
- Strong institutional framework score.

The descriptor used by S&P for this rating is “Prime Investment Grade”. Strong bond ratings generally reduce interest expense to service the debt as well as bond insurance costs. Additionally, strong bond ratings enhance the prestige of the community within the financial markets and are a vote of confidence by the rating agency that the municipality is pursuing a sound financial course. This AAA rating reflects sound credit quality with associated very low risk and should result in future low borrowing costs for the Town.

The Town of Barnstable has maintained its bond rating from Standard & Poor’s of AAA, which was upgraded in June of 2007.

It is important to understand that no single ratio or factor determines a General Obligation Bond rating or fully encompasses the fiscal health of a municipality. The factors must be taken as a group. Other debt ratios, as well as economic and administrative factors account for the differences in ratings. A growing community can afford more debt than a non-growth community, and a community with more income wealth can afford more debt than a poorer community can.

Generally, bond ratings do not change suddenly but respond more to long-range trends. The stable outlook reflects S&P’s view of the town's very strong budgetary flexibility and liquidity, further supported by a strong economy. As such, they do not expect to change the rating in the next two years. However, dramatic changes are key indicators of fiscal health and can result in an immediate rating change. In projecting bond ratios, it is important to review the sensitivity of the ratios to changes in the economy.

**Extract from Standard & Poor’s Credit Profile of Barnstable Dated February 4, 2021**

*“The rating reflects our opinion of Barnstable’s very strong economy, supported by a wealthy tax base and high income. In addition, we think the town’s continued maintenance of very strong budgetary flexibility, with available reserves averaging about 25% of expenditures during the past three fiscal years, due to positive financial performance and very strong management; further support our view of the rating. Although we think long-term retirement liabilities and costs and potential additional debt could pressure the budget, we believe that the town will likely manage these costs appropriately and that additional debt will likely remain relatively affordable due to Barnstable’s size and wealthy tax base.”*

## **D. General Obligation Debt - Limitations**

There are legal limitations that govern the issuance of municipal debt. Under Massachusetts statutes, the debt limit of the Town of Barnstable is 5 percent of the valuation of taxable property as last equalized by the State Department of Revenue. The Town can authorize debt up to this amount without State approval. The current debt limitation for the Town of Barnstable is close to \$801.6 million, which is significantly higher than the Town's outstanding general obligation debt that is subject to this limitation. It should be pointed out that much of the existing Town debt does not factor into this limitation. There are categories of general obligation debt that are exempt from, and do not count against the debt limit such as certain school bonds, water bonds, solid waste disposal facility bonds, and water pollution abatement revenue bonds.

|  |                         |
|--|-------------------------|
| Town's Equalized Valuation (EQV)             | <u>\$16,031,005,100</u> |
| Debt Limit – 5% of EQV                       | 801,550,405             |
| Less:  |                         |
| Outstanding Debt Applicable to Limit         | 69,205,033              |
| Authorized and Unissued Debt                 | <u>112,260,211</u>      |
| Legal Debt Margin                            | <u>\$620,085,161</u>    |
| % of debt limit debt applicable to the limit | 22.64%                  |

## **E. General Obligation Debt - Affordability**

Debt analysis, future debt projections, and general obligation bond ratios help determine the amount of general obligation debt the Town can afford to issue and support. The table on the following page illustrates the various debt ratios compared to national medians reported by Standard and Poor's. As shown, Barnstable's ratios show moderate amounts of debt. However, there are a number of factors not directly under the control of the Town, which can influence key General Obligation (G.O.) bond ratios. Several of the G.O. bond ratios are very sensitive to these uncontrollable factors, and the assumptions used to project their growth can play an important role in future debt policy. Some of these factors are:

**Overlapping Debt.** Overlapping debt is the G.O. debt that is issued by other government entities whose jurisdictions include the citizens of Barnstable. The Town also has to be aware of the debt management practices of overlapping jurisdictions. The primary entities that have an impact on the Town are Barnstable County, Cape Cod Regional Vocational Technical School District, fire districts, and the regional transportation authority. Overlapping debt combined with the Town's own direct debt is a true measure of the G.O. debt burden placed on the citizens. To determine an issuer's overall G.O. debt burden, overlapping debt is added to the issuer's own outstanding G.O. debt. If other overlapping jurisdictions pursue aggressive capital improvements programs, some of the Town's debt ratios will increase. Therefore, it is important to be aware of not only our G.O. debt issuance plans, but also those of other surrounding jurisdictions.

### **Direct and Overlapping Governmental Activities Debt As of June 30, 2021**

| <b>Town of Barnstable, Massachusetts</b>           | <b>Debt Outstanding</b> | <b>Percentage Applicable (1), (2)</b> | <b>Share of Overlapping Debt</b> |
|--|-------------------------|---------------------------------------|----------------------------------|
| Debt repaid with property taxes and user charges:  |                         |                                       |                                  |
| Barnstable County                                  | \$22,991,188            | 17.00%                                | \$3,910,801                      |
| Cape Cod Regional Technical High School            | 66,050,000              | 27.00%                                | 17,833,500                       |
| Barnstable Fire District                           | 1,975,000               | 100.00%                               | 1,975,000                        |
| Centerville-Osterville-Marston Mills Fire District | 1,427,551               | 100.00%                               | 1,427,551                        |
| Cotuit Fire District                               | 2,842,104               | 100.00%                               | 2,842,104                        |
| Hyannis Fire District                              | 16,455,000              | 100.00%                               | 16,455,000                       |



|  |                     |
|--|---------------------|
| Subtotal, overlapping debt               | 44,443,956          |
| Town direct debt                         | 53,855,792          |
| <b>Total direct and overlapping debt</b> | <b>\$98,299,748</b> |

- (1) County expenses, including debt service, are assessed upon the towns within the county in proportion to their taxable valuation.
- (2) The fire districts are special governmental units. The Town serves as a collecting agent for taxes and transfers funds directly to the fire districts on a weekly basis.

**Property Assessments.** Several key debt ratios use property valuations in the calculation of debt burden. If the Town's property values were to rise, debt ratios will continue to improve.

### Town of Barnstable Debt Ratios

| <u>Current Status</u> | <u>Criteria</u>  |
|-----------------------|--|
| 0.51%                 | Direct Debt - General Fund Debt Service as a % of the Town's Equalized Property Valuation as calculated by the state.<br>Formula – Total Government Obligation Bonds Debt Service ÷ Equalized Valuation<br><br><b>Standard &amp; Poor's rates this as Low (Less than 3%)</b> |
| 5.57%                 | Municipal Debt Burden – Current Year<br>Formula - Total Government Obligation Bonds Debt Service ÷ Total General Fund Expenditures<br><br><b>Standard &amp; Poor's rates this as Low (Below 8%)</b>  |
| \$2,322               | Net Debt Per Capita<br>Formula – Governmental Fund Debt (Short + Long Term Debt) ÷ Town population<br><br><b>Standard &amp; Poor's rates this as Low (below \$2,000)</b>   |
| \$327,725             | Per Capita Market Value<br>Formula – Equalized Valuation ÷ Population<br><b>Standard &amp; Poor's rates this as Extremely Strong (Above \$100,000)</b>   |

## **F. Administrative Policies In Relation To Debt**

This section provides policies governing the management of debt for the Town that are included in the Town's Administrative Code.

### **Debt Refinancing**

Refunding (or refinancing) bonds are characterized as either current refunding's or advance refunding's. A current refunding is one in which the outstanding (refunded) bonds are redeemed within 90 days of the date the refunding bonds are issued. In an advance refunding, the refunded bonds are redeemed more than 90 days from the date the refunding bonds are issued. Changes to federal tax law in late 2017 eliminated the ability of governments to issue tax-exempt advance refunding bonds. Taxable advance refunding's of tax-exempt or taxable bonds are still permitted. However, if this opportunity is reintroduced, an advance refunding of outstanding debt shall only be considered when present value savings of at least 3% of the principal amount of the refunded bonds are produced, unless: (1) a debt restructuring is necessary or (2) bond covenant revisions are necessary in order to facilitate the ability to provide services or to issue additional debt. The Town, in collaboration with its Financial Advisor, will continually monitor the municipal bond market conditions to identify refinancing opportunities. An analysis shall be conducted when necessary

to determine whether debt financing, cash purchase, or leasing is the most cost effective method of financing for the Town.

### **General Obligation Debt**

1. All debt shall be financed within the limitations of Proposition 2½ with the exception of debt related to Enterprise Funds, gifts, and betterments. The requirements for such financing shall be an expenditure of at least \$250,000 and a useful life in excess of five years.
2. The term of long-term debt generally shall not exceed the expected useful life of the capital asset being financed and, in no case, shall it exceed twenty years.
3. The ratio of Net Debt (Total outstanding Town of Barnstable General Obligation debt less reimbursements) to Total Assessed Valuation shall not exceed 1.5%. This excludes debt of overlapping jurisdictions.

**The debt-to- assessed value ratio for the Town of Barnstable is 0.71%.**

4. The ratio of Debt Service to Total Expenditures (operating expenditures and debt service combined) shall not exceed 15%.

**The Town's debt coverage ratio is 5.57%.**

5. The Town shall target a Standard and Poor's (S&P) debt to income ratio of 8%. The S&P ratio is calculated by dividing Overall Net Debt per Capita by Income per Capita.

**The Town's debt-to-income per capita ratio is 6.6%.**

6. Current revenue should be committed annually to provide sufficient "Pay-as-you-go" financing so that at the end of five years, annual contributions from current revenues amount to 10% of new debt to be issued.

**The Town currently exceeds this requirement by a significant margin. The Town intends to spend over \$28 million in the next five years as "pay-as-you-go" and anticipates financing about \$87 million in capital with new debt issues resulting in a 35/65 ratio.**

7. Excess appropriated bond issues shall be placed into a "bond repayment fund account" at the end of a project completion. The only purpose of the "bond repayment fund account" shall be 1) to make bulk principal pay-downs against general bond debt, or 2) to be used to pay down the principal on any bond issue at the time of refinancing as provided for in Section 1.04C herein.

**The Town currently has no balance in this fund. Unspent bond proceeds are redirected to new eligible projects.**

### **Capital Trust Fund**

A Capital Trust Fund has been established for the purpose of financing debt service for recommended Capital Improvements Program projects, as contained within the Town's five-year capital improvements plan.

1. The Capital Trust Fund will be funded through a general operation set aside of at least \$1.9 million annually. The estimated commitment for FY 2023 is approximately \$12 million. This is expected to increase by 2.5% for the next 5 years.
2. The Capital Trust Fund shall not be utilized for any purpose other than that stated herein.

3. The criteria for reviewing capital project eligibility for Capital Trust Fund borrowing include the following:
  - a. The capital project shall have a financing term of 20 years or less,
  - b. The capital project shall have a minimum project cost of \$250,000,
  - c. The capital project is approved by the Town Council for funding through an appropriation and loan order submitted by the Town Manager.
4. The Capital Trust Fund will have a commitment restriction on the fund, such that obligated estimates from authorized orders shall not exceed, at any one time, more than 80% of the amount in the fund as of the close of the fiscal year prior to the next debt service authorization, unless recommended by the Town Manager.
5. The Capital Trust Fund shall otherwise function in accordance with related financial policies of the Town.

## **G. Debt Summarized**

A responsible debt management program is an integral part of municipal finance. A Town's debt must be structured to reflect the underlying, long-term economic prospects of the community. There are statutory requirements and market forces at work to regulate a community's ability to borrow. Continuing disclosure, as required on an annual basis to the bond markets, provides a powerful incentive for a municipality to keep its financial house in order. This analysis has emphasized the importance of credit ratings because, in effect, these are municipal finance report cards. A good credit rating should be guarded jealously, since it is not easily obtained, but can be lost quickly without vigilance and sound financial management.

# PART V – TOWN MANAGER RECOMMENDATIONS

## Project Recommendation Rationale

Several factors were taken into consideration when determining which projects to recommend for funding in Fiscal Year 2023. In addition to the scoring by the senior staff, funding considerations are directed towards projects that had received previous funding, and therefore, are ready for the next stage of development; projects that would contribute to the economic development of the Town; projects that would preserve important infrastructure components of the Town; projects that improve high usage assets; projects that have outside funding available to offset the costs or can be covered by user fees; and projects that have an important public safety component associated with them. The recommended projects total \$48 million. The General Fund totals \$27 million, the Enterprise Funds total \$21.6 million, and the CWMP totals \$5.2 million. Funding for the Enterprise Fund programs consists of using \$2 million of Enterprise Fund reserves and \$19.6 million in new borrowing authorizations. The grant funds received will reduce the amount of any bonds authorized or reserves needed to finance the Airport Enterprise Fund’s capital program. The bonds issued for the Enterprise Fund projects are expected to be paid back with Enterprise Fund revenues with the exception of the HYCC Mechanical Improvements. Funding for the General Fund portion of the program consists of \$4.1 million in General Fund reserves, \$3.7 million Capital Trust Fund (CTF) reserves, \$19 million in new borrowing authorizations, and the transfer of \$21,000 remaining funds from a previously appropriated project. Lastly, we are recommending \$1.5 million in reserves and \$3 million borrowing under the Sewer Construction & Private Way Improvement Special Revenue Fund, and \$750,000 in Capital Trust Fund reserves for the Comprehensive Wastewater Management Plan (CWMP)

## Comprehensive Wastewater Management Plan Project Recommendations

| Council Order Number                                  | Project Name                          | Funding Source                   |                             |                    |            | Total              |
|---|---------------------------------------|----------------------------------|-----------------------------|--------------------|------------|--------------------|
|   |                                       | Sewer Construction Fund Reserves | Capital Trust Fund Reserves | Bond Issue         | Transfers  |                    |
| <b>Comprehensive Wastewater Management Plan</b>       |                                       |                                  |                             |                    |            |                    |
| 2022-081  | Effluent Disposal Alternatives        | 250,000                          | 750,000                     | -                  | -          | 1,000,000          |
| 2022-082  | Old Craigville Road Sewer Expansion   | 600,000                          | -                           | -                  | -          | 600,000            |
| 2022-083  | Shootflying Hill Road Sewer Expansion | 375,000                          | -                           | -                  | -          | 375,000            |
| 2022-084  | Old Yarmouth Road Sewer Expansion     | 275,000                          | -                           | -                  | -          | 275,000            |
| 2022-085  | Nitrogen Removal Improvements at WPCF | -                                | -                           | 3,000,000          | -          | 3,000,000          |
| <b>Total Comprehensive Wastewater Management Plan</b> |                                       | <b>\$1,500,000</b>               | <b>\$750,000</b>            | <b>\$3,000,000</b> | <b>\$-</b> | <b>\$5,250,000</b> |

## Enterprise Funds Project Recommendations

| Council Order Number  | Project Name  | Funding Source           |            |                     |            | Total               |
|---|---|--------------------------|------------|---------------------|------------|---------------------|
|   |   | Enterprise Fund Reserves | Grants     | Bond Issue          | Transfers  |                     |
| 2022-086  | Pump Station Rehabilitation Program                           | -                        | -          | 2,860,000           | -          | 2,860,000           |
| 2022-087  | 720 Main Street Pump Station Replacement                      | -                        | -          | 11,000,000          | -          | 11,000,000          |
| 2022-088  | Water Pollution Control Facility Improvements                 | -                        | -          | 330,000             | -          | 330,000             |
| 2022-089  | Sewer System Rehabilitation / Infiltration and Inflow Removal | -                        | -          | 760,000             | -          | 760,000             |
| 2022-090  | Crane Truck 247 Replacement                                   | 165,000                  | -          | -                   | -          | 165,000             |
| 2022-091  | Replacement of Truck 254 with a new ¾ ton pickup              | 70,000                   | -          | -                   | -          | 70,000              |
| <b>Total Water Pollution Control Enterprise Fund Projects</b> |   | <b>\$235,000</b>         | <b>\$-</b> | <b>\$14,950,000</b> | <b>\$-</b> | <b>\$15,185,000</b> |

Enterprise Funds Recommendations Continued

|  |   | Funding Source           |            |                     |            |                     |
|--|---|--------------------------|------------|---------------------|------------|---------------------|
| Council Order Number                               | Project Name  | Enterprise Fund Reserves | Grants     | Bond Issue          | Transfers  | Total               |
| 2022-092   | Pipe Replacement and Upgrade Program  | -                        | -          | 1,050,000           | -          | 1,050,000           |
| 2022-093   | Straightway Treatment Plant, 217 Straightway, Hyannis                       | -                        | -          | 1,000,000           | -          | 1,000,000           |
| 2022-094   | Ocean Street Water Main Looping Project, Construction                       | -                        | -          | 480,000             | -          | 480,000             |
| 2022-095   | Wells, Pump Stations, Treatment Plant Repair & Upgrade Program              | 200,000                  | -          | -                   | -          | 200,000             |
| 2022-096   | Mary Dunn 1: Water Storage Tank Repainting                                  | 65,000                   | -          | -                   | -          | 65,000              |
| <b>Total Water Supply Enterprise Fund Projects</b> |   | <b>\$265,000</b>         | <b>\$-</b> | <b>\$2,530,000</b>  | <b>\$-</b> | <b>\$2,795,000</b>  |
| 2022-097   | Container Unit Replacement  | 50,000                   | -          | -                   | -          | 50,000              |
| 2022-098   | Generator Replacement   | 130,000                  | -          | -                   | -          | 130,000             |
| 2022-099   | Transfer Station Maintenance Building Improvements                          | 242,347                  | -          | -                   | -          | 242,347             |
| <b>Total Solid Waste Enterprise Fund Projects</b>  |   | <b>\$422,347</b>         | <b>\$-</b> | <b>\$-</b>          | <b>\$-</b> | <b>\$422,347</b>    |
| 2022-130   | Replace 1992 ARFF Equipment - Airport #820                                  | -                        | -          | 978,000             | -          | 978,000             |
| 2022-131   | Reporting, Testing, Mitigation, Monitoring (PFOS Soils) Phase IV            | 105,000                  | -          | -                   | -          | 105,000             |
| 2022-132   | PFAS Mitigation Design and Implementation                                   | 1,004,000                | -          | -                   | -          | 1,004,000           |
| 2022-133   | Replacement of Circa 1997 Mo-Gas and Diesel Fuel Con-Vault, Gas Boy & Alarm | -                        | -          | 1,200,000           | -          | 1,200,000           |
| <b>Total Airport Enterprise Fund Projects</b>      |   | <b>\$1,109,000</b>       | <b>\$-</b> | <b>\$2,178,000</b>  | <b>\$-</b> | <b>\$3,287,000</b>  |
| <b>Total All Enterprise Funds</b>                  |   | <b>\$2,031,347</b>       | <b>\$-</b> | <b>\$19,658,000</b> | <b>\$-</b> | <b>\$21,689,347</b> |

**General Fund Project Recommendations**

|                                      |   | Funding Source        |                             |                    |                 |                     |
|--------------------------------------|---|-----------------------|-----------------------------|--------------------|-----------------|---------------------|
| Council Order Number                 | Project Name  | General Fund Reserves | Capital Trust Fund Reserves | Bond Issue         | Transfers       | Total               |
| 2022-100                             | Public Roads Maintenance  | -                     | 3,750,000                   | -                  | -               | 3,750,000           |
| 2022-103                             | Ocean Street Sidewalks and Kalmus Beach Entrance Project Construction | -                     | -                           | 2,950,000          | -               | 2,950,000           |
| 2022-105                             | Snows Creek Culvert   | -                     | -                           | 1,400,000          | -               | 1,400,000           |
| 2022-106                             | Emergency Generator Implementation Plan                               | 431,313               | -                           | -                  | -               | 431,313             |
| 2022-109                             | Cape Cod Airfield Fuel Tank   | 231,000               | -                           | -                  | -               | 231,000             |
| 2022-112                             | Centerville Recreation Playground & Site Improvements                 | -                     | -                           | 827,376            | -               | 827,376             |
| 2022-114                             | Beach Parking Lot Rehabilitation - Keyes Memorial Beach               | 290,000               | -                           | -                  | -               | 290,000             |
| 2022-116                             | Long Pond Fishway Design and Permitting                               | 50,000                | -                           | -                  | -               | 50,000              |
| 2022-117                             | McCarthy's Landing Dinghy Dock Design and Permitting                  | 44,000                | -                           | -                  | 21,000          | 65,000              |
| 2022-118                             | Mill Pond Fishway Design, Permitting, and Construction                | 120,000               | -                           | -                  | -               | 120,000             |
| 2022-119                             | Town Wide Bulkhead Assessments  | 150,000               | -                           | -                  | -               | 150,000             |
| 2022-120                             | Replace Measurement Compliance Unit (F-350 or equivalent)             | 80,000                | -                           | -                  | -               | 80,000              |
| <b>Total Infrastructure Projects</b> |   | <b>\$1,396,313</b>    | <b>\$3,750,000</b>          | <b>\$5,177,376</b> | <b>\$21,000</b> | <b>\$10,344,689</b> |

The recommended projects for the General Fund - Continued

| Council Order Number                       | Project Name  | Funding Source        |                             |                     |                 |                     |
|--|---|-----------------------|-----------------------------|---------------------|-----------------|---------------------|
|  |   | General Fund Reserves | Capital Trust Fund Reserves | Bond Issue          | Transfers       | Total               |
| 2022-104                                   | DPW Offices Expansion Design  | 283,989               | -                           | -                   | -               | 283,989             |
| 2022-107                                   | Town Hall Mechanical Improvements   | -                     | -                           | 2,025,852           | -               | 2,025,852           |
| 2022-108                                   | School Administration Building Mechanical Cooling Upgrades                      | -                     | -                           | 1,906,100           | -               | 1,906,100           |
| 2022-110                                   | Barnstable Police Department Improvements                                       | -                     | -                           | 1,167,321           | -               | 1,167,321           |
| 2022-111                                   | Hyannis Youth & Community Center Facility Mechanical Improvements               | -                     | -                           | 1,770,000           | -               | 1,770,000           |
| 2022-113                                   | Hathaway's Pond Bathhouse and Site Improvements                                 | -                     | -                           | 450,000             | -               | 450,000             |
| 2022-115                                   | Marine & Environmental Affair Interior Improvements                             | 289,604               | -                           | -                   | -               | 289,604             |
| <b>Total Municipal Facilities Projects</b> |   | <b>\$573,593</b>      | <b>\$-</b>                  | <b>\$7,319,273</b>  | <b>\$-</b>      | <b>\$7,892,866</b>  |
| 2022-101                                   | Monitoring and Management Plan Report - Freshwater Ponds                        | 136,400               | -                           | -                   | -               | 136,400             |
| 2022-102                                   | Stormwater Improvements at Ponds  | 350,000               | -                           | -                   | -               | 350,000             |
| <b>Total Water Quality Projects</b>        |   | <b>\$486,400</b>      | <b>\$-</b>                  | <b>\$-</b>          | <b>\$-</b>      | <b>\$486,400</b>    |
| 2022-121                                   | Barnstable High School/Intermediate School Roof Top Unit Ventilator Replacement | -                     | -                           | 4,156,984           | -               | 4,156,984           |
| 2022-122                                   | District Wide Door and Window Replacement                                       | -                     | -                           | 1,000,000           | -               | 1,000,000           |
| 2022-123                                   | BWB/BCIS/Centerville Emergency Generators                                       | 650,000               | -                           | -                   | -               | 650,000             |
| 2022-124                                   | Barnstable High School Tennis Court Replacement                                 | -                     | -                           | 1,622,000           | -               | 1,622,000           |
| 2022-125                                   | Transportation / Facilities Fuel Pump & Vehicle Lift Replacement                | 60,000                | -                           | -                   | -               | 60,000              |
| 2022-126                                   | BPS Campus Wide Paving and Sidewalk Repair                                      | 350,000               | -                           | -                   | -               | 350,000             |
| 2022-127                                   | Campus Wide Mechanical Upgrades (Burners, Boilers, HVAC & Pump Systems)         | 250,000               | -                           | -                   | -               | 250,000             |
| 2022-128                                   | Flooring Replacement and Upgrades   | 100,000               | -                           | -                   | -               | 100,000             |
| 2022-129                                   | Electric Utility Transformer Upgrade  | 300,000               | -                           | -                   | -               | 300,000             |
| <b>Total School Facilities Projects</b>    |   | <b>\$1,710,000</b>    | <b>\$-</b>                  | <b>\$6,778,984</b>  | <b>\$-</b>      | <b>\$8,488,984</b>  |
| <b>Total General Fund Projects</b>         |   | <b>\$4,166,306</b>    | <b>\$3,750,000</b>          | <b>\$19,275,633</b> | <b>\$21,000</b> | <b>\$27,212,939</b> |

## **Additional Project Recommendations**

Applications for the following list of projects are expected to be submitted to the Community Preservation Committee for consideration of funding from the Community Preservation Fund. Once the Community Preservation Committee has acted upon the request, an appropriation order will be presented to the Town Council for its consideration. Some of these projects may come forward for funding requests in FY 2022 and the others in FY 2023. These funding requests will fall outside of the Capital Program funding cycle.

### **LISTING OF CAPITAL IMPROVEMENT PROJECTS WITH POTENTIAL CPC FUNDING:**

| <b>DEPT</b>                       | <b>PRIORITY</b> | <b>PROJECT TITLE</b>   | <b>FY 2023</b>     |
|-----------------------------------|-----------------|--|--------------------|
| CSD                               | 4               | Town Recreation Field Improvements Project – Bay Lane Ballfields | 140,000            |
| CSD                               | 12              | Osterville Playground  | 1,352,336          |
| DPW                               | 22              | Cotuit Memorial Park Restoration                                 | 451,951            |
| DPW                               | 29              | Cape Cod Rail Trail Ext. Shared Use Path                         | 1,770,000          |
| DPW                               | 39              | West Barnstable Railroad Depot Restoration                       | 102,120            |
| DPW                               | 38              | Zion Union Heritage Museum Improvements                          | 457,390            |
| <b>TOTAL CPC MATCHED PROJECTS</b> |                 |  | <b>\$4,273,797</b> |

### **PROJECT WAITING FOR COMPLETION OF MANAGEMENT PLAN:**

| <b>DEPT</b> | <b>PRIORITY</b> | <b>PROJECT TITLE</b>                         | <b>FY 2023</b> |
|-------------|-----------------|--|----------------|
| DPW         | 6               | Ponds Solution Permitting and Implementation | \$150,000      |

The project listed above will be presented to the Town Council for funding consideration once the management plan has been completed with a recommended solution and cost estimate.

## Comprehensive Wastewater Management Plan Project Descriptions

**PROJECT:** CWMP-23

**DEPARTMENT PRIORITY:** 1 of 16

**2022-081**

**Project Working Title:** Effluent Disposal Alternatives

**Project Location:** Various / TBD

**Project Description:** This project will continue the Town's efforts to identify, evaluate, design, permit and eventually construct expanded effluent disposal facilities. This request is for follow up work to build on previous evaluations and planning efforts. Work is anticipated to include further investigation of potential effluent disposal opportunities, including geotechnical investigations, modeling, preliminary design, public outreach, and regulatory review.

**Project Justification:** In 2020, the Town completed a groundwater-modeling project to quantify the amount of effluent that can be disposed of at the Barnstable WPCF. The study concluded that the WPCF is nearing the limits of its disposal capacity and that additional effluent disposal capacity will be required to accommodate the significant increase in flows proposed in the Town's Comprehensive Wastewater Management Plan (CWMP). The Town has also funded an effluent location study to explore alternative disposal options, which is an on-going effort and will inform the work to be conducted during this project. The CWMP calls for an additional 2.1 MGD to be treated at the Barnstable WPCF over the course of the next 30 years. This appropriation will allow the Town to continue progress towards a solution to this important issue. This project is identified in the Town's CWMP.

**Impact of Denial/Postponement:** Locating and developing expanded effluent disposal facilities is one of the most critical components of the CWMP. Failing to find expanded effluent disposal capacity would delay wastewater expansion efforts. Water quality will continue to degrade in the Town's waterways as sewer projects are put on hold.

| Project Cost Estimates: |                             | FY 2023            | Future FY  |
|-------------------------|-----------------------------|--------------------|------------|
|                         | Design & Permitting         | \$1,000,000        | TBD        |
|                         | Construction or Acquisition | -                  | TBD        |
|                         | <b>Total Project Cost</b>   | <b>\$1,000,000</b> | <b>TBD</b> |

**Basis for Cost Estimates:** In-House Cost Estimate. Future construction costs cannot be estimated at this time.

| Project Estimated Completion Date: FY 2030           |             | Design & Permit (months)                   | 36 | Construction (months) | TBD |
|--|-------------|--|----|-----------------------|-----|
| <b>Cost/Description FY 2023 and Follow-On Years:</b> |             |  |    |                       |     |
| Fiscal Year  | Cost        | Project Description/Components             |    |                       |     |
| 2023   | \$1,000,000 | Evaluation, Preliminary Design, Permitting |    |                       |     |
| 2024   | TBD         | Final Design, Permitting                   |    |                       |     |
| 2025   | TBD         | TBD  |    |                       |     |
| 2026   | TBD         | TBD  |    |                       |     |
| 2027   | TBD         | TBD  |    |                       |     |

**Source of Funding:** Sewer Construction and Private Way Fund Reserves \$250,000 and Capital Trust Fund \$750,000. Hydrogeological studies may be eligible for State Revolving Fund (SRF) funding as a planning project. Design/permitting is not eligible for SRF funding. Construction may be eligible for SRF funding and funding from the Cape Cod and Islands Water Protection Fund.

**Operating Budget Impact now or in future:** N/A, request is engineering



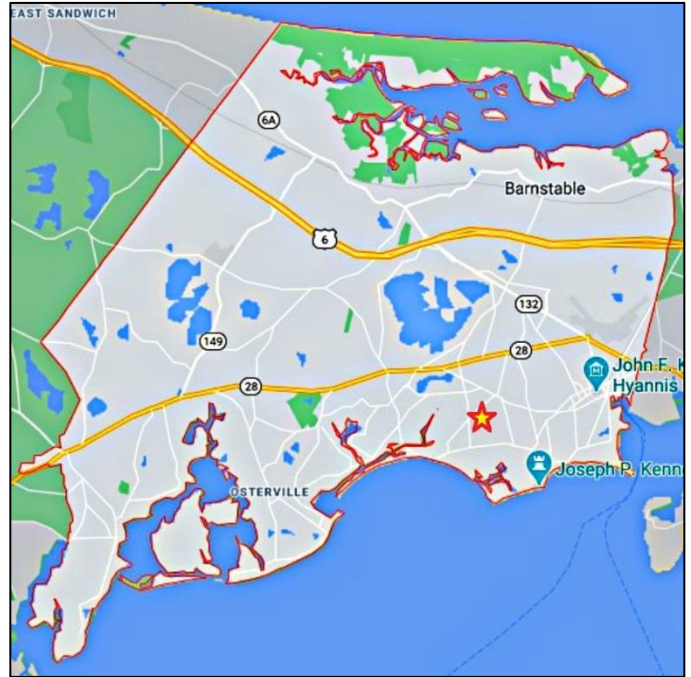


Wastewater Treatment Facility Effluent Disposal Sand Beds

**Project Working Title:** Old Craigville Road Sewer Expansion – Survey and Preliminary Design

**Project Location:** Old Craigville Road and adjacent neighborhoods, Centerville

**Project Description:** Expanding sewer to properties located on Old Craigville Road and adjacent neighborhoods. This project will include the installation of mostly gravity sewer, some low-pressure sewer and at least one municipal pump station. The properties served will feed to the infrastructure to be installed as part of the Strawberry Hill Road Sewer Expansion Project. This project area has been identified as a needs area for nitrogen removal, pond protection, and drinking water well protection and as a result, this project was identified in Phase 1 of the Comprehensive Wastewater Management Plan (CWMP). This request is to fund survey and preliminary design for the project. Construction is anticipated to begin in FY2026.



**Project Justification:** The northern portions of the project area have been identified as a needs area for nitrogen removal within the Centerville River Watershed by Massachusetts Estuaries Program (MEP) modeling as well as drinking water well protection (COMM Water supply wells). The southerly portion of the project area has been identified as a needs area for pond protection as residences in this area are located in close proximity to Red Lily Pond and Lake Elizabeth and are completely dependent upon on-site solutions to address their wastewater. As a result, the project area was identified as a needs area for nitrogen removal and pond protection and the project has been identified in Phase 1 of the CWMP as requiring sewer expansion. This project will install approximately 6.6 miles of sewers, connect approximately 440 properties to municipal sewer, collect approximately 49,000 gallons per day of wastewater, and remove approximately 4.9 kg/day of nitrogen from the Centerville River Watershed.

**Impact of Denial/Postponement:** The area would remain unsewered which is inconsistent with the Town’s CWMP. Furthermore, the Centerville River Watershed, COMM drinking water wells, Red Lily Pond and Lake Elizabeth would continue to receive nutrients and pollutants from septic systems.

| Project Cost Estimates: |                             | FY 2023          | Future FY                  |
|-------------------------|-----------------------------|------------------|----------------------------|
|                         | Design & Permitting         | \$600,000        | \$1,400,000                |
|                         | Construction or Acquisition | -                | \$14,500,000               |
|                         | Project Management          | -                | \$250,000                  |
|                         | Project Contingency         | -                | \$2,000,000                |
|                         | All Other Cost              | -                | \$250,000 (Police Details) |
|                         | <b>Total Project Cost</b>   | <b>\$600,000</b> | <b>\$18,400,000</b>        |

**Basis for Cost Estimates:** Department of Public Works Engineering

|  |                                     |    |                              |       |
|--|-------------------------------------|----|------------------------------|-------|
| <b>Project Estimated Completion Date:</b><br>(survey), 2023<br>(design/permitting) 2025<br>(construction) 2029 | <b>Design &amp; Permit (months)</b> | 36 | <b>Construction (months)</b> | 36-48 |
|--|-------------------------------------|----|------------------------------|-------|

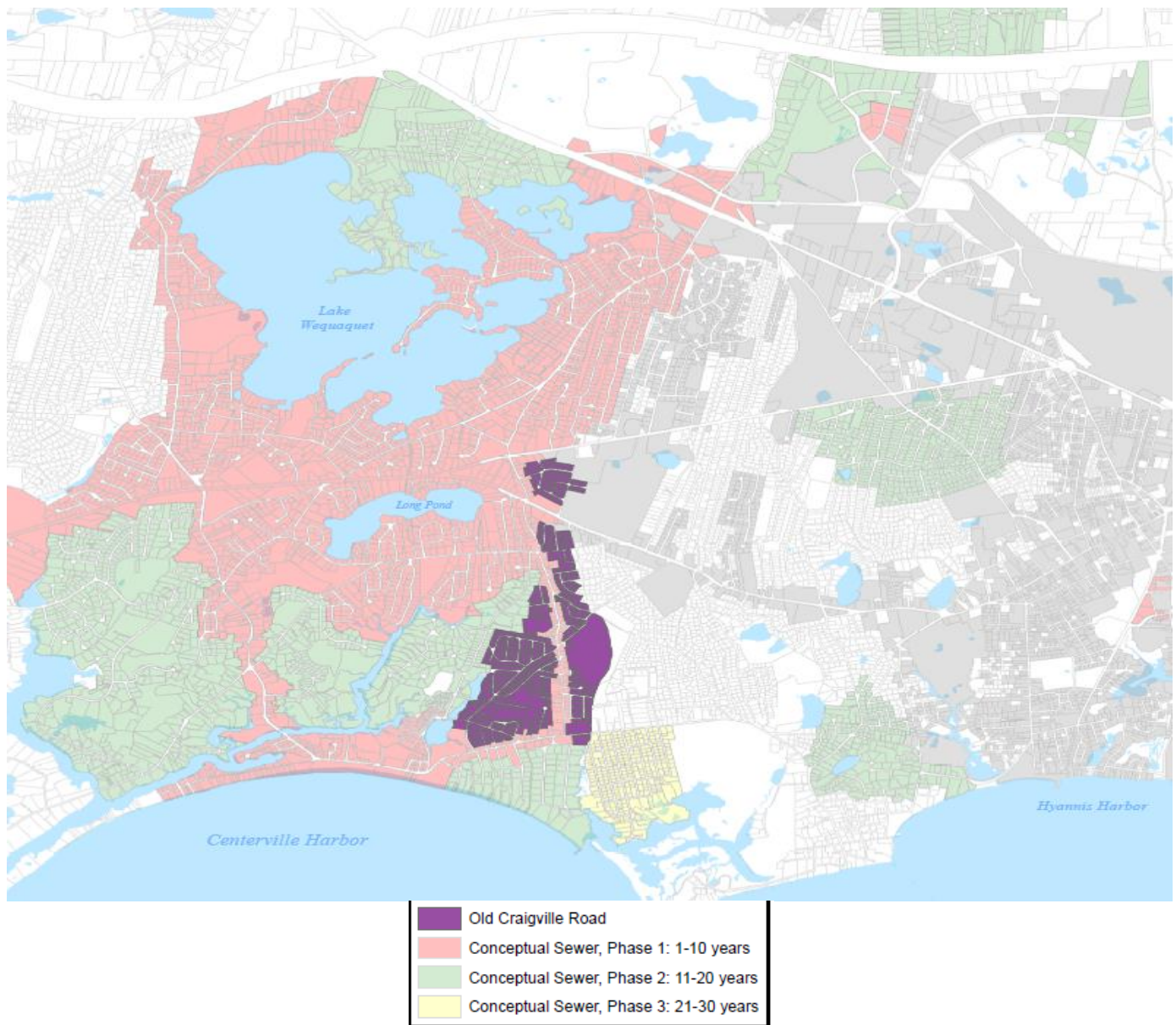
| Cost/Description FY 2023 and Follow-On Years: |      |                                |
|---|------|--------------------------------|
| Fiscal Year                                   | Cost | Project Description/Components |



|             |              |                               |
|-------------|--------------|-------------------------------|
| <b>2023</b> | \$600,000    | Survey and Preliminary Design |
| <b>2024</b> | \$1,400,000  | Final Design and Permitting   |
| <b>2025</b> | -            | -                             |
| <b>2026</b> | \$17,000,000 | Construction                  |

**Source of Funding:** Sewer Construction and Private Way Fund Reserves. Design/permitting is not eligible for State Revolving Fund (SRF) funding. Construction may be eligible for SRF funding and funding from the Cape Cod and Islands Water Protection Fund.

**Operating Budget Impact now or in future:** This request is for engineering. Construction of the project will increase WPCD operating costs because of increased routine maintenance, personnel needs, electricity, etc. associated with the new infrastructure. Revenue will be generated in the form of sewer assessments and sewer usage fees. Construction is anticipated to be completed in FY 2029 so operating expenses and revenue is not projected until that time.

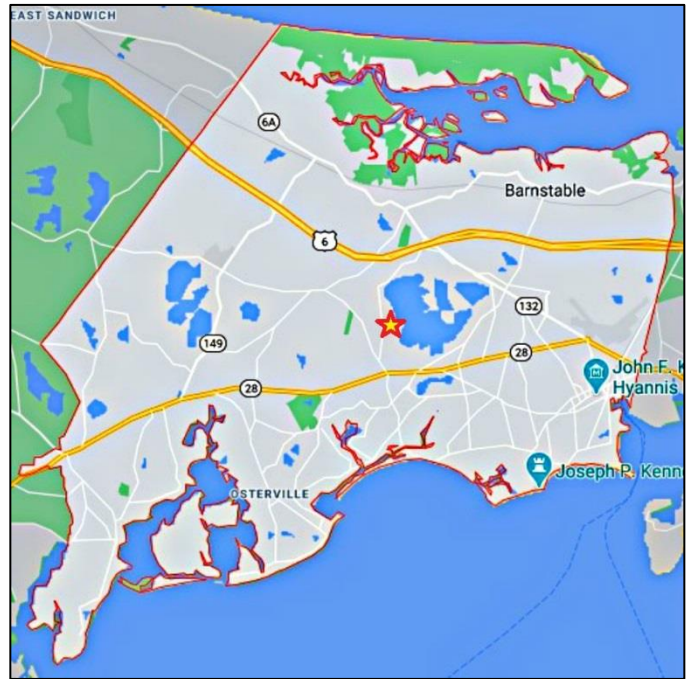


**Project Working Title:** Shootflying Hill Road Sewer Expansion – Survey and Preliminary Design

**Project Location:** Shootflying Hill Road and adjacent neighborhoods, Centerville

**Project Description:** Expanding sewer to properties located within the roadways adjacent on Shootflying Hill Road. This project will include the installation of mostly gravity sewer, some low-pressure sewer and at least one municipal pump station. The project area has been identified as a needs area for nitrogen removal and pond protection and as a result, this project was identified in Phase 1 of the Comprehensive Wastewater Management Plan (CWMP). This request is to fund survey and preliminary design for the project. Construction is anticipated to begin in FY2027.

**Project Justification:** Shootflying Hill Road is anticipated to be sewered in coordination with the Vineyard Wind 2 Route. This project would utilize the infrastructure installed in Shootflying Hill Road to reduce nutrient loading in the Centerville River Watershed as well as to Lake Wequaquet. The southern half of the project area has been identified as a needs area for nitrogen removal within the Centerville River Watershed by Massachusetts Estuaries Program (MEP) modeling. Additionally, many residences in this project area are located in close proximity to Lake Wequaquet and are completely dependent on-site solutions to address their wastewater needs. Most properties close to the lake have high groundwater, making replacing on-site septic systems very expensive. In recent years, Lake Wequaquet has experienced declining water quality. As a result, the project area was identified as a needs area for nitrogen removal and pond protection and the project was identified in Phase 1 of the CWMP. This project will install approximately 4.0 miles of sewers, connect approximately 240 properties to municipal sewer, collect approximately 34,000 gallons per day of wastewater, and remove approximately 3.4 kg/day of nitrogen from the Centerville River Watershed.



**Impact of Denial/Postponement:** The area would remain unsewered, the Centerville River Watershed and Lake Wequaquet would continue to receive nutrients and pollutants from septic systems, and residents adjacent to the lake would be subject to high costs to replace failed septic systems.

| Project Cost Estimates:     |                     | FY 2023          | Future FY                  |
|-----------------------------|---------------------|------------------|----------------------------|
|                             | Design & Permitting |                  | \$375,000                  |
| Construction or Acquisition |                     | -                | \$9,500,000                |
| Project Management          |                     | -                | \$250,000                  |
| Project Contingency         |                     | -                | \$1,350,000                |
| All Other Cost              |                     | -                | \$150,000 (Police Details) |
| <b>Total Project Cost</b>   |                     | <b>\$375,000</b> | <b>\$12,125,000</b>        |

**Basis for Cost Estimates:** Department of Public Works Engineering

|   |      |                                     |    |                              |    |
|---|------|-------------------------------------|----|------------------------------|----|
| <b>Project Estimated Completion Date:</b> | 2024 | <b>Design &amp; Permit (months)</b> | 36 | <b>Construction (months)</b> | 24 |
| (survey),                                 | 2026 | (design/permitting)                 |    |                              |    |
| (construction)                            | 2028 |                                     |    |                              |    |

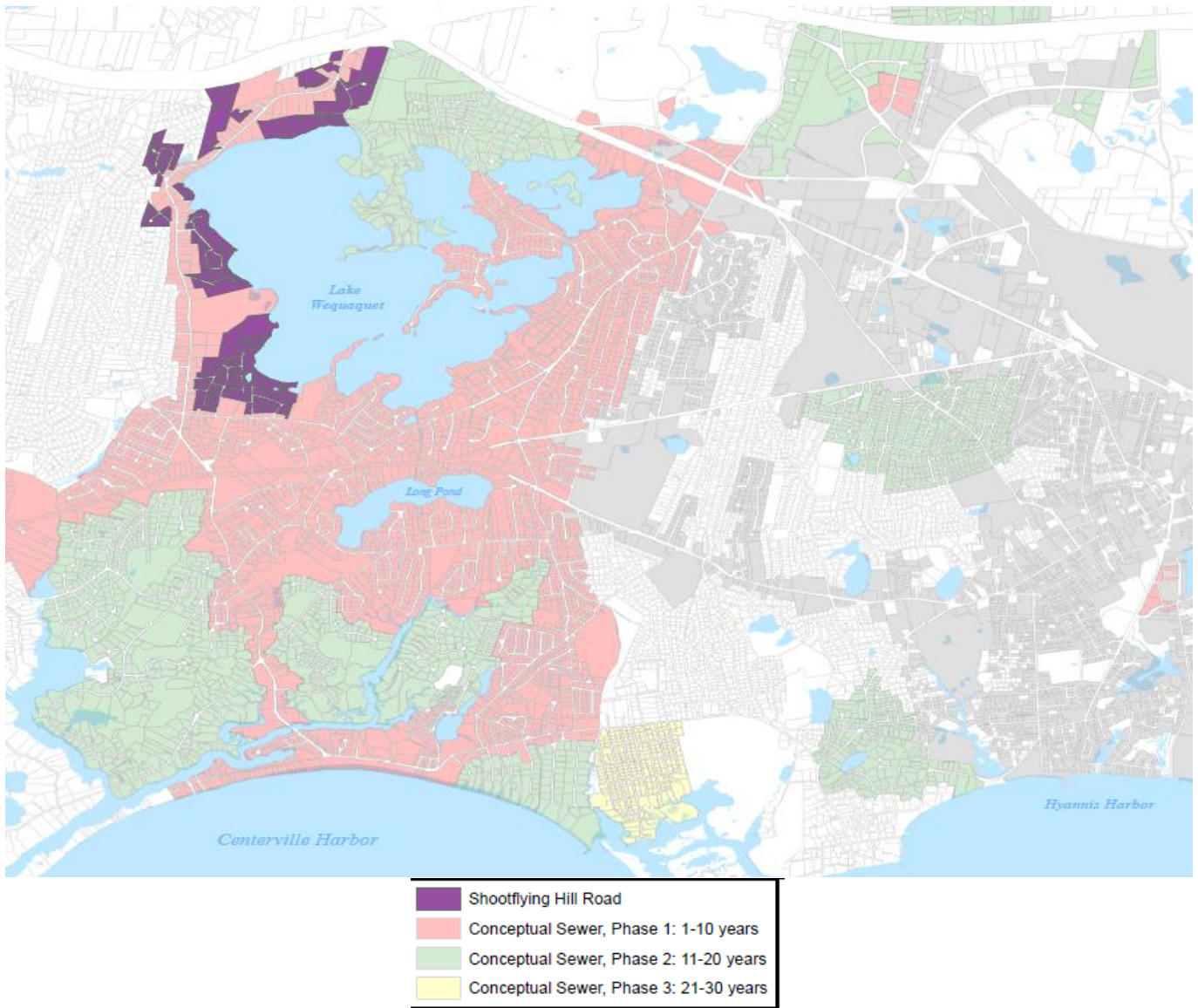


**Cost/Description FY 2023 and Follow-On Years:**

| Fiscal Year | Cost         | Project Description/Components |
|-------------|--------------|--------------------------------|
| 2023        | \$375,000    | Survey and Preliminary Design  |
| 2024        | -            | -                              |
| 2025        | \$875,000    | Final Design and Permitting    |
| 2026        | -            | -                              |
| 2027        | \$11,250,000 | Construction                   |

**Source of Funding:** Sewer Construction and Private Way Fund Reserves. Design/permitting is not eligible for State Revolving Fund (SRF) funding. Construction may be eligible for SRF funding and funding from the Cape Cod and Islands Water Protection Fund.

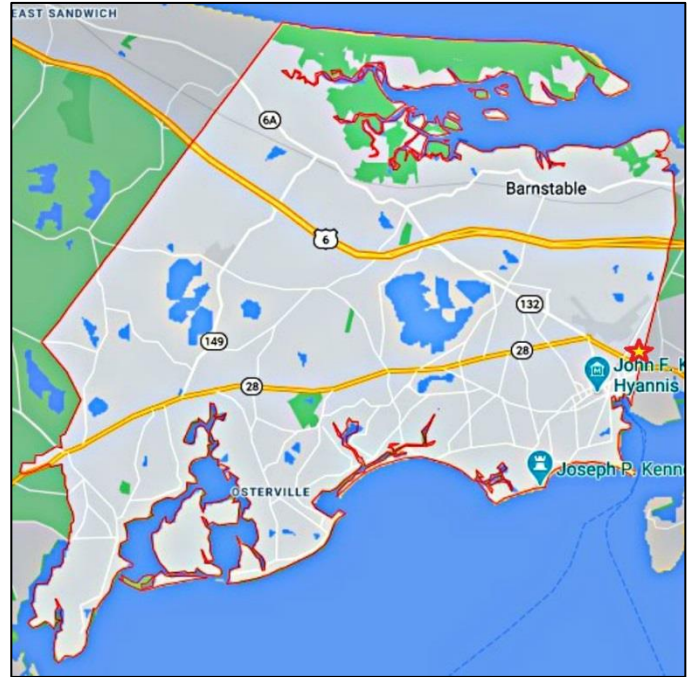
**Operating Budget Impact now or in future:** This request is for engineering. Construction of the project will increase WPCD operating costs because of increased routine maintenance, personnel needs, electricity, etc. associated with the new infrastructure. Revenue will be generated in the form of sewer assessments and sewer usage fees. Construction is anticipated to be completed in FY 2028 so operating expenses and revenue is not projected until that time.



**Project Working Title:** Old Yarmouth Road Sewer Expansion – Survey and Preliminary Design

**Project Location:** Old Yarmouth Road, Yarmouth Road, Joaquim Road, Bodick Road, and Ferndoc Street

**Project Description:** This project will expand sewer to the north of Route 28 and east of Yarmouth Road. This project would provide municipal sewer to businesses and residences on Yarmouth Road, Old Yarmouth Road, Joaquim Road, Bodick Road, and Ferndoc Street. The Planning and Development Department has identified this area as a region requiring sewer expansion to promote economic development. The Hyannis Water Systems Maher drinking water wells, which have experienced contamination over the years, are located immediately adjacent to the proposed sewer expansion area. As a result, this project was identified in Phase 1 of the Comprehensive Wastewater Management Plan (CWMP) to address economic development and drinking water protection. This request is to fund survey and preliminary design for the project. Construction is anticipated to begin in FY2026.



**Project Justification:** Businesses and residences in this area are completely dependent on on-site solutions to address their wastewater, which has restricted economic growth in the area. Additionally, the proposed sewer expansion area is entirely located within the Zone II to the Hyannis Water System’s Maher drinking water wells, which have experienced contamination over the years. As a result, this project was identified in Phase 1 of the Comprehensive Wastewater Management Plan (CWMP) to address economic development and drinking water protection. This project will install approximately 3.2 miles of sewers, connect approximately 130 properties to municipal sewer, collect approximately 22,000 gallons per day of wastewater, and remove approximately 2.2 kg/day of nitrogen from the Lewis Bay Watershed.

**Impact of Denial/Postponement:** The area would remain unsewered, growth would be limited to what traditional on-site wastewater systems could sustain, and the adjacent drinking water wells would remain vulnerable to pollutants from septic systems.

| Project Cost Estimates:     |                     | FY 2023          | Future FY                  |
|-----------------------------|---------------------|------------------|----------------------------|
|                             | Design & Permitting |                  | \$275,000                  |
| Construction or Acquisition |                     | -                | \$6,000,000                |
| Project Management          |                     | -                | \$200,000                  |
| Project Contingency         |                     | -                | \$800,000                  |
| All Other Cost              |                     | -                | \$150,000 (Police Details) |
| <b>Total Project Cost</b>   |                     | <b>\$275,000</b> | <b>\$7,750,000</b>         |

**Basis for Cost Estimates:** Department of Public Works Engineering

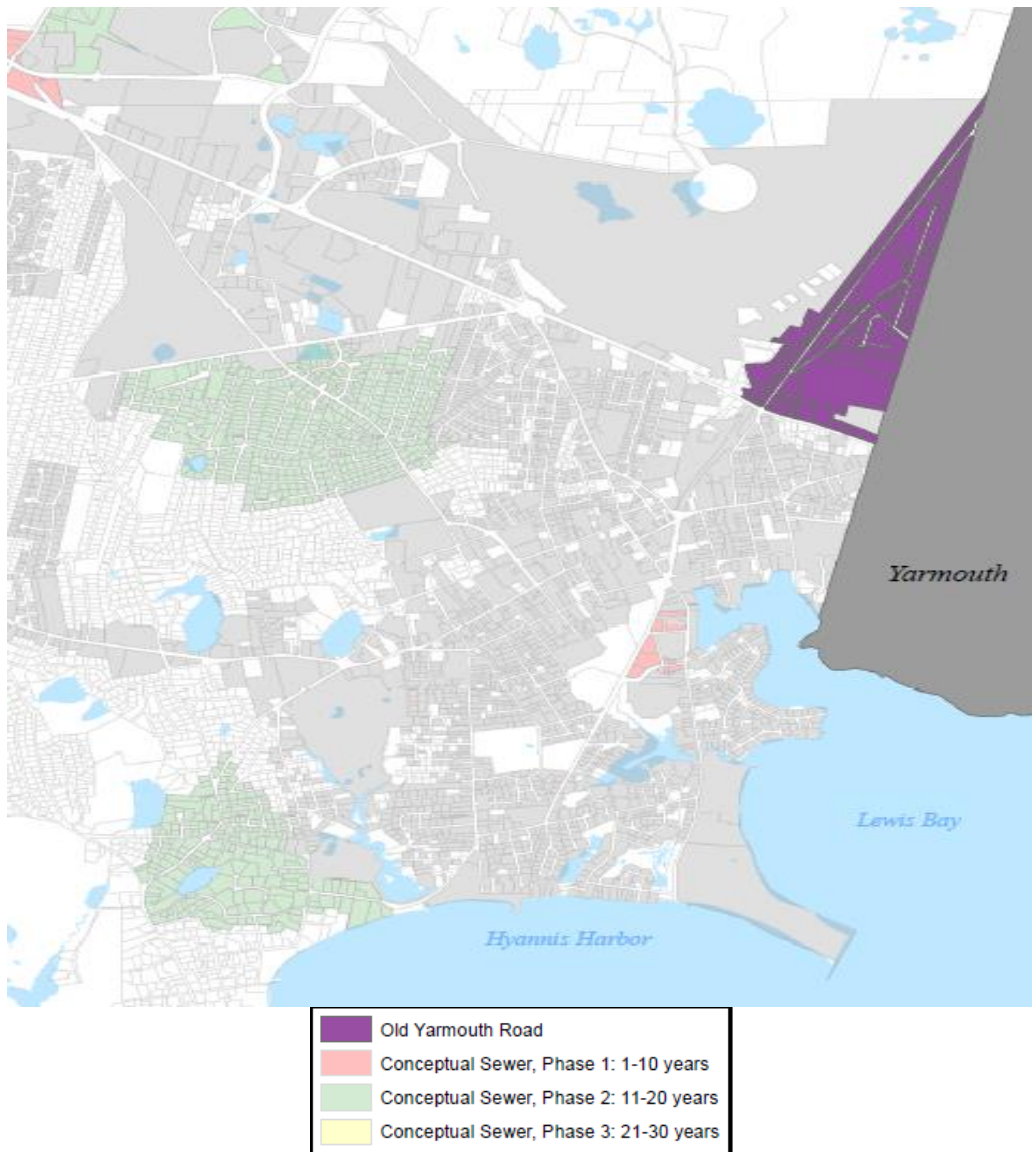
|   |      |                                     |    |                              |    |
|---|------|-------------------------------------|----|------------------------------|----|
| <b>Project Estimated Completion Date:</b> | 2023 | <b>Design &amp; Permit (months)</b> | 36 | <b>Construction (months)</b> | 24 |
| (survey),                                 | 2025 |                                     |    |                              |    |
| (design/permitting)                       | 2027 |                                     |    |                              |    |
| (construction)                            |      |                                     |    |                              |    |

**Cost/Description FY 2023 and Follow-On Years:**

| Fiscal Year | Cost        | Project Description/Components |
|-------------|-------------|--------------------------------|
| 2023        | \$275,000   | Survey and Preliminary Design  |
| 2024        | \$600,000   | Final Design and Permitting    |
| 2025        | -           | -                              |
| 2026        | \$7,150,000 | Construction                   |

**Source of Funding:** Sewer Construction and Private Way Fund Reserves. Design/permitting is not eligible for State Revolving Fund (SRF) funding. Construction may be eligible for SRF funding and funding from the Cape Cod and Islands Water Protection Fund.

**Operating Budget Impact now or in future:** This request is for engineering. Construction of the project will increase routine maintenance for the WPCD because of the new infrastructure being added to the system. Construction of the project will increase WPCD operating costs because of increased routine maintenance, personnel needs, electricity, etc. associated with the new infrastructure. Revenue will be generated in the form of sewer assessments and sewer usage fees. Construction is anticipated to be completed in FY 2027 so operating expenses and revenue is not projected until the following year.



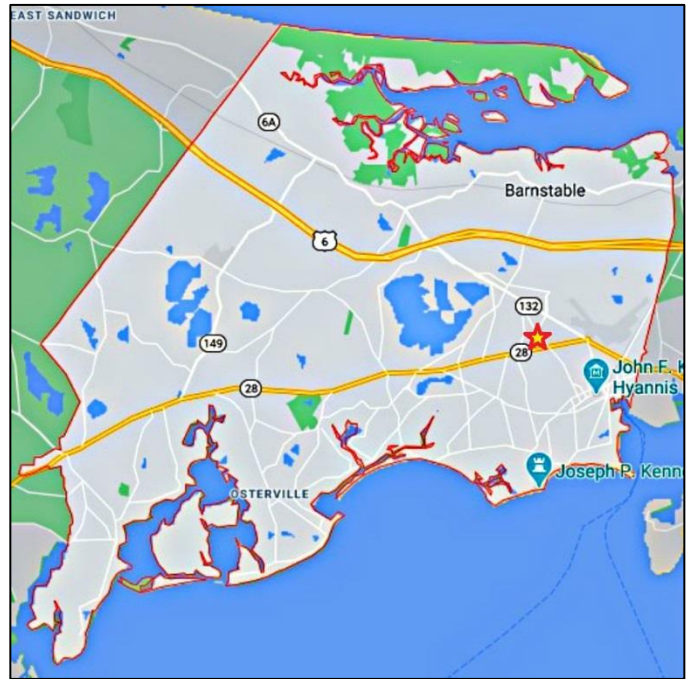


**Project Working Title:** Nitrogen Removal Improvements at WPCF

**Project Location:** 617 Bearses Way Hyannis, MA 02601

**Project Description:** This project involves improvements to the Wastewater Pollution Control Facility process in order to reduce the average total nitrogen concentration of the treated effluent discharge from the facility to an average of 3 mg/L or less. This request is for design and permitting of the project.

**Project Justification:** The WPCF is currently permitted to discharge treated effluent at a maximum nitrogen concentrations of 10 mg/L. The average concentration achieved by the facility is currently 6 mg/L. The intent of this project is to reduce this concentration to an average of 3 mg/L or less. The Town’s Comprehensive Wastewater Management Plan (CWMP) calls for an additional 2.1 MGD wastewater to be treated at the WPCF over the next thirty years. Reducing nitrogen concentration in plant effluent will reduce the total nitrogen load to the Lewis Bay watershed and minimize the number of required sewer projects in the Hyannis area to offset the nitrogen load. Additionally, reduced nitrogen concentrations will expand the Town’s options for alternative effluent disposal sites. This project is identified in the Town’s CWMP.



**Impact of Denial/Postponement:** The Town will continue to treat to a total nitrogen concentration of 6 mg/L, limiting the ability to find viable alternative effluent disposal locations and potentially requirement further sewer expansion within Lewis Bay Watershed.

| Project Cost Estimates:     |                     | FY 2023            | Future FY           |
|-----------------------------|---------------------|--------------------|---------------------|
|                             | Design & Permitting |                    | \$3,000,000         |
| Construction or Acquisition |                     | -                  | \$30,000,000        |
| Project Management          |                     | -                  | \$1,000,000         |
| Project Contingency         |                     | -                  | \$4,000,000         |
| <b>Total Project Cost</b>   |                     | <b>\$3,000,000</b> | <b>\$35,000,000</b> |

**Basis for Cost Estimates:** Based on budgetary estimates provided by consultant.

|  |                                     |    |                              |    |
|--|-------------------------------------|----|------------------------------|----|
| <b>Project Estimated Completion Date:</b> 2023 (evaluation), 2025 (design/permitting), 2027 (construction) | <b>Design &amp; Permit (months)</b> | 24 | <b>Construction (months)</b> | 24 |
|--|-------------------------------------|----|------------------------------|----|

| Cost/Description FY 2023 and Follow-On Years: |              |                                |
|---|--------------|--------------------------------|
| Fiscal Year                                   | Cost         | Project Description/Components |
| 2023  | \$3,000,000  | Design and Permitting          |
| 2024  | -            | -                              |
| 2025  | \$35,000,000 | Construction                   |

**Source of Funding:** Sewer Construction and Private Way Fund Bond Issue. Design/permitting is not eligible for State Revolving Fund (SRF) funding. Construction may be eligible for SRF funding and funding from the Cape Cod and Islands Water Protection Fund.



**Operating Budget Impact now or in future:** This request is for engineering. Construction will result in increased costs including routine maintenance, electricity, personnel, etc. for the WPCD. These costs will not be known until the on-going evaluation is completed and a technology is selected.



Clarifiers at the Wastewater Pollution Control Facility

## Water Pollution Control Enterprise Fund Project Descriptions

PROJECT: WPC-23

DEPARTMENT PRIORITY: 1 of 9

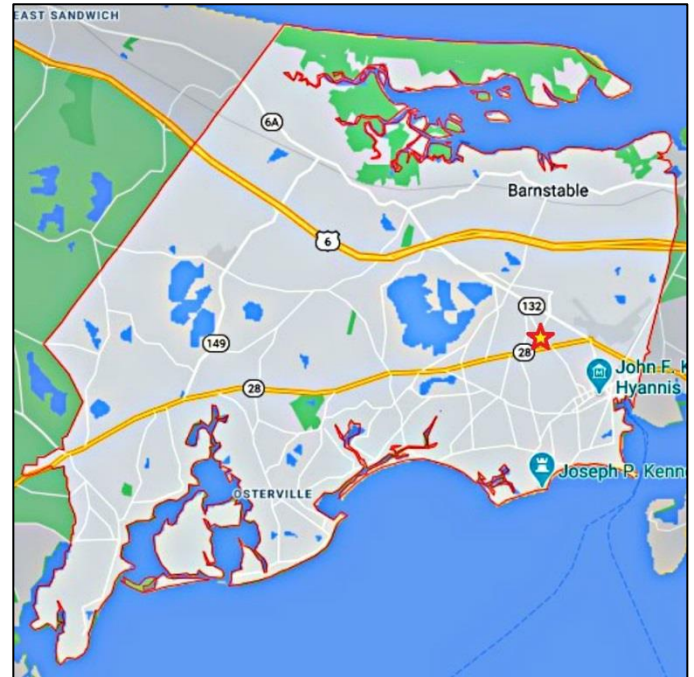
2022-086

**Project Working Title:** Pump Station Rehabilitation Program

**Project Location:** 617 Bearses Way Hyannis, MA 02601

**Project Description:** The purpose of this project is to carry out critical repairs to the Town’s sewage pump stations as identified in the Town’s 2019 Wastewater Pump Station Asset Management Plan. The focus in FY23 is the rehabilitation of the Old Colony Pump Station. The rehabilitation effort at the Old Colony Pump Station is comprehensive and includes structural, mechanical, electrical, HVAC improvements. This request may cover the cost of design and construction of repairs to other WPCD pump stations as immediate needs arise.

**Project Justification:** The 2019 Wastewater Pump Station Asset Management Plan evaluated 27 Town-owned sewage pump stations and prioritized the necessary improvements over a 20-year planning cycle. The pump stations were evaluated based on equipment condition, age, capacity, coastal resiliency, and energy efficiency. Necessary repairs were prioritized based on the likelihood and consequence of pump station failure. This request targets improvements that are deemed critical and in need of immediate repair. The Old Colony Pump Station serves downtown Hyannis and the surrounding area, pumping up to 800,000 gallons of sewage per day to the Barnstable Water Pollution Control Facility. The station was constructed in 1989 and most of the equipment has outlived its useful life. The discharge piping in the wet well is severely corroded and pipe failure is imminent. Ventilation improvements are required to prevent future corrosion from occurring. The pumps suffer from chronic clogging and will be upgraded to a “non-clog” style of pump with improved electrical efficiency. New lighting systems will also improve the electrical efficiency of the pump station. These improvements will extend the useful life of the Old Colony Pump Station by approximately 30 years.



**Impact of Denial/Postponement:** If this project were not funded, critical components of the Town’s sewage pump stations would be at increased risk of failure. Pump station failure could result in sanitary sewer overflow into Town roadways, waterways, or into private properties, putting public health at risk.

| Project Cost Estimates: |                             | FY 2023            | Future FY          |
|-------------------------|-----------------------------|--------------------|--------------------|
|                         | Design & Permitting         | -                  | \$300,000          |
|                         | Construction or Acquisition | \$2,175,000        | \$2,800,000        |
|                         | Project Management          | \$274,000          | \$350,000          |
|                         | Project Contingency         | \$411,000          | \$450,000          |
|                         | <b>Total Project Cost</b>   | <b>\$2,860,000</b> | <b>\$3,900,000</b> |

**Basis for Cost Estimates:** Engineers Cost Estimate


| Project Estimated Completion Date: FY 2023    |             | Design & Permit (months)       | 1 | Construction (months) | 12 |
|---|-------------|--------------------------------|---|-----------------------|----|
| Cost/Description FY 2023 and Follow-On Years: |             |                                |   |                       |    |
| Fiscal Year                                   | Cost        | Project Description/Components |   |                       |    |
| 2023  | \$2,860,000 | Pump Station Rehabilitation    |   |                       |    |



|      |             |                             |
|------|-------------|-----------------------------|
| 2024 | \$1,100,000 | Pump Station Rehabilitation |
| 2025 | \$550,000   | Pump Station Rehabilitation |
| 2026 | \$950,000   | Pump Station Rehabilitation |
| 2027 | \$1,300,000 | Pump Station Rehabilitation |


**Source of Funding:** Water Pollution Control Enterprise Fund Bond Issue. An application has been submitted to the Clean Water State Revolving Fund for a low interest loan, which may be eligible for principal forgiveness. Subsidies may also be available from the Cape and Islands Water Protection Fund.

**Operating Budget Impact now or in future:** This project will reduce the amount of labor required to unclog pumps. Upgrading the HVAC systems will help prevent corrosion in the wet well which will help improve the longevity of the pump station equipment. Electrical efficiency improvements will reduce electric usage.



OCPS wet well pipe and pipe support corrosion.





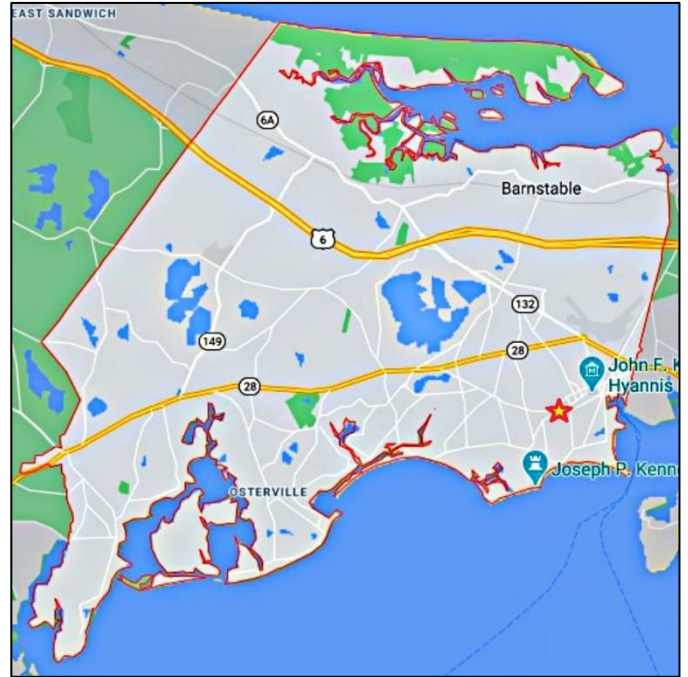
OCPS wet well electrical conduit corrosion

**Project Working Title:** 720 Main Street Pump Station Replacement

**Project Location:** 725 Main Street Hyannis, MA 02601

**Project Description:** This project request is for construction of a new pump station at 725 Main Street to replace the existing 720 Main Street Pump Station. Modification of existing sewers to redirect flow from Sea Street to the new pump station to address capacity concerns with South Street sewers.

**Project Justification:** The 720 Main Street Pump Station was constructed in 1972. The pump station serves sewers in the areas of West Main Street and Greenwood Avenue. Because of its age, this station is in poor condition and has reached the end of its design life. The pump station has reached its pumping capacity and no new flows can be accepted at this pump station at this time. The Town’s 2019 Pump Station Asset Management Plan calls for the replacement of this pump station. Replacing this pump station with a larger pump station and redirecting sewer flow from the intersection of South Street and Sea Street to the new pump station provides the Town an opportunity to avoid a \$4,000,000 pipe replacement project on South Street, which would cause major traffic disruptions on South Street for approximately one year. By shedding flow from the South Street sewers and delivering it to the new pump station, the South Street sewers will have sufficient capacity for future build out and those sewers could be relined rather than replaced. This project allows the Town to address both the condition and capacity of the 720 Main Street Pump Station and the capacity of the South Street sewers in one project. This project resolves all remaining capacity issues within the Growth Incentive Zone (GIZ) in Hyannis.



**Impact of Denial/Postponement:** If this project is not approved, the 720 Main Street Pump Station will remain at capacity and no new flows would be accepted for properties feeding this pump station. South Street sewers would need to be replaced to address existing capacity concerns in downtown Hyannis at a cost of over \$4,000,000. Critical improvements would still be required for the existing 720 Main Street Pump Station.

| Project Cost Estimates:   | FY 2023                     |             | Future FY |
|---------------------------|-----------------------------|-------------|-----------|
|                           | Construction or Acquisition | \$7,400,000 | -         |
| Project Management        | \$850,000                   | -           |           |
| Project Contingency       | \$2,450,000                 | -           |           |
| All Other Cost            | \$300,000                   | -           |           |
| <b>Total Project Cost</b> | <b>\$11,000,000</b>         | <b>-</b>    |           |

**Basis for Cost Estimates:** Engineers Cost Estimate. This estimate includes money to pay for appraised value of the land as called for in the property’s deed restriction.

| <b>Project Estimated Completion Date:</b> FY 2024    |              | <b>Design &amp; Permit (months)</b>       | 2 | <b>Construction (months)</b> | 24 |
|--|--------------|---|---|------------------------------|----|
| <b>Cost/Description FY 2023 and Follow-On Years:</b> |              |   |   |                              |    |
| Fiscal Year  | Cost         | Project Description/Components            |   |                              |    |
| 2023   | \$11,000,000 | 725 Main Street Pump Station Construction |   |                              |    |



**Source of Funding:** Water Pollution Control Enterprise Bond Issue. An application has been submitted to the Clean Water State Revolving Fund for a low interest loan, which may be eligible for principal forgiveness. Subsidies may be available from the Cape and Islands Water Protection Fund. This project would negate the need for a previously approved pipe replacement project on South Street. The balance of the previously approved South Street Sewer Rehab project (CIP #2019-134, \$4,019,000) can be reallocated to this project budget.

**Operating Budget Impact now or in future:** This project will reduce reactive maintenance related to the upkeep of an aging pump station. A slight increase in electrical usage can be anticipated as part of this project, as the building footprint will be larger than the existing station. This will increase heating and ventilation costs. The upsized pump system will also increase the amount of electricity used at this station.

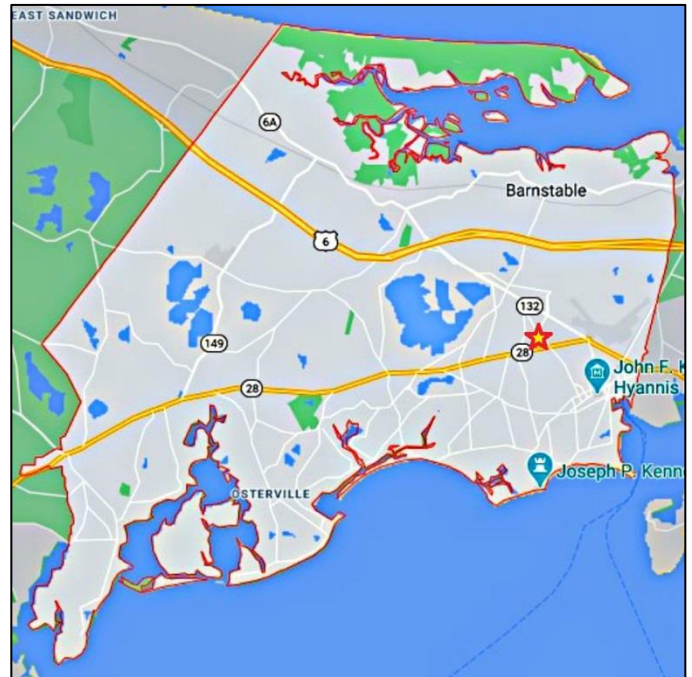


Existing 720 Main Street Pump Station

**Project Working Title:** Water Pollution Control Facility Improvements

**Project Location:** 617 Bearses Way Hyannis, MA 02601

**Project Description:** The purpose of this project is to carry out critical repairs to the Town’s Water Pollution Control Facility over a five-year period as identified in the Town’s 2021 Water Pollution Control Facility Asset Management Plan. While many major components of the WPCF have been upgraded in recent years, this project will focus on improving all other supporting equipment that is at or past the end of its anticipated design life and in need of immediate replacement. Areas of work include sludge pumping rooms, effluent pumps, plant water system, office spaces, chemical transfer pumps, and other parts of the wastewater treatment process. The identified improvements include structural, architectural, electrical, mechanical, HVAC and process improvements to the facility. This request (Year 1) is to fund the design of repairs scheduled for Year 2 and Year 3 of this program.



**Project Justification:** The Barnstable Water Pollution Control Facility was originally constructed in the 1930’s and has been upgraded numerous times since. The most comprehensive upgrade occurred in 1980, and many of those processes continue to operate today. In order to ensure that the plant can continue to operate to its peak potential as equipment approaches the end of its design life, the Town carried out an Asset Management evaluation for the Water Pollution Control Facility. This grant-funded project identified approximately \$4,000,000 in improvements to be carried out over the next five years. Carrying out these, improvements will extend the useful life of all remaining plant equipment by at least twenty years and will put the Town in excellent position to accommodate the new flows proposed in the Town’s Comprehensive Wastewater Management Plan (CWMP). The WPCD is also carrying out a facility study (required by MassDEP) that will cover the next 30 years of plant operation while factoring in the future flows and loads of the CWMP. By acting upon the recommended improvements of the 2021 Asset Management Plan, the WPCD will be able to summarize those improvements within the 30-year facility plan and reduce the overall level of effort and cost of that project.

**Impact of Denial/Postponement:** If this project is not approved, equipment will continue to operate past its expected design life. Facility staff will continue to fix things as they break which could result in extended equipment downtime and an increased likelihood of a DEP Groundwater Discharge Permit Violation.

| Project Cost Estimates:     |                     | FY 2023          | Future FY          |
|-----------------------------|---------------------|------------------|--------------------|
|                             | Design & Permitting |                  | \$330,000          |
| Construction or Acquisition |                     | -                | \$3,029,000        |
| Project Management          |                     | -                | \$375,000          |
| Project Contingency         |                     | -                | \$375,000          |
| <b>Total Project Cost</b>   |                     | <b>\$330,000</b> | <b>\$3,779,000</b> |

**Basis for Cost Estimates:** Engineers Cost Estimate



| <b>Project Estimated Completion Date: FY 2023</b>    |             | <b>Design &amp; Permit (months)</b>                               | 9 | <b>Construction (months)</b> | - |
|--|-------------|---|---|------------------------------|---|
| <b>Cost/Description FY 2023 and Follow-On Years:</b> |             |   |   |                              |   |
| <b>Fiscal Year</b>                                   | <b>Cost</b> | <b>Project Description/Components</b>                             |   |                              |   |
| 2023   | \$330,000   | Year 1: Design of Year 2 and Year 3 Improvements                  |   |                              |   |
| 2024   | \$1,009,000 | Year 2: Improvements to Primary and Secondary Pump Rooms          |   |                              |   |
| 2025   | \$1,212,000 | Year 3: Improvements to Office Building and Effluent Pump Rooms   |   |                              |   |
| 2026   | \$925,000   | Year 4: Improvements to Headworks Building and Mechanics Building |   |                              |   |
| 2027   | \$633,000   | Year 5: Improvements to Secondary Clarifier #3                    |   |                              |   |

**Source of Funding:** Water Pollution Control Enterprise Fund Bond Issue. Construction may be eligible for State Revolving Fund (SRF) funding and funding from the Cape Cod and Islands Water Protection Fund.

**Operating Budget Impact now or in future:** Routine preventative maintenance will continue with less time spent carrying out reactive maintenance and equipment repair.



Plant water system, installed in 1980



WPCD Effluent Pumps, installed in 1980

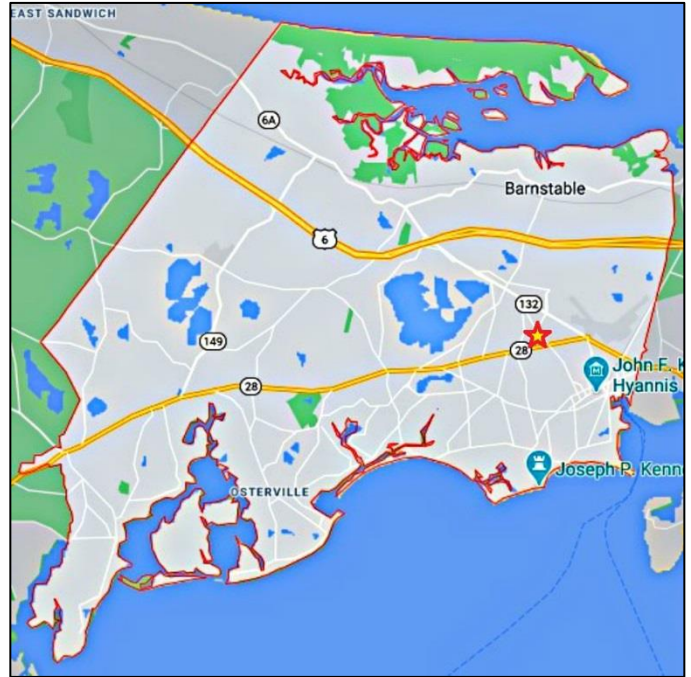


**Project Working Title:** Sewer System Rehabilitation – Infiltration and Inflow Removal

**Project Location:** 617 Bearses Way Hyannis, MA 02601

**Project Description:** The purpose of this project is to carry out sewer rehabilitation targeting areas within the existing sewer collection system that are in need of repair. Efforts will include pipe relining, pipe replacement, and manhole rehabilitation. This project targets sources of infiltration and inflow into the Town’s sewer system.

**Project Justification:** The Town’s sewer collection system dates back to 1935 and is in need of targeted rehabilitation in certain areas. As part of the Town’s infiltration and inflow analysis and subsequent sewer system evaluation survey (SSES) work, several pipe defects have been located. These include cracks in pipes, manhole defects, cross connections between stormwater and sewer infrastructure, and other related issues. Repairs targeting sources of infiltration and inflow will reduce the amount of stormwater unnecessarily transported, treated, and disposed of at the WPCF. These repairs will free up pipe capacity, pump station capacity, treatment capacity, and disposal capacity at the WPCF. This will reduce the impact of severe storms on the wastewater treatment process by alleviating large spikes in flow during wet weather events.



**Impact of Denial/Postponement:** If left unfunded, sewer repairs will be deferred until funding is made available. Sources of infiltration and inflow would remain in place, meaning that storm water will continue to find its way into the sewer system, taking up existing system capacity and creating operational issues during wet weather events.

| Project Cost Estimates: |                             | FY 2023          | Future FY        |
|-------------------------|-----------------------------|------------------|------------------|
|                         | Design & Permitting         | \$50,000         | -                |
|                         | Construction or Acquisition | \$450,000        | \$563,889        |
|                         | Project Management          | \$80,000         | -                |
|                         | Project Contingency         | \$130,000        | \$161,111        |
|                         | All Other Cost              | \$50,000         | -                |
|                         | <b>Total Project Cost</b>   | <b>\$760,000</b> | <b>\$725,000</b> |

**Basis for Cost Estimates:** Engineers Cost Estimate, which Includes Police Details for Construction Work.

| Project Estimated Completion Date:                   | Design & Permit (months) | 3  | Construction (months) | 12 |
|--|--------------------------|--|-----------------------|----|
| <b>Cost/Description FY 2023 and Follow-On Years:</b> |                          |  |                       |    |
| Fiscal Year  | Cost                     | Project Description/Components           |                       |    |
| 2023   | \$760,000                | Sewer System Rehabilitation              |                       |    |
| 2024   | -                        | -  |                       |    |
| 2025   | \$225,000                | Rehabilitation of Barnstable Road Sewers |                       |    |
| 2026   | -                        | -  |                       |    |
| 2027   | \$500,000                | Reline South Street Sewers               |                       |    |

**Source of Funding:** Water Pollution Control Enterprise Fund Bond Issue. An application has been submitted to the Clean

Water State Revolving Fund for a low interest loan, which may be eligible for principal forgiveness. Subsidies may be available from the Cape and Islands Water Protection Fund.

**Operating Budget Impact now or in future:** This project will reduce the amount of stormwater entering the sewer system and will reduce pump runtimes during wet weather events resulting in a slight decrease in electrical usage and wear and tear on pump equipment. Flows to the plant should decrease during wet weather events reducing the effect of these events on the treatment process while freeing up disposal capacity.



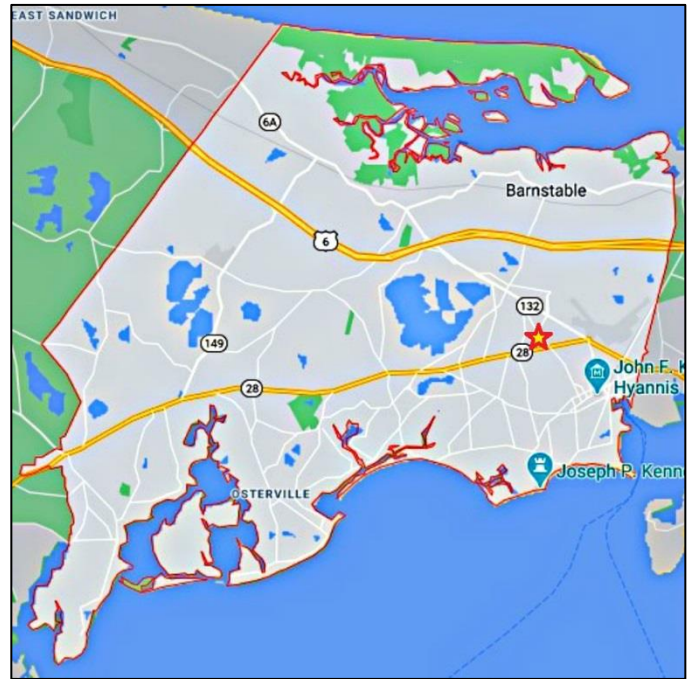
Smoke testing involves blowing smoke into the sewer system to help locate sewer defects. This photo shows an area where smoke is escaping from the sidewalk during smoke testing, indicating that a pipe defect exists in this area.

**Project Working Title:** Truck 247 Replacement

**Project Location:** 617 Bearses Way Hyannis, MA 02601

**Project Description:** Replacement of Crane Truck 247

**Project Justification:** Crane Truck 247 was purchased in 2007 and will be 15 years old at the time of replacement. The truck is equipped with a crane used for hoisting pumps and equipment and is heavily relied upon in order to perform maintenance at submersible pump stations. Submersible pump stations are pump stations where the pumps are situated at the bottom of the sewage collection tank. The Town currently maintains 13 submersible pump stations, and several more are planned to be constructed as part of the Town’s Comprehensive Wastewater Management Plan. The truck has experienced a large amount of wear and tear, is showing advanced signs of corrosion, and has been recommended for replacement by DPW Highway Fleet Maintenance.



**Impact of Denial/Postponement:** If left unfunded, the condition of this important truck will continue to deteriorate leading to significant downtime while the truck is being repaired. This could hinder the WPCD’s ability to respond to emergencies at the Town’s pump stations and wastewater treatment plant.

|                                |                                    |                |                  |
|--------------------------------|------------------------------------|----------------|------------------|
| <b>Project Cost Estimates:</b> |                                    | <b>FY 2023</b> | <b>Future FY</b> |
|                                | <b>Construction or Acquisition</b> | \$165,000      | -                |
|                                | <b>Total Project Cost</b>          | \$165,000      | -                |

**Basis for Cost Estimates:** In House Cost Estimate

|   |                                     |   |                              |   |
|---|-------------------------------------|---|------------------------------|---|
| <b>Project Estimated Completion Date:</b> FY 2022 | <b>Design &amp; Permit (months)</b> | - | <b>Construction (months)</b> | 6 |
|---|-------------------------------------|---|------------------------------|---|

| <b>Cost/Description FY 2023 and Follow-On Years:</b> |             |                                       |
|--|-------------|---------------------------------------|
| <b>Fiscal Year</b>                                   | <b>Cost</b> | <b>Project Description/Components</b> |
| 2023   | \$165,000   | Purchase of new crane truck 247       |

**Source of Funding:** Water Pollution Control Enterprise Fund Reserves

**Operating Budget Impact now or in future:** Less vehicle maintenance can be expected during the first five to six years of service. There will be less reactive maintenance and downtime for Truck 247, ensuring that it will be available for maintenance and emergency response. This increased size of this truck and reach of the crane will help serve larger sized submersible pump stations, allowing for more design flexibility for CWMP projects.





Crane Truck 247

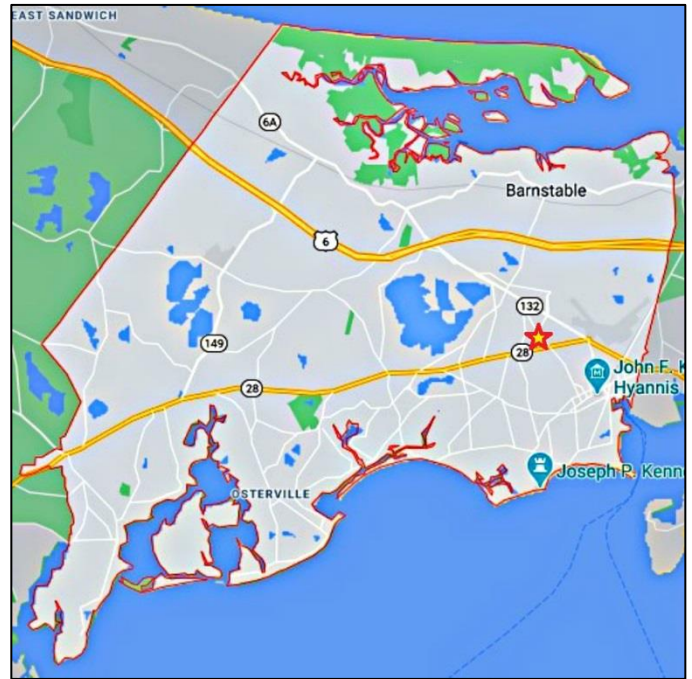
**Project Working Title:** Truck 254 Replacement

**Project Location:** 617 Bearses Way Hyannis, MA 02601

**Project Description:** Replacement of Truck 254 with a new ¾-ton pickup.

**Project Justification:** Truck 254 was purchased in 2006 and is showing increased signs of rust, wear and tear. It has been recommended by DPW Highway Fleet Maintenance that this truck be replaced as soon as possible. The truck will be traded in and replaced with a ¾ pickup truck with a utility body and plow. This truck is used to support the operation and maintenance of the sewer collection system and Water Pollution Control Facility.

**Impact of Denial/Postponement:** Truck 254 will be 16 years old at the time of replacement. It is likely that this truck could fail in the future if not replaced. This would leave WPCD staff without adequate transportation for routine maintenance.



|                                |                                    |                |                  |
|--------------------------------|------------------------------------|----------------|------------------|
| <b>Project Cost Estimates:</b> |                                    | <b>FY 2023</b> | <b>Future FY</b> |
|                                | <b>Construction or Acquisition</b> | \$70,000       | -                |
|                                | <b>Total Project Cost</b>          | \$70,000       | -                |

**Basis for Cost Estimates:** In House Estimate based off of recent truck purchases

|  |                                     |                                       |                              |   |
|--|-------------------------------------|---------------------------------------|------------------------------|---|
| <b>Project Estimated Completion Date:</b> FY 2022    | <b>Design &amp; Permit (months)</b> | -                                     | <b>Construction (months)</b> | 3 |
| <b>Cost/Description FY 2023 and Follow-On Years:</b> |                                     |                                       |                              |   |
| <b>Fiscal Year</b>                                   | <b>Cost</b>                         | <b>Project Description/Components</b> |                              |   |
| 2023   | \$70,000                            | Truck 254 Replacement                 |                              |   |

**Source of Funding:** Water Pollution Control Enterprise Fund Reserve

**Operating Budget Impact now or in future:** There will be less reactive maintenance and downtime for Truck 247, ensuring that it will be available for maintenance and emergency response.





Truck 254



Example of corrosion on Truck 254

## Water Supply Enterprise Fund Projects Descriptions

PROJECT: WS-23

DEPARTMENT PRIORITY: 1 of 7

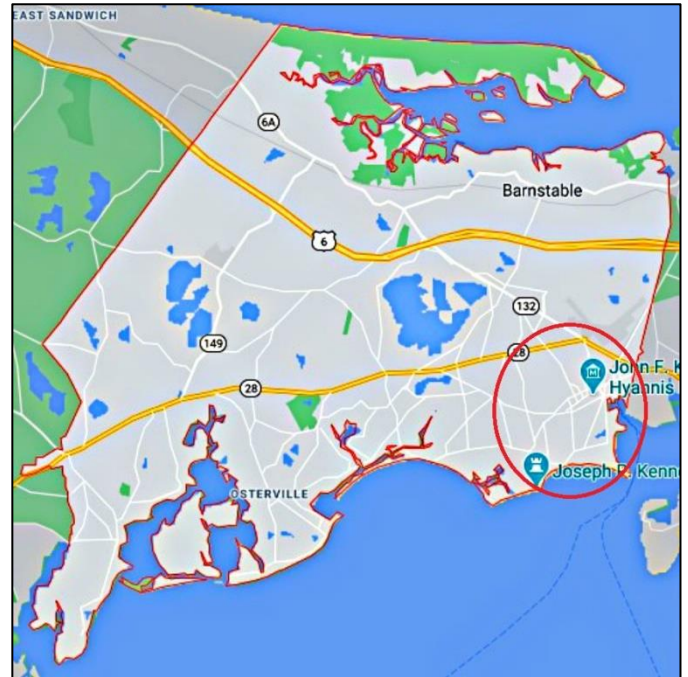
2022-092

**Project Working Title:** Pipe Replacement and Upgrade Program

**Project Location:** The drinking water distribution system for Hyannis, Hyannis Port, and West Hyannis Port.

**Project Description:** This is a continuation of a 30 year, phased, pipe replacement and upgrade program for the Hyannis Water System; as recommended by Weston & Sampson Engineering, Inc. in their April 2007 Master Plan.

**Project Justification:** It is important to implement a structured program to replace and upgrade the water pipes in the distribution system, some of which are over 100 years old. This program is in addition to the routine maintenance and repair program to be performed by the contracted water system operator. The proposed capital budget for this pipe replacement and upgrade program is \$1,050,000 per year, and includes a capially funded water works project manager to oversee and implement this program. This continuing project will ensure the long-term ability of the Hyannis Water System to provide sufficient drinking water and fire readiness protection for all its customers.



**Impact of Denial/Postponement:** Water distribution capacity will continue to be less reliable over time, which would limit water supply availability during emergencies, for existing customers, and preclude the ability for economic growth.

| Project Cost Estimates: |                             | FY 2023            | Future FY          |
|-------------------------|-----------------------------|--------------------|--------------------|
|                         | Design & Permitting         | \$75,000           | \$300,000          |
|                         | Construction or Acquisition | \$975,000          | \$3,900,000        |
|                         | <b>Total Project Cost</b>   | <b>\$1,050,000</b> | <b>\$4,200,000</b> |

**Basis for Cost Estimates:** Previous years' experience.

| Project Estimated Completion Date: FY 2023           |             | Design & Permit (months)       | 4 | Construction (months) | 8 |
|--|-------------|--------------------------------|---|-----------------------|---|
| <b>Cost/Description FY 2023 and Follow-On Years:</b> |             |                                |   |                       |   |
| Fiscal Year  | Cost        | Project Description/Components |   |                       |   |
| 2023   | \$1,050,000 | Design & Construction          |   |                       |   |
| 2024   | \$1,050,000 | Design & Construction          |   |                       |   |
| 2025   | \$1,050,000 | Design & Construction          |   |                       |   |
| 2026   | \$1,050,000 | Design & Construction          |   |                       |   |
| 2027   | \$1,050,000 | Design & Construction          |   |                       |   |

**Source of Funding:** Water Supply Enterprise Fund Bond Issue

**Operating Budget Impact now or in future:** The synergies of executing this project in conjunction with the sewer expansion program will result in construction cost savings.





Pipe Replacement Project

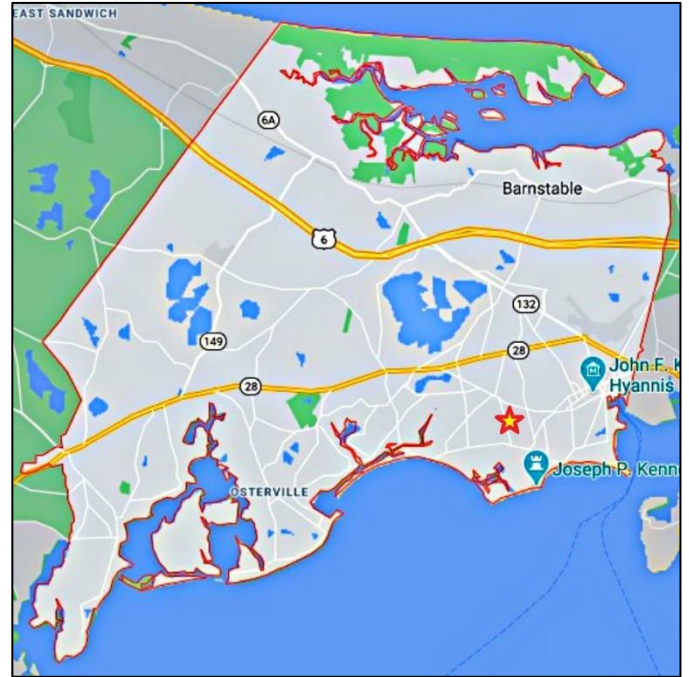


**Project Working Title:** Straightway Filtration Plant Design

**Project Location:** Straightway Treatment Plant, 217 Straightway, Hyannis 02601

**Project Description:** This CIP will fund the preliminary and final design of the new filtration facility at the Straightway location.

**Project Justification:** This CIP is the next phase regarding the implementation of the recommendations put forward in the new sources alternatives evaluation report, produced by Weston & Sampson Engineers in March 2019. One of the recommendations was to provide for additional treatment of the Straightway wells to improve water quality. Kleinfelder explored this option in more detail in a report; Evaluation of Treatment Options for Straightway and Hyannis Port Facilities dated August 2020. Currently, Kleinfelder is wrapping-up the most current phase of the project, pilot testing of the recommended water treatment techniques, and finalizing the pilot testing report. This CIP will fund the preliminary and final design of the new filtration facility at the Straightway location.



**Impact of Denial/Postponement:** Water supply capacity and quality is severely curtailed by not treating these wells for 1, 4 Dioxane and Iron & manganese removal. The interim carbon filters are outside and can only operate in the summer season, which provides a strain on water supply operations.

| Project Cost Estimates: |                             | FY 2023            | Future FY           |
|-------------------------|-----------------------------|--------------------|---------------------|
|                         | Design & Permitting         | \$1,000,000        | -                   |
|                         | Construction or Acquisition | -                  | \$15,000,000        |
|                         | <b>Total Project Cost</b>   | <b>\$1,000,000</b> | <b>\$15,000,000</b> |

**Basis for Cost Estimates:** The Kleinfelder report: "Evaluation of Treatment Options for Straightway and Hyannis Port Facilities"

| Project Estimated Completion Date: FY 2026    |              | Design & Permit (months)       | 24 | Construction (months) | 24 |
|---|--------------|--------------------------------|----|-----------------------|----|
| Cost/Description FY 2023 and Follow-On Years: |              |                                |    |                       |    |
| Fiscal Year                                   | Cost         | Project Description/Components |    |                       |    |
| 2023  | \$1,000,000  | Design                         |    |                       |    |
| 2024  | -            | -                              |    |                       |    |
| 2025  | \$15,000,000 | Construction                   |    |                       |    |

**Source of Funding:** Water Supply Enterprise Fund Bond Issue

**Operating Budget Impact now or in future:** Future materials like activated carbon, treatment chemicals will need to be purchased.

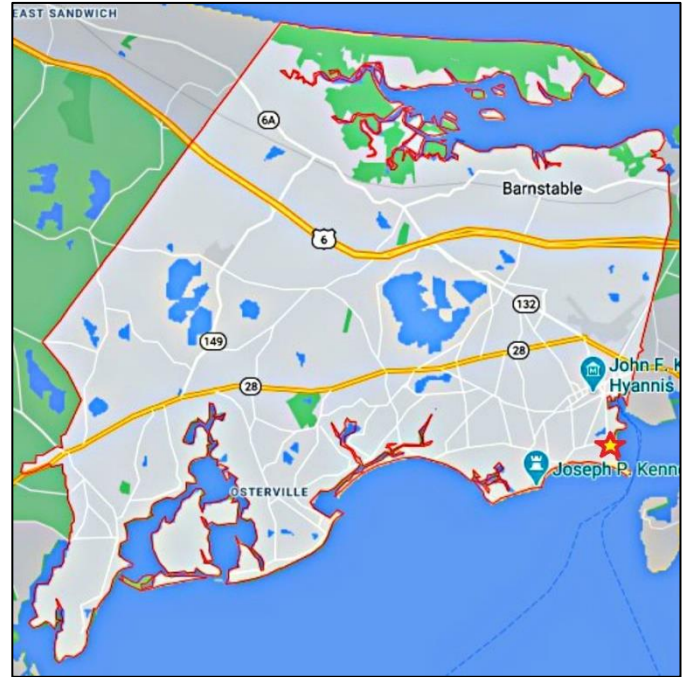
**Project Working Title:** Ocean Street Water Main Looping Project, Construction

**Project Location:** Ocean Street between the Yachtsman Condominium Complex and Kalmus Beach / Hawes Avenue in Hyannis.

**Project Description:** This CIP is a funding request for the construction of a water main on Ocean Street between the Yachtsman Condominium Complex and Kalmus Beach / Hawes Avenue.

**Project Justification:** This water main looping project will resolve water quality issues and improve fire flow by connecting two dead end water mains. Cost savings will be achieved by combining this project with the anticipated construction of a sidewalk on Ocean Street in the same location.

**Impact of Denial/Postponement:** The fire flow issues and water quality problems will continue to occur and construction cost will be higher in the future.



|                                |                                    |                  |                  |
|--------------------------------|------------------------------------|------------------|------------------|
| <b>Project Cost Estimates:</b> |                                    | <b>FY 2023</b>   | <b>Future FY</b> |
|                                | <b>Construction or Acquisition</b> | \$300,000        | -                |
|                                | <b>Project Contingency</b>         | \$118,000        | -                |
|                                | <b>All Other Cost</b>              | \$62,000         | -                |
|                                | <b>Total Project Cost</b>          | <b>\$480,000</b> | <b>-</b>         |

**Basis for Cost Estimates:** Previous years of experience

|  |             |                                       |   |                              |   |
|--|-------------|---------------------------------------|---|------------------------------|---|
| <b>Project Estimated Completion Date: FY 2023</b>    |             | <b>Design &amp; Permit (months)</b>   | 2 | <b>Construction (months)</b> | 2 |
| <b>Cost/Description FY 2023 and Follow-On Years:</b> |             |                                       |   |                              |   |
| <b>Fiscal Year</b>                                   | <b>Cost</b> | <b>Project Description/Components</b> |   |                              |   |
| 2023   | \$480,000   | Construction                          |   |                              |   |

**Source of Funding:** Water Supply Enterprise Fund Bond Issue

**Operating Budget Impact now or in future:** The synergies with this project are the combined construction efforts of the water main installation and the sidewalks construction.

**Project Working Title:** Wells, Pump Stations, Treatment Plant Repair and Upgrade Program

**Project Location:** Existing wells, pumping stations, water-treatment, and other facilities in the Hyannis Water System.

**Project Description:** This CIP is a continuation of the repairs and upgrades program started in FY 2007. With the exception of the Straightway Well #2, all of the wells were constructed in the early to mid-1970. The prior year's monies were used to install emergency generators, lighting, and fencing and implement paving improvements. Starting in FY 2014 the Hyannis Water Board approved the recommendation to implement a structured rehabilitation program dealing with major facility components needing upgrades or replacements. These facility components and cost allocations are: \$45,000 for buildings, \$40,000 for process control equipment, \$40,000 for safety and security components and \$45,000 for electrical equipment. Project management and oversight will be provided by a project engineer, partially funded out of this program in the amount of approximately \$30,000.

**Project Justification:** It is appropriate to implement a structured program to repair and upgrade the wells, pump stations, treatment plants and other Hyannis Water System facilities as many of these components are approximately 50 years old. This program is in addition to, and may supplement, the routine maintenance program to be performed by the contracted water system operator.

**Impact of Denial/Postponement:** Water supply and pumping capacity will become less reliable over time, thus limiting water supply availability for all customers, and during emergencies.

| Project Cost Estimates: |                             | FY 2023          | Future FY        |
|-------------------------|-----------------------------|------------------|------------------|
|                         | Design & Permitting         | \$20,000         | \$80,000         |
|                         | Construction or Acquisition | \$141,500        | \$566,000        |
|                         | Project Management          | \$30,000         | \$120,000        |
|                         | Project Contingency         | \$8,500          | \$34,000         |
|                         | <b>Total Project Cost</b>   | <b>\$200,000</b> | <b>\$800,000</b> |

**Basis for Cost Estimates:** Previous years' experience.

| Project Estimated Completion Date: FY 2023           |           | Design & Permit (months)       | 2 | Construction (months) | 10 |
|--|-----------|--------------------------------|---|-----------------------|----|
| <b>Cost/Description FY 2023 and Follow-On Years:</b> |           |                                |   |                       |    |
| Fiscal Year  | Cost      | Project Description/Components |   |                       |    |
| 2023   | \$200,000 | Design & Construction          |   |                       |    |
| 2024   | \$200,000 | Design & Construction          |   |                       |    |
| 2025   | \$200,000 | Design & Construction          |   |                       |    |
| 2026   | \$200,000 | Design & Construction          |   |                       |    |
| 2027   | \$200,000 | Design & Construction          |   |                       |    |

**Source of Funding:** Water Supply Enterprise Fund Reserves

**Operating Budget Impact now or in future:** No future materials will need to be purchased, and routine maintenance may be reduced.



Water Treatment Equipment

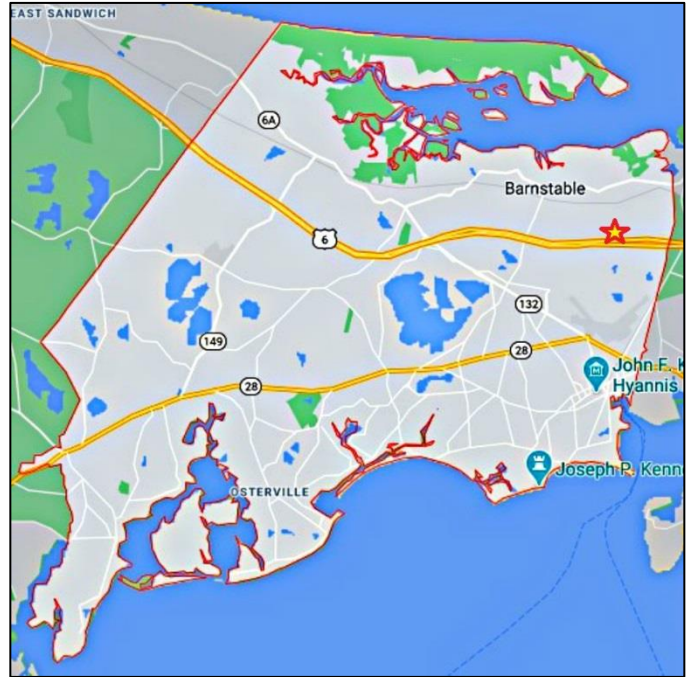


**Project Working Title:** Mary Dunn 1 Water Storage Tank Painting Project, Design

**Project Location:** Mary Dunn Water Storage Tanks, 1230 Mary Dunn Road, Barnstable 02630

**Project Description:** This CIP is a funding request for the design and bid documents related to the repair and painting of the Mary Dunn 1 water storage tank.

**Project Justification:** The Mary Dunn 1 water storage tank is in need of some minor repairs and a new coating on the interior and exterior of the tank. Advanced Solutions, dated March 30, 2021, described this issue in the tank inspection report. This 370,000-gallon tank was built in 1911 and is in good structural shape. It serves together with the Mary Dunn 2 tank (1,000,000 gallons) as the distribution water storage facility for the Hyannis Water System. The roof was replaced and site improvement work was done in 2018. This CIP is a funding request for the design and bid documents related to the repair and paint project.



**Impact of Denial/Postponement:** The Mary Dunn 1 water storage tank will continue to corrode and eventually start leaking. This water storage tank is critical for the Hyannis Water System when any maintenance or repairs need to be done on the Mary Dunn 2 water storage tank.

| Project Cost Estimates: |                             | FY 2023         | Future FY        |
|-------------------------|-----------------------------|-----------------|------------------|
|                         | Design & Permitting         | \$65,000        | -                |
|                         | Construction or Acquisition | -               | \$600,000        |
|                         | <b>Total Project Cost</b>   | <b>\$65,000</b> | <b>\$600,000</b> |

**Basis for Cost Estimates:** Dewberry Engineers Estimate

| Project Estimated Completion Date: FY 2025    |           | Design & Permit (months)       | 12 | Construction (months) | 12 |
|---|-----------|--------------------------------|----|-----------------------|----|
| Cost/Description FY 2023 and Follow-On Years: |           |                                |    |                       |    |
| Fiscal Year                                   | Cost      | Project Description/Components |    |                       |    |
| 2023  | \$65,000  | Design                         |    |                       |    |
| 2024  | \$600,000 | Construction                   |    |                       |    |

**Source of Funding:** Water Supply Enterprise Fund Reserves

**Operating Budget Impact now or in future:** This project will not reduce routine maintenance. No future materials will need to be purchased.

## Solid Waste Enterprise Fund Project Descriptions

PROJECT: SW-23

DEPARTMENT PRIORITY: 1 of 5

2022-097

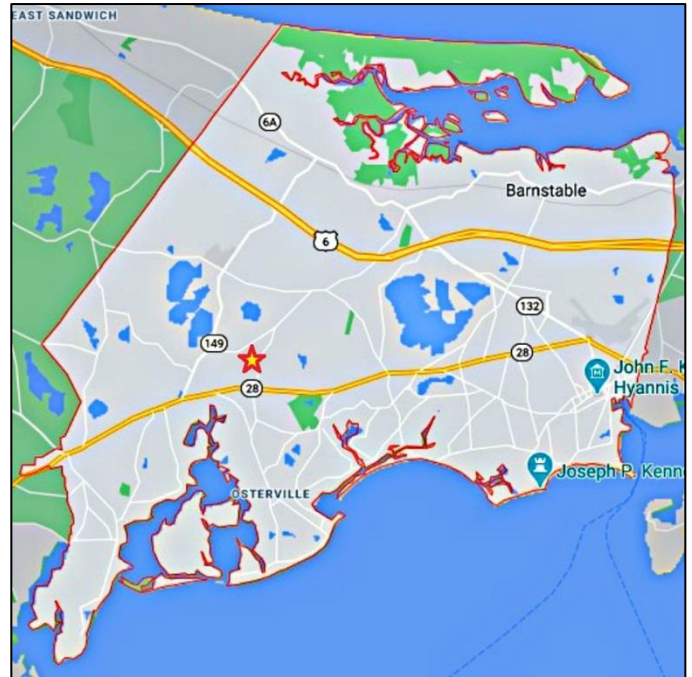
**Project Working Title:** Container Replacement (2 Units)

**Project Location:** Transfer Station & Recycling Center 45 Flint Street Marstons Mills, MA 02648

**Project Description:** Replacement of 2 Container Units

**Project Justification:** The containers compact household trash and recyclables for hauling and disposal. The current containers are nearing the end of their useful life and beginning to show wear & tear and deterioration. They have large areas of rust and corrosion, and their support structure and frames are beginning to be compromised. If the containers continue to deteriorate, they will reach a point where they are no longer safe to use.

**Impact of Denial/Postponement:** Denial or postponement of this request could severely impact efficient operations of the Transfer Station & Recycling Center. Containers are used to collect and compact household trash and recyclables in order to transport to other facilities. Without containers, we do not have a way to transfer material from the Transfer Station to any other facility. The number of containers we have to use is enough to keep material moving but does not leave much room for error. If containers are lost due to age and deterioration, we will not be able to keep up with the amount of material that residents dispose of.



| Project Cost Estimates: |                             | FY 2023         | Future FY        |
|-------------------------|-----------------------------|-----------------|------------------|
|                         | Construction or Acquisition | \$50,000        | \$250,000        |
|                         | <b>Total Project Cost</b>   | <b>\$50,000</b> | <b>\$250,000</b> |

**Basis for Cost Estimates:** Similar equipment purchased in FY 2022 and including potential increase to cost seen in other equipment purchased for the Transfer Station & Recycling Center.

| Project Estimated Completion Date: FY 2022           |          | Design & Permit (months)         | - | Construction (months) | - |
|--|----------|----------------------------------|---|-----------------------|---|
| <b>Cost/Description FY 2023 and Follow-On Years:</b> |          |                                  |   |                       |   |
| Fiscal Year  | Cost     | Project Description/Components   |   |                       |   |
| 2023   | \$50,000 | Replacement of 2 container units |   |                       |   |
| 2024   | \$55,000 | Replacement of 2 container units |   |                       |   |
| 2025   | \$60,000 | Replacement of 2 container units |   |                       |   |
| 2026   | \$65,000 | Replacement of 2 container units |   |                       |   |
| 2027   | \$70,000 | Replacement of 2 container units |   |                       |   |

**Source of Funding:** Solid Waste Enterprise Fund Reserves

**Operating Budget Impact now or in future:** The project can help with improved efficiencies and reduce the possibility of container failure, which would limit the ability to accept and transport materials. Welding and metal fabrication materials will be needed when the containers age and rust begins to show.





Transfer Station & Recycling Center Containers

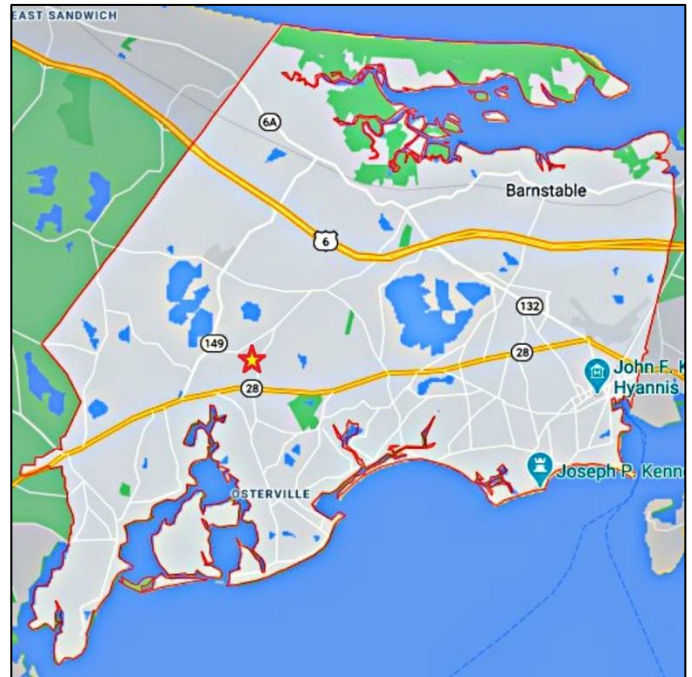
**Project Working Title:** Generator Replacement

**Project Location:** Transfer Station & Recycling Center 45 Flint Street Marstons Mills MA 02648

**Project Description:** Replacement of Generator for Transfer Station

**Project Justification:** The generator used for the trash and recycling compactors is over 15 years old, has reached its useful life expectancy, and is in need of replacement. We have added additional electrical infrastructure and the current generator is not sufficient to supply the electrical needs where it is needed.

**Impact of Denial/Postponement:** Denial or postponement of this request could severely affect efficient operations of the Transfer Station & Recycling Center. The current generator is used to power the compactor units in the MSW and Recycling Areas. Without a reliable generator, a power outage will result in closure of the facility for residents to dispose of household trash and recyclables. With an extended power outage, residents would have to store their trash and recyclables for longer periods.



|                                |                                    |                |                  |
|--------------------------------|------------------------------------|----------------|------------------|
| <b>Project Cost Estimates:</b> |                                    | <b>FY 2023</b> | <b>Future FY</b> |
|                                | <b>Construction or Acquisition</b> | \$130,000      | -                |
|                                | <b>Total Project Cost</b>          | \$130,000      | -                |

**Basis for Cost Estimates:** Solid Waste has obtained information on generator replacement through DPW Town Architect and their staff who have submitted and contracted out generator replacement projects over the last couple of years.

|  |                                     |  |                              |   |
|--|-------------------------------------|--|------------------------------|---|
| <b>Project Estimated Completion Date:</b> FY 2023    | <b>Design &amp; Permit (months)</b> | -  | <b>Construction (months)</b> | - |
| <b>Cost/Description FY 2023 and Follow-On Years:</b> |                                     |  |                              |   |
| <b>Fiscal Year</b>                                   | <b>Cost</b>                         | <b>Project Description/Components</b>        |                              |   |
| 2023   | \$130,000                           | Replacement of generator at Transfer Station |                              |   |

**Source of Funding:** Solid Waste Enterprise Fund Reserves

**Operating Budget Impact now or in future:** The project can help with improved efficiencies and reduce the possibility of closure due to power outage. Anticipated costs will be fuel needed to operate the generator and routine maintenance and any necessary repairs in the event of an unexpected breakdown.





Generator used for the trash and recycling compactors is over 15 years old

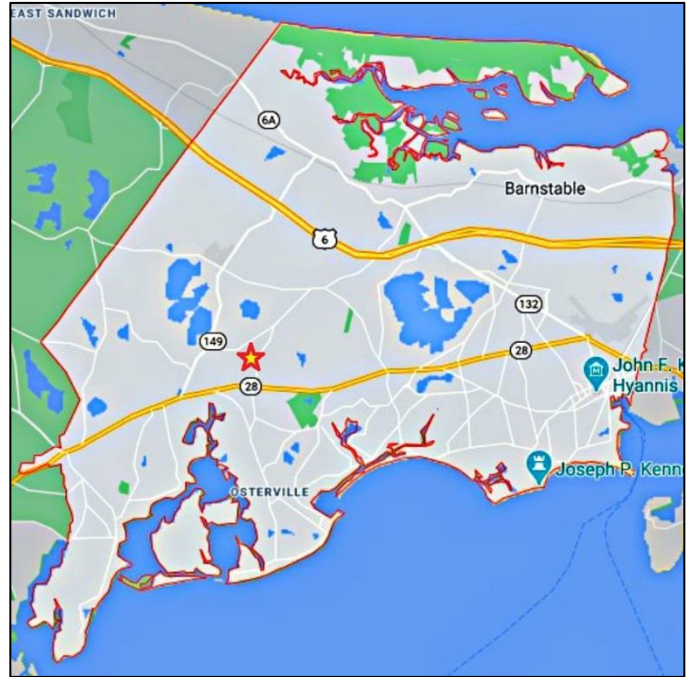
**Project Working Title:** Transfer Station Maintenance Building Improvements

**Project Location:** Transfer Station & Recycling Center 45 Flint Street Marstons Mills MA 02648

**Project Description:** This project will improve the Transfer Station Maintenance Building. The Maintenance Building is used for parts storage, maintenance work area, and office space. The project will include but may not be limited to, roof replacement, siding repair, window and door replacement, Asbestos removal. The building is constructed of masonry and wood framing. The rear wall contains asbestos siding that needs to be replaced. The front elevation contains wood siding that is falling off the building. A suspect white paper can be seen behind the siding.

**Project Justification:** Utilized for workspace, workstations, and parts storage, the masonry and wood framed maintenance building is in an extreme state of disrepair. A storm in the summer of 2021 blew off a portion of the old roof, which has outlived its useful life. The roof is an old three-tab asphalt shingle system that has failed. Windows, Doors, and siding need replacement. The building contains asbestos, which is deteriorating needs to be removed. The interior contains workspace and workstations that are utilized for equipment maintenance and parts storage. The attic is leaking and water leaks into the workstation below. The old heating system has been exposed to leaking water and needs replacement.

**Impact of Denial/Postponement:** The Maintenance Building is used for parts storage, maintenance work area, and office space and building is in an extreme state of disrepair.



| Project Cost Estimates:   |                             | FY 2023   | Future FY |
|---------------------------|-----------------------------|-----------|-----------|
|                           | Design & Permitting         | \$16,180  | -         |
|                           | Construction or Acquisition | \$161,805 | -         |
|                           | Project Management          | \$18,181  | -         |
|                           | Project Contingency         | \$16,181  | -         |
|                           | All Other Cost              | \$30,000  | -         |
| <b>Total Project Cost</b> | <b>\$242,347</b>            | <b>-</b>  |           |

**Basis for Cost Estimates:** In-house Estimate

|  |             |                                       |   |                              |   |
|--|-------------|---------------------------------------|---|------------------------------|---|
| <b>Project Estimated Completion Date:</b> FY 2025    |             | <b>Design &amp; Permit (months)</b>   | 6 | <b>Construction (months)</b> | 8 |
| <b>Cost/Description FY 2023 and Follow-On Years:</b> |             |                                       |   |                              |   |
| <b>Fiscal Year</b>                                   | <b>Cost</b> | <b>Project Description/Components</b> |   |                              |   |
| 2023   | \$242,347   | Design and Construction               |   |                              |   |

**Source of Funding:** Solid Waste Enterprise Fund Reserves

**Operating Budget Impact now or in future:** An existing facility will be fully utilized.



Transfer Station Maintenance Building



## Department of Public Works General Fund Project Descriptions

**PROJECT: DPW-23**

**DEPARTMENT PRIORITY: 1 of 56**

**2022-100**

**Project Working Title:** Public Roads Maintenance

**Project Location:** Road rehabilitation work, milling, reclaiming, reconstructing, and/or repaving of Town roadways. This year's program anticipates repairs to the following roadways: Bay Lane, Centerville; Holly Hill Road, Centerville; Scudder Bay Circle, Centerville; Cornwall Court, Cotuit; Forsyth Court, Cotuit; Camp Street, Hyannis; Dale Avenue, Hyannis; Gosnold Street, Hyannis; Santuit-Newtown Road, Marstons Mills;. Other roads may be substituted if necessary due to accelerated deterioration rates, unexpected damages, opportunities to address certain roads with other funding, or other factors. Drainage projects (approx... 20 locations), chipsealing and preventive maintenance are also planned for various roads town-wide (approx. 8 miles) to extend their service life. Associated costs are included in this project.

**Project Description:** Repairs may include one of several different approaches including full depth reconstruction, reclamation, asphalt overlay, milling, and paving, applying a chipseal surface layer or cracksealing. In addition to surface repairs, projects typically include installation or upgrading of drainage systems, curbing, and sidewalks wherever practicable. Traffic calming and ADA accessibility will also be incorporated where possible and as appropriate.

**Project Justification:** The Pavement Management Program's current backlog is approximately \$15.8 million for public road repairs. The Town also has a backlog of approximately 150 locations where drainage improvements are required. In addition, the DPW receives numerous requests for speed evaluations on public roads, and traffic calming investigations, which take resources to assess. Finally, there are numerous locations where pedestrian safety and ADA accessibility improvements are warranted.

**Impact of Denial/Postponement:** The impact of denial or postponement will be accelerated deterioration of our public roadway network resulting in public safety hazards and liability, potential damage to private property, and increased repair costs. One example is the chip seal projects that are proposed; allowing these roads to deteriorate would require more expensive maintenance operations such as milling and placing an asphalt overlay that would cost significantly more than the proposed preventative maintenance.

| Project Cost Estimates: |                             | FY 2023            | Future FY           |
|-------------------------|-----------------------------|--------------------|---------------------|
|                         | Design & Permitting         | \$50,000           | \$200,000           |
|                         | Construction or Acquisition | \$2,850,000        | \$12,000,000        |
|                         | Project Management          | \$450,000          | \$2,000,000         |
|                         | Project Contingency         | \$400,000          | \$1,800,000         |
|                         | <b>Total Project Cost</b>   | <b>\$3,750,000</b> | <b>\$16,000,000</b> |

**Basis for Cost Estimates:** Department of Public Works Engineering

| Project Estimated Completion Date: FY 2024           |             | Design & Permit (months)       | 6 | Construction (months) | 12 |
|--|-------------|--------------------------------|---|-----------------------|----|
| <b>Cost/Description FY 2023 and Follow-On Years:</b> |             |                                |   |                       |    |
| Fiscal Year  | Cost        | Project Description/Components |   |                       |    |
| 2023   | \$3,750,000 | Design and Construction        |   |                       |    |
| 2024   | \$3,850,000 | Design and Construction        |   |                       |    |
| 2025   | \$3,950,000 | Design and Construction        |   |                       |    |
| 2026   | \$4,050,000 | Design and Construction        |   |                       |    |
| 2027   | \$4,150,000 | Design and Construction        |   |                       |    |

**Source of Funding:** Capital Trust Fund Reserves

**Operating Budget Impact now or in future:** Investments in roadway maintenance projects can prevent more costly roadway improvements, such a full roadway reconstruction.



Public Roads in need of Repair



**Project Working Title:** Freshwater Ponds – Monitoring and Management Plan Program

**Project Location:** Various Locations

**Project Description:** This project will fund the continuation of the water quality monitoring and management plan development program, which will allow the Town to better understand sources that impair our freshwater ponds and recommend solutions. The management plan is developed in a two-phase cycle. The first phase consists of monitoring all nutrient sources, including: in-pond water quality, sediment nutrient release, stormwater inputs, groundwater input, dissolved oxygen, phytoplankton composition (including cyanobacteria), and stream inputs, when applicable. The second phase involves the development of a management plan report (included in this request) that will be presented following the completion of the monitoring, recommending solutions and cost estimates for restoring pond water quality and mitigating algae blooms.

To date, the Shubael Pond and Long Pond Marstons Mills management plans have been funded, along with continued sample collection in the spring and fall at 25 Great Ponds through the Pond and Lake Stewards Program (PALS). It is envisioned that this will be a recurring project for developing pond and lake management plans, which will ultimately be used to guide the Town in future management/implementation of solutions for its freshwater resources. FY23 funds are anticipated to be used to perform water quality monitoring and development of a management plan report for Lovell's Pond. Additionally, the FY23 request will fund FY23 PALS monitoring.

**Project Justification:** Many of the Town's ponds are impaired. These water quality issues can cause pond closures and are unpalatable to residents and visitors who utilize the pond for swimming, boating, fishing, and other recreational activities. Several citizens groups have approached the Town looking for solutions to poor water quality in freshwater ponds, in particular cyanobacteria. In many cases, the specific cause is unknown or not fully quantified, preventing the Town from understanding, which sources need to be remedied in order to restore pond health. Through these management plan reports, the Town aims to take a holistic approach to understanding the issues that impair our fresh water resources and ultimately how to appropriately manage them based on their unique characteristics.

**Impact of Denial/Postponement:** Appropriate solutions to manage ponds will not be realized, water quality in ponds will not improve, and the risk of toxic cyanobacteria blooms will remain, resulting in continued beach/pond closures through the Town.

| Project Cost Estimates: |   | FY 2023          | Future FY        |
|-------------------------|---|------------------|------------------|
|                         | Monitoring & Management Plan                  | \$110,000        | \$839,400        |
|                         | Pond and Lake Stewards (PALS) Spring and Fall | \$16,400         | \$65,600         |
|                         | Project Contingency                           | \$10,000         | \$50,000         |
|                         | <b>Total Project Cost</b>                     | <b>\$136,400</b> | <b>\$955,000</b> |

**Basis for Cost Estimates:** Costs based scope of work provided by the School for Marine Science and Technology in 2021.

| Project Estimated Completion Date: -          |           | Design & Permit (months)  | - | Construction (months) | 18 |
|---|-----------|---|---|-----------------------|----|
| Cost/Description FY 2023 and Follow-On Years: |           |   |   |                       |    |
| Fiscal Year                                   | Cost      | Project Description/Components  |   |                       |    |
| 2023  | \$136,400 | Lovells Pond Monitoring and Management Plan & PALS Monitoring                 |   |                       |    |
| 2024  | \$260,000 | Wequaquet Lake, Bearses Pond, Gooseberry Pond (anticipated) & PALS Monitoring |   |                       |    |
| 2025  | \$135,000 | Long Pond Centerville (anticipated) & PALS Monitoring                         |   |                       |    |
| 2026  | \$380,000 | Mystic Lake, Middle Pond, Hamblin Pond (anticipated) & PALS Monitoring        |   |                       |    |
| 2027  | \$180,000 | Hinckley Pond, Parker, No Bottom Pond (anticipated) & PALS Monitoring         |   |                       |    |

**Source of Funding:** General Fund Reserves

**Operating Budget Impact now or in future:** Not applicable. This project is an evaluation.



Cyanobacteria scum at Lovells Pond Beach



Shubael Pond, cyanobacteria bloom on 7/19/20



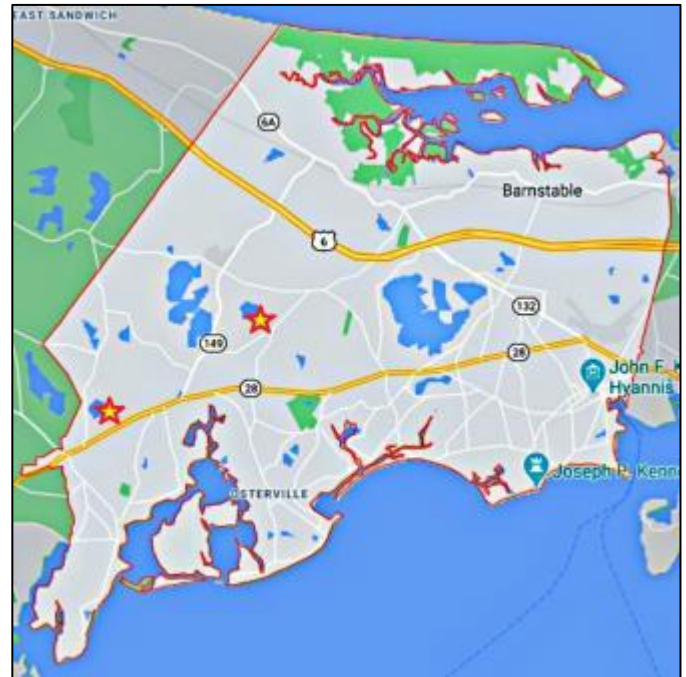
Long Pond Marstons Mills, cyanobacteria picture featured on Boston news channel 5 on 7/9/2020

**Project Working Title:** Stormwater Improvements at Impaired Ponds

**Project Location:** Various Locations

**Project Description:** This project will fund the design, permitting and construction of stormwater improvement projects to remove untreated stormwater discharges to ponds. The project will focus on activities that can be completed within public property (i.e. roadway layouts, town landings, parking areas, etc.).

It is envisioned that this would be a reoccurring project for these types of stormwater improvements and this request is the third request in this program. Year 3 funds for stormwater improvements are intended to address stormwater inputs at Lovells Pond (Cotuit) and Shubael Pond (Marstons Mills). This project will fund the design of five stormwater improvement sites with inputs to Lovells Pond. Of these five sites, construction of three of the sites is included in this request, which will install three dry swales along Santuit Newtown Road. Grant funding will be pursued for the remaining two sites. Also included in this request is an evaluation and design for the removal of the Shubael Pond Road outlet pipe.



**Project Justification:** In recent years, many ponds in Town have seen a decrease in water quality resulting in pet advisories, warnings, and pond closures to swimming due to algae blooms (most notably cyanobacteria). One of the major causes of reduced water quality in ponds is unmitigated and untreated stormwater runoff to ponds, resulting in surges of nutrients and pollutants to the ponds, which can exacerbate water quality issues. There are dozens, possibly hundreds, of locations where these conditions exist.

Shubael Pond and Lovells Pond are both cold-water fisheries habitat and used for fishing, boating, and swimming. These ponds have both experienced cyanobacteria warnings and closures over the last several years. In particular, water quality conditions in Lovells Pond have degraded to the point of not sustaining cold-water fishery habitat during late summer.

**Impact of Denial/Postponement:** Stormwater runoff to ponds will remain untreated and water quality in ponds will continue to decline

| Project Cost Estimates: |                             | FY 2023          | Future FY          |
|-------------------------|-----------------------------|------------------|--------------------|
|                         | Design & Permitting         | \$140,000        | \$200,000          |
|                         | Construction or Acquisition | \$195,000        | \$850,000          |
|                         | Project Contingency         | \$15,000         | \$150,000          |
|                         | <b>Total Project Cost</b>   | <b>\$350,000</b> | <b>\$1,200,000</b> |

**Basis for Cost Estimates:** Proposal provided by a consultant.

|  |             |                                       |    |                              |   |
|--|-------------|---------------------------------------|----|------------------------------|---|
| <b>Project Estimated Completion Date:</b> FY 2024    |             | <b>Design &amp; Permit (months)</b>   | 12 | <b>Construction (months)</b> | 3 |
| <b>Cost/Description FY 2023 and Follow-On Years:</b> |             |                                       |    |                              |   |
| <b>Fiscal Year</b>                                   | <b>Cost</b> | <b>Project Description/Components</b> |    |                              |   |
| 2023   | \$350,000   | Design, Permitting, Construction      |    |                              |   |



|             |           |                                  |
|-------------|-----------|----------------------------------|
| <b>2024</b> | \$300,000 | Design, Permitting, Construction |
| <b>2025</b> | \$300,000 | Design, Permitting, Construction |
| <b>2026</b> | \$300,000 | Design, Permitting, Construction |
| <b>2027</b> | \$300,000 | Design, Permitting, Construction |

**Source of Funding:** General Fund Reserves

**Operating Budget Impact now or in future:** Operation and maintenance is necessary for all stormwater systems to keep them functioning appropriately. Green infrastructure (dry swales, bioretention, etc.) solutions require less O&M than grey infrastructure (leaching catch basins).



Shubael Pond. Taken February 2021



Runoff from Santuit Newtown Road under the guardrail to Lovells Pond. Taken February 2021.



**Project Working Title:** Ocean Street Sidewalks and Kalmus Beach Entrance Project Construction

**Project Location:** Ocean Street (From Snow’s Creek to Kalmus Beach)

**Project Description:** Provide pedestrian facilities along Ocean Street from Kalmus Beach to the Culvert at Snow’s Creek, In addition, this project will include the construction of a new two-way traffic entrance, at Kalmus Beach to improve safety hazards for motorists and pedestrians. The existing Kalmus Beach parking entrance will be closed, proving a safer vehicular egress and vehicular queuing for residents and tourists using the existing Kalmus Beach parking lot from Ocean Street.

**Project Justification:** The construction of this sidewalk will allow local residents and tourists who desire to visit the John F. Kennedy Memorial, Korean War Memorial, Veterans Beach, and Kalmus Beach to safely travel from Hyannis Harbor and Bismore Park. The entrance to Kalmus Beach parking lot has been identified as a safety hazard for traffic along Ocean Street and Hawes Ave due to sight line issues as a result of the entrance and roadway geometry. The Ocean Street Neighborhood Enhancement Team recommends this project.



**Impact of Denial/Postponement:** Failure to implement this project construction will perpetuate unsafe conditions for pedestrians traveling along the road as well as for vehicles entering and the existing Kalmus Beach parking lot.

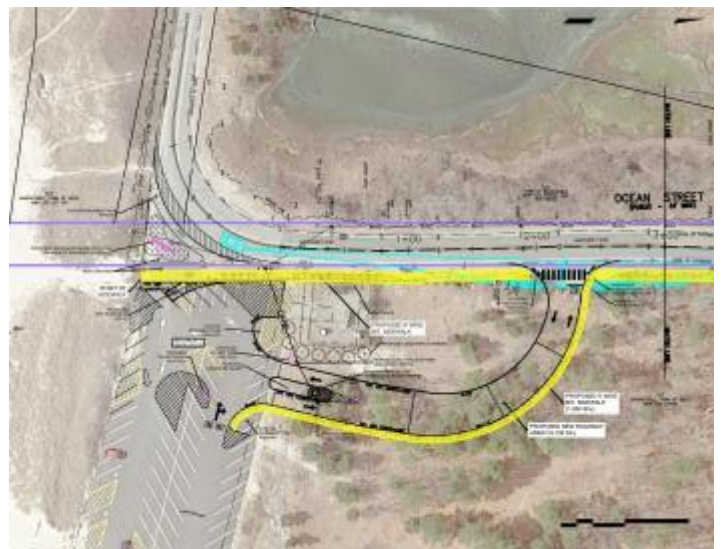
| Project Cost Estimates: |                             | FY 2023            | Future FY |
|-------------------------|-----------------------------|--------------------|-----------|
|                         | Construction or Acquisition | \$2,550,000        | -         |
|                         | Project Management          | \$50,000           | -         |
|                         | Project Contingency         | \$325,000          | -         |
|                         | All Other Cost              | \$25,000           | -         |
|                         | <b>Total Project Cost</b>   | <b>\$2,950,000</b> | <b>-</b>  |

**Basis for Cost Estimates:** Department of Public Works Engineering

|  |             |                                       |   |                              |    |
|--|-------------|---------------------------------------|---|------------------------------|----|
| <b>Project Estimated Completion Date:</b> FY 2024    |             | <b>Design &amp; Permit (months)</b>   | 6 | <b>Construction (months)</b> | 12 |
| <b>Cost/Description FY 2023 and Follow-On Years:</b> |             |                                       |   |                              |    |
| <b>Fiscal Year</b>                                   | <b>Cost</b> | <b>Project Description/Components</b> |   |                              |    |
| 2023   | \$2,950,000 | Construction                          |   |                              |    |

**Source of Funding:** Capital Trust Fund Bond Issue

**Operating Budget Impact now or in future:** The new sidewalk will require an increase in maintenance costs (plowing, etc.).



Ocean Street Sidewalks and Kalmus Beach Entrance

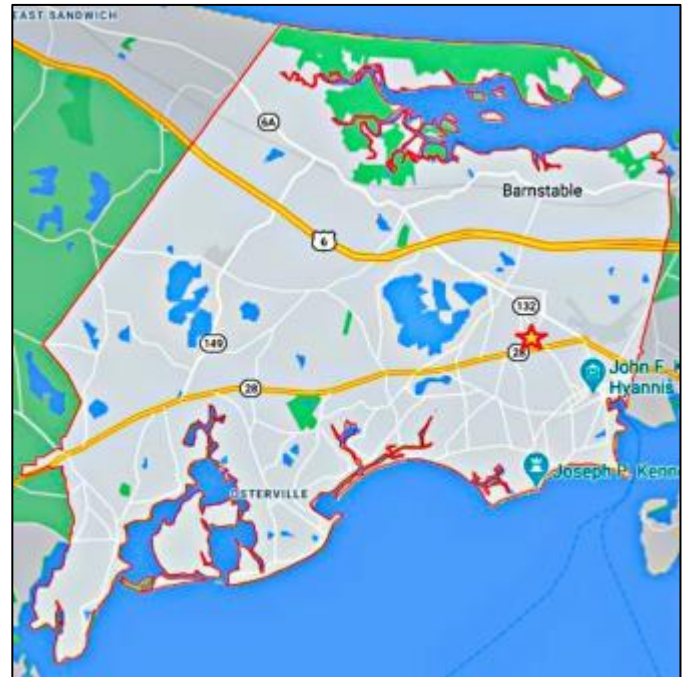


**Project Working Title:** Department of Public Works Offices Expansion Design

**Project Location:** 382 Falmouth Rd, Hyannis, MA 02601

**Project Description:** Design for the construction of the Administrative and Highway Division managerial offices, employee lockers, showers and toilet rooms within the current garage area of the existing Administration / Highway building. This project continues renovation and expansion work to meet department space demands

**Project Justification:** The DPW is projected to add an additional 20 to 25 technical staff to help manage the CWMP. The current facility does not have room for this increase. If the CWMP is approved additional, workspace will have to be found. This project will provide much needed accommodations for our growing female staff, and office space for the technical, highway, and administrative staff, which has filled every available slot in the building. This project will address increased workspace needs.



**Impact of Denial/Postponement:** The DPW feasibility study has shown that greater efficiency will be realized through consolidation of the Administrative and Highway offices at this site. Once the work is completed, the remaining staff trailer will then be demolished. Decreased operational and utility costs will be realized by elimination of the last trailer with the renovation.

| Project Cost Estimates:     |                     | FY 2023          | Future FY          |
|-----------------------------|---------------------|------------------|--------------------|
|                             | Design & Permitting |                  | \$213,989          |
| Construction or Acquisition |                     | -                | \$2,139,892        |
| Project Management          |                     | \$50,000         | \$50,000           |
| Project Contingency         |                     | -                | \$213,989          |
| All Other Cost              |                     | \$20,000         | \$35,000           |
| <b>Total Project Cost</b>   |                     | <b>\$283,989</b> | <b>\$2,438,881</b> |

**Basis for Cost Estimates:** In-house Estimate

|  |             |                                       |   |                              |    |
|--|-------------|---------------------------------------|---|------------------------------|----|
| <b>Project Estimated Completion Date:</b> FY 2024    |             | <b>Design &amp; Permit (months)</b>   | 8 | <b>Construction (months)</b> | 12 |
| <b>Cost/Description FY 2023 and Follow-On Years:</b> |             |                                       |   |                              |    |
| <b>Fiscal Year</b>                                   | <b>Cost</b> | <b>Project Description/Components</b> |   |                              |    |
| 2023   | \$283,989   | Design                                |   |                              |    |
| 2024   | \$2,438,881 | Construction                          |   |                              |    |

**Source of Funding:** General Fund Reserves

**Operating Budget Impact now or in future:** This project expands office needs and replaces space lost from past removal of trailers; however, a custodian would be required for increased square footage.



Department of Public Works Offices



**Project Working Title:** Snows Creek Culvert Replacement Project - Construction

**Project Location:** Snows Creek crossing at Ocean Street Hyannis

**Project Description:** Replacement of an existing small culvert with a larger box culvert. Installation of a sidewalk on the west side of Ocean Street in the culvert vicinity and construction of safety railings and boardwalk on the east side of Ocean St.

**Project Justification:** The existing small culvert under Ocean Street is in disrepair with cracked headwalls and eroded embankments. Installation of a new larger culvert will address the aged infrastructure and is expected to provide increased “flushing” into the upstream creek, which is expected to improve water quality. A new boardwalk is also proposed on the east side of Ocean Street as part of the project. The Town will also seek grants for construction to reduce the overall impact. The Ocean Street Neighborhood Enhancement Team recommends this project.



**Impact of Denial/Postponement:** Failure to construct this project will mean further deterioration of the infrastructure and creek estuary with associated loss of aquatic and land based species. Potential expansion of algae growth and invasive species will harm the value of this resource area and affect the neighboring property values.

| Project Cost Estimates: |                             | FY 2023            | Future FY |
|-------------------------|-----------------------------|--------------------|-----------|
|                         | Construction or Acquisition | \$1,250,000        | -         |
|                         | Project Management          | \$50,000           | -         |
|                         | Project Contingency         | \$100,000          | -         |
|                         | <b>Total Project Cost</b>   | <b>\$1,400,000</b> | <b>-</b>  |

**Basis for Cost Estimates:** Department of Public Works Engineering

| Project Estimated Completion Date: FY 2025           |             | Design & Permit (months)       | 12 | Construction (months) | 12 |
|--|-------------|--------------------------------|----|-----------------------|----|
| <b>Cost/Description FY 2023 and Follow-On Years:</b> |             |                                |    |                       |    |
| Fiscal Year  | Cost        | Project Description/Components |    |                       |    |
| 2023   | \$1,400,000 | Construction                   |    |                       |    |

**Source of Funding:** Capital Trust Fund Bond Issue

**Operating Budget Impact now or in future:** Maintenance for new sidewalk/culvert will be through operating budget.



Snows Creek Culvert

**Project Working Title:** Emergency Generator Implementation Plan

**Project Location:** Town Hall, School Administration Building, Hyannis Youth & Community Center, West Barnstable Community Building.

**Project Description:** This project will fund the emergency generator implementation plan consisting of the installation of new generators at School Administration Building, HYCC, West Barnstable Community Building and replacement generators at Town Hall, MEA, Fleet Maintenance Building, and a portable backup unit with a fueling trailer. For FY23 generators will be installed at the School Administration Building and West Barnstable Community Building. For FY24 HYCC Generator. For FY25 175 KW Town Hall Generator.

**Project Justification:** HUREX 2019 exercises revealed that in the case of hurricane or major storm landfall the town’s generator inventory is lacking. This CIP addresses the need for emergency standby generator enhancements at the School Administration Building and West Barnstable Community Building. Currently during power outages, the School Administration Building is unusable. The West Barnstable Community Building is one of the most heavily used community buildings. The addition of a generator at this building will allow operation of the facility during power outages in a key location in Town.



**Impact of Denial/Postponement:** The School Administration Building is a key facility that will continue to be unusable during storm events with power outages.

| Project Cost Estimates:     |                     | FY 2023          | Future FY          |
|-----------------------------|---------------------|------------------|--------------------|
|                             | Design & Permitting |                  | \$39,375           |
| Construction or Acquisition |                     | \$328,125        | \$984,375          |
| Project Management          |                     | \$30,000         | \$78,750           |
| Project Contingency         |                     | \$32,813         | \$98,438           |
| All Other Cost              |                     | \$1,000          | \$2,000            |
| <b>Total Project Cost</b>   |                     | <b>\$431,313</b> | <b>\$1,281,688</b> |

**Basis for Cost Estimates:** In-house Estimate

|  |             |   |   |                              |   |
|--|-------------|---|---|------------------------------|---|
| <b>Project Estimated Completion Date:</b> FY 2025    |             | <b>Design &amp; Permit (months)</b>                   | 6 | <b>Construction (months)</b> | 8 |
| <b>Cost/Description FY 2023 and Follow-On Years:</b> |             |   |   |                              |   |
| <b>Fiscal Year</b>                                   | <b>Cost</b> | <b>Project Description/Components</b>                 |   |                              |   |
| 2023   | \$431,313   | SAB And West Barnstable Community Building Generators |   |                              |   |
| 2024   | \$896,781   | HYCC Generator  |   |                              |   |
| 2025   | \$384,907   | Town Hall Generator and Auxiliary Fuel Trailer        |   |                              |   |

**Source of Funding:** General Fund Reserves

**Operating Budget Impact now or in future:** This project makes existing facilities more versatile.



**Project Working Title:** Town Hall Mechanical Improvements

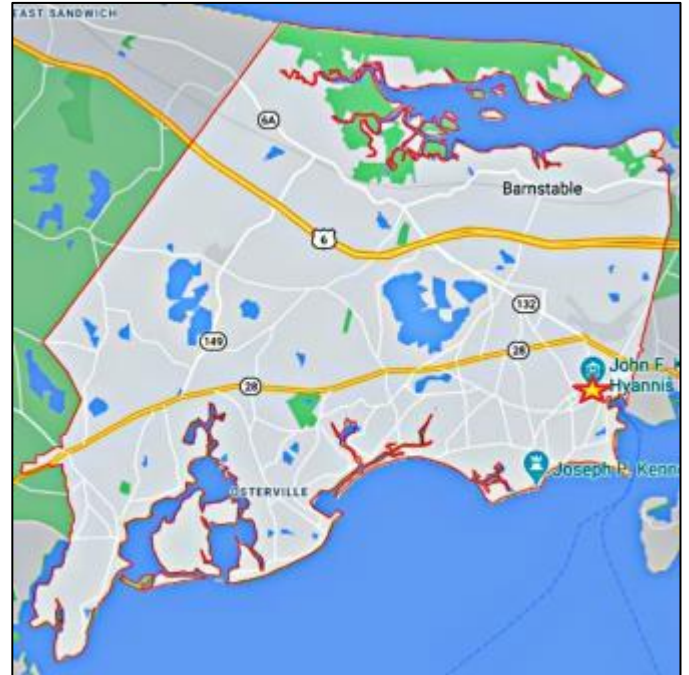
**Project Location:** 367 Main St, Hyannis, MA 02601

**Project Description:** This project replaces antiquated mechanical, fire suppression elements, and interior renovation work at the Barnstable Town Hall. Due to overall project costs, this project has been broken down into several phases. Overall scope includes:

- New conditioned makeup air system, new duct work, asbestos abatement as needed, finish upgrades, new ceiling systems as needed, and address coal bin issues

FY23: Funding will replace and upgrade the buildings makeup air system including installation of conditioned air handlers, new ductwork, and controls.

FY24: Funding will upgrade Interior finishes, lighting, and allow limited space improvements.



**Project Justification:** In FY16 funding was approved to replace the existing steam heating system, at Town Hall, with a hot water based heating system. A review of mechanical systems revealed the need for multiple systems upgrades throughout the building. Heating, air-conditioning, hot water, and makeup air systems all require replacement.

In addition, space planning of office areas revealed extensive asbestos related issues at various locations throughout the building that will affect renovations in multiple locations.

Funding appropriated in FY16 and FY20 will replace heating and air-condition systems. This project continues that work by funding replacement of the fresh air distribution system.

Makeup air volume does not meet current codes and does not meet recommendations for interior environmental improvements as recommended during the COVID era. The distribution system is antiquated and in need of expansion. Unconditioned moist air condenses on poorly insulated cool piping and creates moisture and mold issues within the building. The moisture increases condensation, overloading condensate drains. Water then drips onto surrounding building elements creating marks on ceiling tiles and providing an environment for mold growth. This has resulted in saturated pipe insulation, which is growing mold. Currently, heavy mechanical equipment sits over the old underground coal bin, which was temporarily shored 15-20 years ago during old equipment installation. Some of the temporary columns have corroded out. Areas under the new cooling equipment will need to be permanently supported. Coal bin structural concerns were raised in the historic building assessment in 2016.

**Impact of Denial/Postponement:** The building condition study indicates the need for significant mechanical improvements. If left as is continued interior environment deterioration can be expected. Postponement of improvements will result in increased replacement costs and probable loss of services.

Without improvements to the fresh air system, work recently funded and improvements recently completed will be harmed. This project continues a phased approach to building mechanical improvements.



|                                |                                    |                    |                    |
|--------------------------------|------------------------------------|--------------------|--------------------|
| <b>Project Cost Estimates:</b> |                                    | <b>FY 2023</b>     | <b>Future FY</b>   |
|                                | <b>Design &amp; Permitting</b>     | \$157,084          | \$112,196          |
|                                | <b>Construction or Acquisition</b> | \$1,570,842        | \$1,121,954        |
|                                | <b>Project Management</b>          | \$78,542           | \$56,097           |
|                                | <b>Project Contingency</b>         | \$157,084          | \$112,195          |
|                                | <b>All Other Cost</b>              | \$62,300           | \$62,300           |
|                                | <b>Total Project Cost</b>          | <b>\$2,025,852</b> | <b>\$1,464,742</b> |

**Basis for Cost Estimates:** Department of Public Works Engineering

|  |                                     |   |                              |    |
|--|-------------------------------------|---|------------------------------|----|
| <b>Project Estimated Completion Date:</b> FY 2025    | <b>Design &amp; Permit (months)</b> | 8   | <b>Construction (months)</b> | 10 |
| <b>Cost/Description FY 2023 and Follow-On Years:</b> |                                     |   |                              |    |
| <b>Fiscal Year</b>                                   | <b>Cost</b>                         | <b>Project Description/Components</b>           |                              |    |
| <b>2023</b>  | \$2,025,852                         | Design and Construction - Fresh Air System      |                              |    |
| <b>2024</b>  | \$1,464,742                         | Design and Construction – Interior Improvements |                              |    |

**Source of Funding:** Capital Trust Fund Bond Issue

**Operating Budget Impact now or in future:** This project continues work funded in previous years.

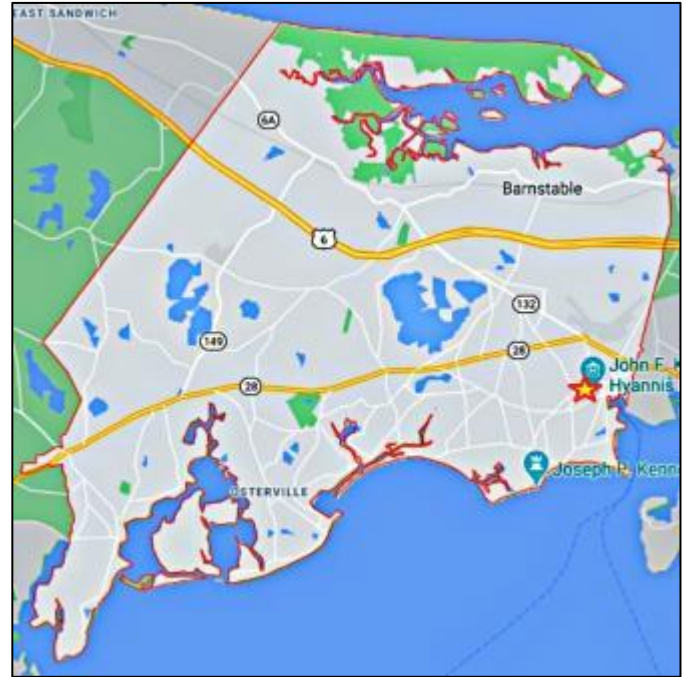


Town Hall Mechanicals

**Project Working Title:** School Administration Building Mechanical Cooling Upgrades – Phase II

**Project Location:** 230 South St, Hyannis, MA 02601

**Project Description:** Many building systems at the School Administration Building are outdated and in need of improvements. The original funding request was broken into three stages at the request of the finance department in 2018: 1. Life Safety & Emergency mechanical upgrades. 2. HVAC improvements. Emergency Power. Stage 1 elements were funded in FY20 and are in construction. Stage 2 elements are part of this request to be funded in FY23. Stage 3 will be requested as part of the FY24 CIP process.



Phase II work includes:

- Re-insulate all heat and chilled water pipes, install new condensate piping system, replace 45 outdated fan coil units, replace system pumps, and controls, update the power distribution system, restroom upgrades and expansion to meet handicap access requirements, elevator replacement, slate roof repairs, and other unforeseen improvements

Phase III

- New 250 KW generator that will power the SAB building and Old Town Hall

Any remaining design funds will be utilized for unforeseen items discovered during the design process or subsequent phases.

**Project Justification:** Many of the buildings mechanical systems are outdated and have exceeded their useful life. The Historic Building Study reported significant deficiencies in this building. The exterior restoration work previously completed, utilized both CIP and CPA funds. Outdated mechanical work remains to be completed for continuity of operation. Installation of head-end mechanical equipment previously funded is in process. This project will provide distribution from the head-end units throughout the building. A recent elevator report recommends its replacement. Some elevator items cannot be inspected. Slate roof systems need continual maintenance. It has been 8 years since any repair work was done to the roof. Some slates need to be replaced.

**Impact of Denial/Postponement:** The building condition study indicates the need for significant mechanical, elevator and accessibility improvements. If left as is, further deterioration will occur with increased scope of mechanical repairs resulting in additional inflation and restoration cost.

| Project Cost Estimates:     | FY 2023            | Future FY        |
|-----------------------------|--------------------|------------------|
| Design & Permitting         | \$100,000          | \$50,000         |
| Construction or Acquisition | \$1,551,000        | \$768,240        |
| Project Management          | \$50,000           | \$50,000         |
| Project Contingency         | \$155,100          | \$76,824         |
| All Other Cost              | \$50,000           | \$10,000         |
| <b>Total Project Cost</b>   | <b>\$1,906,100</b> | <b>\$955,064</b> |

**Basis for Cost Estimates:** Professional cost estimate

|  |                                     |                                       |                              |    |
|--|-------------------------------------|---------------------------------------|------------------------------|----|
| <b>Project Estimated Completion Date:</b> FY 2024    | <b>Design &amp; Permit (months)</b> | 8                                     | <b>Construction (months)</b> | 15 |
| <b>Cost/Description FY 2023 and Follow-On Years:</b> |                                     |                                       |                              |    |
| <b>Fiscal Year</b>                                   | <b>Cost</b>                         | <b>Project Description/Components</b> |                              |    |
| 2023   | \$1,906,100                         | Design and construction phase 2 work  |                              |    |
| 2024   | \$955,064                           | Design and construction phase 3 work  |                              |    |

**Source of Funding:** Capital Trust Fund Bond Issue

**Operating Budget Impact now or in future:** There is a 5% to 8% energy savings expected from mechanical upgrades.



School Administration Building



**Project Working Title:** Cape Cod Airfield Fuel Tank Replacement

**Project Location:** 1000 Race Lane West Barnstable, MA 02668

**Project Description:** This project would fund the replacement of the existing fuel tank system with an above ground system. Work will include removal of the old tank, site preparation, and installation of a new above ground fueling system.

**Project Justification:** Originally constructed in 1920, the airport has been in use for 100 years. The existing underground fuel tank installed in 1989 is outdated and in danger of leaking fuel into the ground. This project will remove the underground tank and replace it with a new above ground fuel system.



The Under Ground Fuel tank is located approximately 400’ to the northeast of a large freshwater body located in Marstons Mills. Mystic Lake is located generally downgradient of the site, flowing southerly into Middle Pond and Hamblin Pond, from which flow continues south to Barnstable Harbor.

According to the Massachusetts Surface Water Quality Standards (314 CMR 4.00), Mystic Lake was designated Class B surface water. The UST is located adjacent to (within 100 feet of the eastern boundary of) an approved Zone II aquifer. All land within a one half-mile radius around the subject property is mapped within the Cape Cod Sole Source Aquifer.

Municipal water serves the properties abutting the subject property, and there does not appear to be any private drinking water wells known to exist within 500 feet of the site. The property was initially developed as an airfield in the 1930s, and the two hangar buildings were constructed at that time. The northern hangar has not been substantially renovated or modified to date, while the southern hangar was rebuilt and expanded in 1987. The hangar buildings have historically been utilized for the storage and maintenance of small aircraft.

In 2003, the Town acquired the property. Prior to acquiring the property, the Town retained ENSOL to conduct environmental assessment activities. ENSOL completed a Phase I ESA and limited Phase II ESA for the subject property. According to ENSOL, the airfield was initially constructed in approximately the 1930s. During the 1930s, an underground storage tank (UST) was installed on the southern side of the southern hangar. An additional UST was installed in 1969 at the southern portion of the northern hangar. In 1989, this UST was removed, and a new 10,000-gallon double-walled steel UST was installed between the two hangar buildings. This UST is currently in use, and is used for the storage and distribution of aviation gasoline.

**Impact of Denial/Postponement:** Deferral of this project continues the risk of ground contamination.

| Project Cost Estimates: |                             | FY 2023          | Future FY |
|-------------------------|-----------------------------|------------------|-----------|
|                         | Design & Permitting         | \$12,760         | -         |
|                         | Construction or Acquisition | \$159,500        | -         |
|                         | Project Management          | \$12,760         | -         |
|                         | Project Contingency         | \$15,950         | -         |
|                         | All Other Cost              | \$30,030         | -         |
|                         | <b>Total Project Cost</b>   | <b>\$231,000</b> | <b>-</b>  |



**Basis for Cost Estimates:** Architect assisted in-house estimate

|  |             |                                       |   |                              |   |
|--|-------------|---------------------------------------|---|------------------------------|---|
| <b>Project Estimated Completion Date: 2023</b>       |             | <b>Design &amp; Permit (months)</b>   | 6 | <b>Construction (months)</b> | 6 |
| <b>Cost/Description FY 2023 and Follow-On Years:</b> |             |                                       |   |                              |   |
| <b>Fiscal Year</b>                                   | <b>Cost</b> | <b>Project Description/Components</b> |   |                              |   |
| 2023   | \$231,000   | Design and Construction               |   |                              |   |

**Source of Funding:** General Fund Reserves

**Operating Budget Impact now or in future:** These renovations are not expected to have a measurable impact on the Operating Budget.



Cape Cod Airfield Fuel Tank

## Police Department General Fund Project Descriptions

PROJECT: BPD-23

DEPARTMENT PRIORITY: 1 of 1

2022-110

**Project Working Title:** Barnstable Police Department Improvements

**Project Location:** 1200 Phinneys Ln Centerville, MA 02632

**Project Description:** The Police Department facility was constructed over 30 years ago. Significant facility improvements are required. The work has been broken into four consecutive priority phases.

Priority 1: (Funded in FY22)

Priority 2: (public and employee security and safety)

- Front lobby security upgrades, lobby bathroom upgrades for expanded use and ADA compliance, concrete ramp and step improvements for ADA compliance, lobby ballistic separation wall installation, chimney repair / removal, and flat Roof Replacement

Priority 3: (operational improvements)

- Replace exterior window systems, increase front parking, replacement of select overhead doors, and install new garage ventilation.

Priority 4 (finish upgrades)

- Replace interior floor finishes, interior painting, ceiling grid and panel replacement, and elevator refurbishment

**Project Justification:** Constructed in 1981, the Police Department Facility is one of the most heavily used buildings in Town. The facility is utilized 24/7 and as such building elements are worn out and need to be replaced. This building will need to service Barnstable for a very long time into the future.

In FY16, funds were appropriated for improvements to older heating/cooling system elements. During construction, additional deficiencies were discovered in the system that needs to be addressed. Mechanical equipment in the detective's wing is in need of replacement. The abandoned masonry chimney is failing and could collapse on the flat roof because portions of the flat roof need to be replaced.

The lobby is outdated and not secure. There is no ballistic protection separation protecting police dispatch and reception areas from the public. Hazardous material in the exterior masonry walls has bled through the old metal windows onto interior working surfaces with documented exposure events.

Numerous interior improvements need to be made.

**Impact of Denial/Postponement:** During mechanical system renovations, additional mechanical deficiencies were discovered. Postponement of mechanical improvements will jeopardize efforts to improve the mechanical system that were recently completed. Improvements to the interior environment of this facility is critical

Separation between police personnel and unsecured public spaces will remain a hazard. Parking will continue to be inadequate. Disability access to the facility will continue to not meet current standards. Systems will continue to



deteriorate creating opportunities for vermiculite migration into interior spaces. The old windows are outdated, compromise energy efficiency, and allow the continued deterioration of the building envelope. Inflation will continue to erode purchasing power. Interior finishes will continue to erode and be sub-standard.


|                                |                                    |                |                  |
|--------------------------------|------------------------------------|----------------|------------------|
| <b>Project Cost Estimates:</b> |                                    | <b>FY 2023</b> | <b>Future FY</b> |
|                                | <b>Design &amp; Permitting</b>     | \$105,114      | \$248,087        |
|                                | <b>Construction or Acquisition</b> | \$875,952      | \$2,067,390      |
|                                | <b>Project Management</b>          | \$60,000       | \$153,660        |
|                                | <b>Project Contingency</b>         | \$96,255       | \$248,087        |
|                                | <b>All Other Cost</b>              | \$30,000       | \$70,000         |
|                                | <b>Total Project Cost</b>          | \$1,167,321    | \$2,787,224      |

**Basis for Cost Estimates:** Architect-assisted in-house estimate

|  |             |  |   |                              |   |
|--|-------------|--|---|------------------------------|---|
| <b>Project Estimated Completion Date:</b> FY 2025    |             | <b>Design &amp; Permit (months)</b>              | 6 | <b>Construction (months)</b> | 8 |
| <b>Cost/Description FY 2023 and Follow-On Years:</b> |             |  |   |                              |   |
| <b>Fiscal Year</b>                                   | <b>Cost</b> | <b>Project Description/Components</b>            |   |                              |   |
| 2023   | \$1,167,321 | Security & Lobby Upgrades                        |   |                              |   |
| 2024   | \$1,586,827 | Window Replacement & Hazardous Materials Removal |   |                              |   |
| 2025   | \$1,200,397 | Interior improvements                            |   |                              |   |

**Source of Funding:** Capital Trust Fund Bond Issue

**Operating Budget Impact now or in future:** This project continues restoration of an existing facility, limiting the need for a new facility at greater cost.



Barnstable Police Department



## Hyannis Youth & Community Center Enterprise Fund Project Descriptions

PROJECT: HYCC-23

DEPARTMENT PRIORITY: 1 of 2

2022-111

**Project Working Title:** Hyannis Youth and Community Center Facility Mechanical Improvements

**Project Location:** 141 Bassett Ln Hyannis, MA 02601

**Project Description:** This project has been divided into multiple years of work, each addressing specific elements of repair as identified by consultants. Some of the repairs may yet to be discovered. This project continues to replace and upgrade worn mechanical systems as discovered under analysis funded in FY20.

FY23 work completes installation of the RTU-1 Variable Air Volume System, and adds additional air temperature controls. This unit provides conditioned air for the pump room, men's and women's restroom, janitor/storage space, first aid office, concession area, skate rental, lower lobby, coaches offices, teen center, computer room, rink office, upper lobby, corridors, reception area, youth services office, multipurpose room, conference room, administration area, marketing MCR suite, ERV1, dedicated Zamboni hot water system, and other improvements as discovered and appropriate will also be included.

FY24 funding will replace units ERV2 that serves the gym and locker rooms. These units will be replaced with the inclusion of CO2 demand control, and volume dampers. All units will have stainless steel interiors and E coating on all coils.

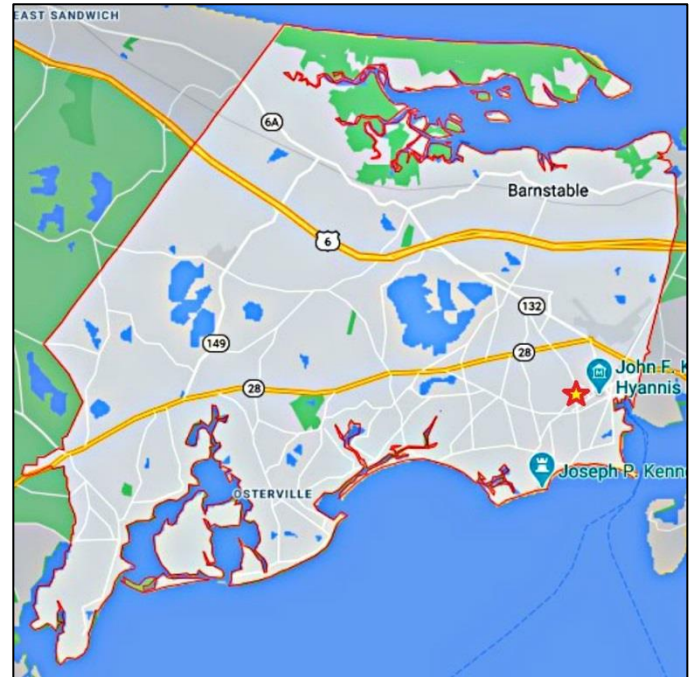
FY25 funding will replace the MAU1 unit, which provides makeup air to parts of the building. Currently the unit is not providing adequate temperatures and humidity to the interior spaces. An interlock with the kitchen vent system will be installed.

FY26 funding will replace the DH1 unit, which provides dehumidification to rink 1.

FY27 funding will address interior finish and life safety element replacements as outlined in the facility management plan completed by Facility Dude in 2018.

**Project Justification:** The Department Of Public Works assumed maintenance responsibilities for the Hyannis Youth and Community Center in October of 2016. The facility was plagued with system failures due to deferred maintenance. DPW immediately commissioned a facility condition assessment to develop a comprehensive action plan. Engineering funds appropriated in FY19 have been used to engineer replacement of deteriorated building and mechanical elements. This CIP has been developed based on engineering condition assessments that were completed in FY20.

**Impact of Denial/Postponement:** Continued deterioration of indoor air quality, temperature, and humidity control.



|                                |                                    |                    |                    |
|--------------------------------|------------------------------------|--------------------|--------------------|
| <b>Project Cost Estimates:</b> |                                    | <b>FY 2023</b>     | <b>Future FY</b>   |
|                                | <b>Design &amp; Permitting</b>     | \$137,500          | \$472,526          |
|                                | <b>Construction or Acquisition</b> | \$1,375,000        | \$4,725,262        |
|                                | <b>Project Management</b>          | \$110,000          | \$378,021          |
|                                | <b>Project Contingency</b>         | \$137,500          | \$472,526          |
|                                | <b>All Other Cost</b>              | \$10,000           | \$50,000           |
|                                | <b>Total Project Cost</b>          | <b>\$1,770,000</b> | <b>\$6,098,335</b> |

**Basis for Cost Estimates:** Facilities Management Report and Mechanical Engineer Evaluation.

|  |             |  |   |                              |    |
|--|-------------|--|---|------------------------------|----|
| <b>Project Estimated Completion Date:</b> FY 2024    |             | <b>Design &amp; Permit (months)</b>                          | 6 | <b>Construction (months)</b> | 10 |
| <b>Cost/Description FY 2023 and Follow-On Years:</b> |             |  |   |                              |    |
| <b>Fiscal Year</b>                                   | <b>Cost</b> | <b>Project Description/Components</b>                        |   |                              |    |
| 2023   | \$1,770,000 | RTU1 Installation completion, Boiler plant, ERV1 replacement |   |                              |    |
| 2024   | \$1,576,400 | ERV2 replacement, MAU1 Replacement, Balancing, Controls      |   |                              |    |
| 2025   | \$802,000   | Control system upgrades                                      |   |                              |    |
| 2026   | \$1,409,200 | DH1 replacement with demand control and duct modifications   |   |                              |    |
| 2027   | \$540,735   | Interior improvements per facility management plan.          |   |                              |    |

**Source of Funding:** Capital Trust Fund Bond Issue

**Operating Budget Impact now or in future:** This project should reduce routine maintenance cost at the facility.



Hyannis Youth and Community Center Roof and Ventilation System.

# Community Services Department General Fund Project Descriptions

|                        |                                     |                 |
|------------------------|-------------------------------------|-----------------|
| <b>PROJECT: CSD-23</b> | <b>DEPARTMENT PRIORITY: 1 of 19</b> | <b>2022-112</b> |
|------------------------|-------------------------------------|-----------------|

**Project Working Title:** Centerville Recreation Playground & Site Improvements

**Project Location:** 524 S Main St Centerville, MA 02632

**Project Description:** The recreation department and citizen groups heavily use the Centerville Recreation Facility and site. Funding for playground renovations was recently approved by the Community Preservation Committee and Town Council. This project continues the work on revitalizing the site by adding much needed additional parking and sidewalks. Future funding will complete the multipurpose field.

**Project Justification:** The Centerville Recreation Facility is heavily used by the Recreation Department and the community, the existing parking area is limited, and with improvements funded for playground enhancement and recently completed improvements to the building, The current parking will be inadequate.

**Impact of Denial/Postponement:** Site will be congested. Parking will continue to be limited.



| Project Cost Estimates: |                             | FY 2023          | Future FY        |
|-------------------------|-----------------------------|------------------|------------------|
|                         | Design & Permitting         | \$52,214         | \$19,004         |
|                         | Construction or Acquisition | \$652,680        | \$237,552        |
|                         | Project Management          | \$52,214         | \$19,004         |
|                         | Project Contingency         | \$65,268         | \$23,755         |
|                         | All Other Cost              | \$5,000          | \$1,000          |
|                         | <b>Total Project Cost</b>   | <b>\$827,376</b> | <b>\$300,315</b> |

**Basis for Cost Estimates:** In-house Estimate

| <b>Project Estimated Completion Date: FY 2024</b>    |           | <b>Design &amp; Permit (months)</b>        | 8 | <b>Construction (months)</b> | 8 |
|--|-----------|--|---|------------------------------|---|
| <b>Cost/Description FY 2023 and Follow-On Years:</b> |           |  |   |                              |   |
| Fiscal Year  | Cost      | Project Description/Components             |   |                              |   |
| 2023   | \$827,376 | Parking design and construction            |   |                              |   |
| 2024   | \$300,315 | Multipurpose field design and construction |   |                              |   |

**Source of Funding:** Capital Trust Fund Bond Issue

**Operating Budget Impact now or in future:** Routine maintenance may be reduced.





Centerville Recreation Playground



**Project Working Title:** Hathaway’s Pond Bathhouse and Site Improvements

**Project Location:** 1431 Phinneys Ln, West Barnstable, MA 02668



**Project Description:** This project revitalizes Hathaway’s Pond Park. Improvements will include: (a) Demolition of the old bathhouse and construction of a new one in a new larger bathhouse that meets current building code and accessibility standard, and addresses expanding recreational programming needs; (b) installation of a new pavilion with outdoor showers, picnic tables, benches, landscaping, and associated amenities; (c) restoration of beach frontage along the entire shoreline of the property and improving the beach elevation and width; (d) reconfiguration of the parking lot(s), constructing accessible walkway(s) to the beach, repaving the access drive, installing a new gate, improving drainage, storm water management and erosion controls, and associated infrastructure improvements. (e) Design and construction of a new playground for two age groups (2 to 5 years) and (5 to 12 years).

**Project Justification:** Park, bathhouse, and amenities are aged and in an accelerated state of decay. Uncontrolled storm water runs from the deteriorated parking areas directly into the pond. Large erosion ditches have formed which exasperate erosion of the beach into the pond. The parking lots consist of broken aged pavement and stone which has settled into the soil. The increasing frequency of high intensity rainstorms in recent years has caused substantial erosion on the site, creating hazardous ruts, the need for substantially more maintenance, and potential impacts to natural resources. The bathhouse is outdated and is not satisfying programmatic needs. The site lacks accessible facilities and additional amenities beachgoers expect to have. This park is heavily used with visitors attempting to park along driveways and in the street. Picnic areas are improperly designed resulting in picnic tables that are not level and pitch to the side. Metal grills are rusted out and have become a hazard. There has been an increased interest in creating a modern playground at the site.

**Impact of Denial/Postponement:** The condition of the property will continue to deteriorate, resulting in escalating maintenance costs, reduced utilization, and lower public satisfaction.

| Project Cost Estimates: |                             | FY 2023          | Future FY          |
|-------------------------|-----------------------------|------------------|--------------------|
|                         | Design & Permitting         | \$300,000        | -                  |
|                         | Construction or Acquisition | -                | \$2,080,000        |
|                         | Project Management          | \$95,000         | \$95,000           |
|                         | Project Contingency         | \$55,000         | \$380,000          |
|                         | <b>Total Project Cost</b>   | <b>\$450,000</b> | <b>\$2,555,000</b> |

**Basis for Cost Estimates:** Department of Public Works Engineering and Architectural Staff

| Project Estimated Completion Date: FY 2024    |             | Design & Permit (months)       | 12 | Construction (months) | 12 |
|---|-------------|--------------------------------|----|-----------------------|----|
| Cost/Description FY 2023 and Follow-On Years: |             |                                |    |                       |    |
| Fiscal Year                                   | Cost        | Project Description/Components |    |                       |    |
| 2023  | \$450,000   | Design & Permitting            |    |                       |    |
| 2024  | \$2,555,000 | Construction                   |    |                       |    |

**Source of Funding:** Capital Trust Fund Bond Issue

**Operating Budget Impact now or in future:** Potential reduction in routine maintenance.



Hathaway's Pond Bathhouse and Site



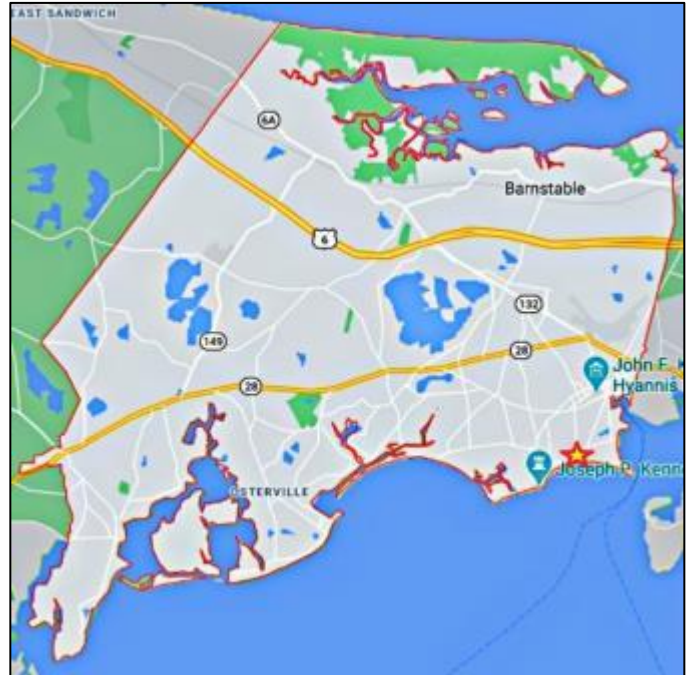
**Project Working Title:** Beach Parking Lot Rehabilitation - Keyes Memorial Beach

**Project Location:** Ocean Ave Barnstable, MA 02601

**Project Description:** Project would include full depth reclamation and repaving of the existing lot, including re-striping of parking lot and minor drainage improvements at Keyes Memorial Beach.

**Project Justification:** The existing pavement has deteriorated such that rehabilitation is necessary. In some places, the pavement condition may be difficult or unsafe for some pedestrians.

**Impact of Denial/Postponement:** The parking lot will deteriorate further resulting in the need for more complete reconstruction. The facility will not properly serve the thousands of annual visitors to the beach.



|                                |                                    |                  |                  |
|--------------------------------|------------------------------------|------------------|------------------|
| <b>Project Cost Estimates:</b> |                                    | <b>FY 2023</b>   | <b>Future FY</b> |
|                                | <b>Construction or Acquisition</b> | \$250,000        | -                |
|                                | <b>Project Management</b>          | \$10,000         | -                |
|                                | <b>Project Contingency</b>         | \$25,000         | -                |
|                                | <b>All Other Cost</b>              | \$5,000          | -                |
|                                | <b>Total Project Cost</b>          | <b>\$290,000</b> | <b>-</b>         |

**Basis for Cost Estimates:** Department of Public Works Engineering

|  |             |                                       |   |                              |   |
|--|-------------|---------------------------------------|---|------------------------------|---|
| <b>Project Estimated Completion Date: FY 2023</b>    |             | <b>Design &amp; Permit (months)</b>   | 3 | <b>Construction (months)</b> | 6 |
| <b>Cost/Description FY 2023 and Follow-On Years:</b> |             |                                       |   |                              |   |
| <b>Fiscal Year</b>                                   | <b>Cost</b> | <b>Project Description/Components</b> |   |                              |   |
| 2023   | \$290,000   | Design & Construction                 |   |                              |   |

**Source of Funding:** General Fund Reserves

**Operating Budget Impact now or in future:** Parking lots are maintained through the existing operating budget.



Keyes Memorial Beach Parking Lot



## Marine & Environmental Affairs Department General Fund Project Descriptions

PROJECT: MEA-23

DEPARTMENT PRIORITY: 1 of 18

2022-115

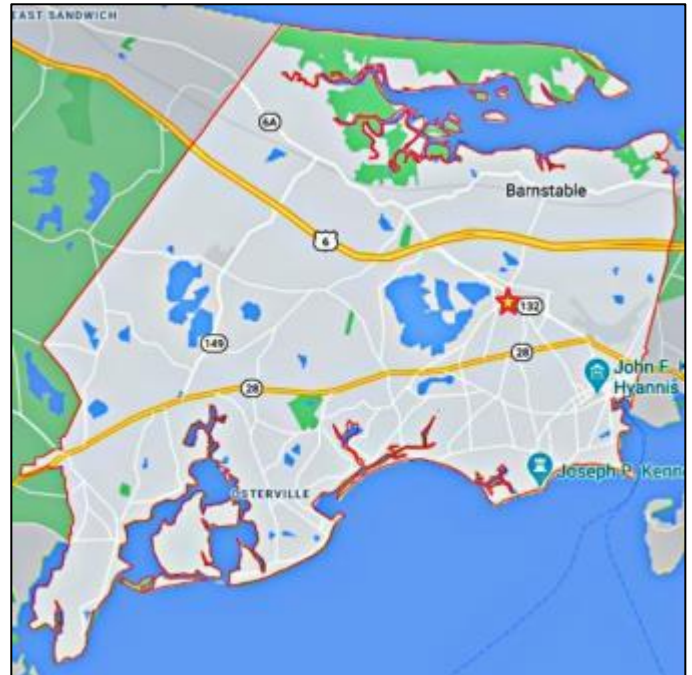
**Project Working Title:** Marine & Environmental Affairs Interior Improvements

**Project Location:** 1189 Phinney's Lane, Centerville, MA 02632

**Project Description:** The project consists of upgrades to the existing restroom to meet accessibility requirements and user needs at the Marine & Environmental Affairs building.

**Project Justification:** This project addresses accessibility improvements to the restrooms and provides needed shower facilities that do not currently exist.

**Impact of Denial/Postponement:** The Restrooms are non-compliant in Americans with Disabilities Act (ADA) terms and below acceptable standards, therefore, upgrades are needed.



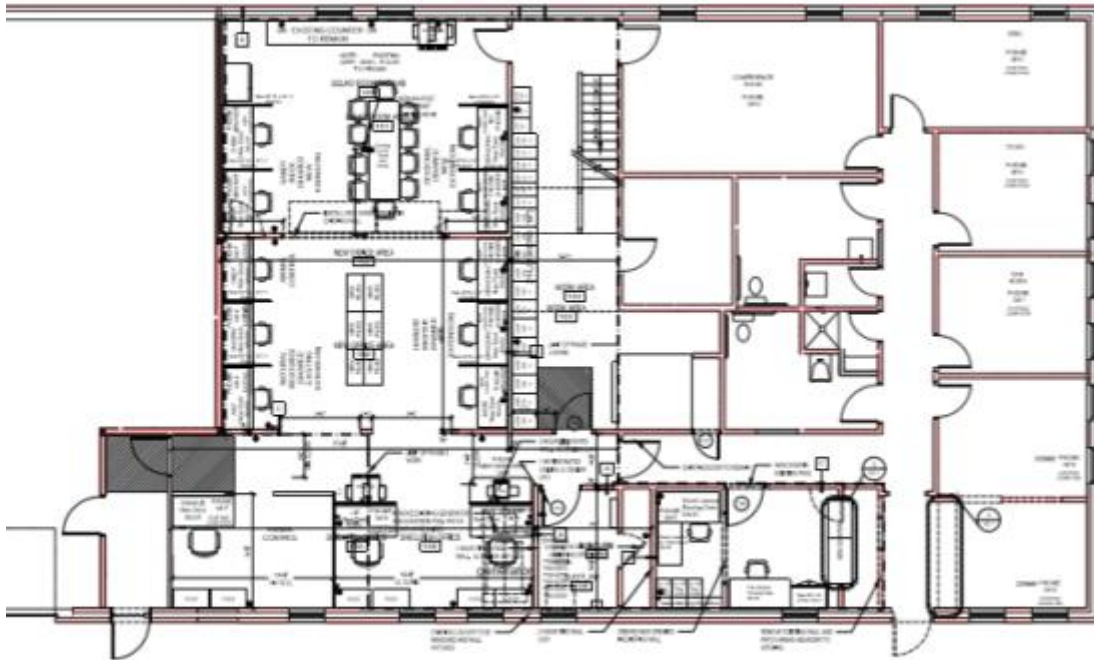
| Project Cost Estimates: |                             | FY 2023          | Future FY |
|-------------------------|-----------------------------|------------------|-----------|
|                         | Design & Permitting         | \$22,680         | -         |
|                         | Construction or Acquisition | \$226,100        | -         |
|                         | Project Management          | \$18,144         | -         |
|                         | Project Contingency         | \$22,680         | -         |
|                         | <b>Total Project Cost</b>   | <b>\$289,604</b> | <b>-</b>  |

**Basis for Cost Estimates:** In-house Estimate

| Project Estimated Completion Date: FY 2024           |           | Design & Permit (months)       | 12 | Construction (months) | 12 |
|--|-----------|--------------------------------|----|-----------------------|----|
| <b>Cost/Description FY 2023 and Follow-On Years:</b> |           |                                |    |                       |    |
| Fiscal Year  | Cost      | Project Description/Components |    |                       |    |
| 2023   | \$289,604 | Design and Construction        |    |                       |    |

**Source of Funding:** General Fund Reserves

**Operating Budget Impact now or in future:** N/A



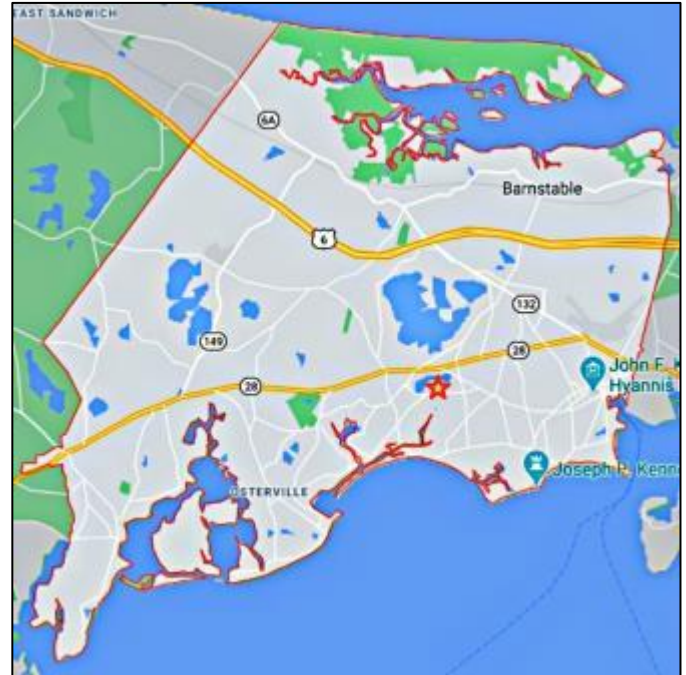
Marine & Environmental Affairs Building

**Project Working Title:** Long Pond Fishway Design and Permitting

**Project Location:** Long Pond off Holly Lane, Centerville, MA 02632

**Project Description:** This project will fund the design and permitting required for improvements to the outlet structure of Long Pond (Centerville) to improve the conveyance of river herring into and out of the pond. The project will design a water control structure to be used in lieu of the existing sand bags to control water levels and flow out of Long Pond. Final designs, specifications, and construction cost estimates will be prepared and permit applications will be acquired, effectively preparing this project for implementation.

**Project Justification:** Every spring, herring travel up the Centerville River through Long Pond and into Lake Wequaquet. Over the years, thousands of herring are counted entering Long Pond in the spring when groundwater levels are high. The Department of Marine and Environmental Affairs (MEA) has been managing this outlet with sandbags to ensure there is enough water to convey herring from Long Pond to the estuary in the fall. Installation of a water control structure is needed to provide consistent fish passage at this location.



**Impact of Denial/Postponement:** Without funding, fish counts may decline due to inability to leave Long Pond in the fall.

| Project Cost Estimates:   |                             | FY 2023          | Future FY |
|---------------------------|-----------------------------|------------------|-----------|
|                           | Design & Permitting         | \$45,000         | -         |
|                           | Construction or Acquisition | -                | \$125,000 |
|                           | Project Contingency         | \$5,000          | \$25,000  |
| <b>Total Project Cost</b> | <b>\$50,000</b>             | <b>\$150,000</b> |           |

**Basis for Cost Estimates:** Department of Public Works Engineering

| <b>Project Estimated Completion Date:</b> FY 2024    |           | <b>Design &amp; Permit (months)</b> | 12 | <b>Construction (months)</b> | 3 |
|--|-----------|-------------------------------------|----|------------------------------|---|
| <b>Cost/Description FY 2023 and Follow-On Years:</b> |           |                                     |    |                              |   |
| Fiscal Year  | Cost      | Project Description/Components      |    |                              |   |
| 2023   | \$50,000  | Design & Permitting                 |    |                              |   |
| 2024   | \$150,000 | Construction                        |    |                              |   |

**Source of Funding:** General Fund Reserves. Also, construction may be eligible for potential grant funding sources including Natural Resources Conservation Service and Southeast New England Program

**Operating Budget Impact now or in future:** N/A





Long Pond Centerville Outlet (facing the pond).  
Taken January 2021



Long Pond Centerville Outlet (facing the channel).  
Taken January 2021



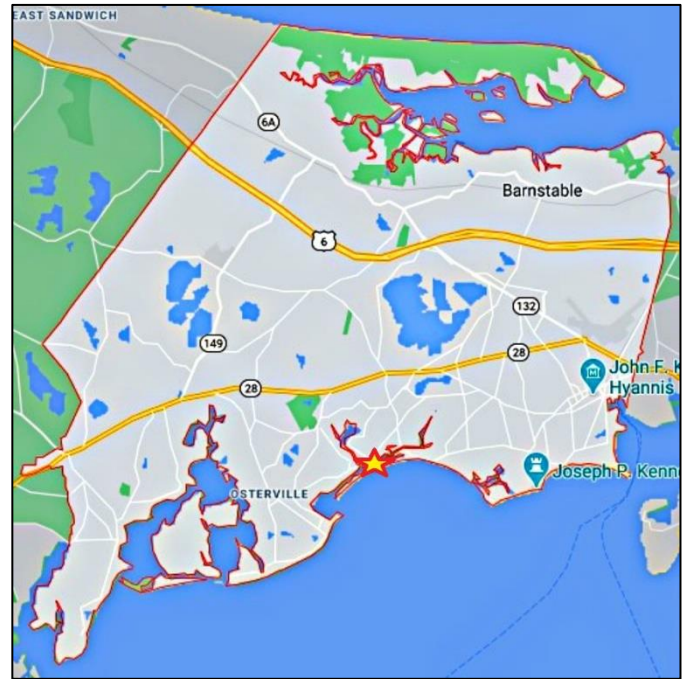
**Project Working Title:** McCarthy’s Landing Dinghy Dock Design and Permitting

**Project Location:** 40 Hayward Rd, Centerville, MA 02632

**Project Description:** Design and permitting of the replacement of the dinghy dock at McCarthy’s Landing.

**Project Justification:** The existing dinghy dock that is affixed to the pier at McCarthy’s Landing is in need of replacement. The dinghy dock is utilized by residents to tie up small vessels (“dinghys”) which are then utilized to access boats that are stored on moorings in the Centerville River. Upon researching the dinghy dock, it was determined that there is not an active permit / license approving the installation of the dock. Permitting requirements for a dock are relatively significant and include Conservation Commission, Army Corps of Engineering, DEP/Chapter 91 License, and potentially MEPA review.

**Impact of Denial/Postponement:** Currently the dinghy dock is not properly permitted/licensed. In addition, the infrastructure is in poor condition and is in need of replacement. Failure to replace the dingy dock with a new, properly permitted dock will result in restricted access to the adjacent mooring fields.



|                                |                                    |                 |                  |
|--------------------------------|------------------------------------|-----------------|------------------|
| <b>Project Cost Estimates:</b> |                                    | <b>FY 2023</b>  | <b>Future FY</b> |
|                                | <b>Design &amp; Permitting</b>     | \$60,000        | -                |
|                                | <b>Construction or Acquisition</b> | -               | TBD              |
|                                | <b>Project Management</b>          | \$5,000         | -                |
|                                | <b>Total Project Cost</b>          | <b>\$65,000</b> | <b>TBD</b>       |

**Basis for Cost Estimates:** Consultant estimate

|  |             |  |    |                              |   |
|--|-------------|--|----|------------------------------|---|
| <b>Project Estimated Completion Date:</b> FY 2023    |             | <b>Design &amp; Permit (months)</b>    | 12 | <b>Construction (months)</b> | 3 |
| <b>Cost/Description FY 2023 and Follow-On Years:</b> |             |  |    |                              |   |
| <b>Fiscal Year</b>                                   | <b>Cost</b> | <b>Project Description/Components</b>  |    |                              |   |
| 2023   | \$65,000    | Design & Permitting                    |    |                              |   |
| 2024   | TBD         | Construction & Construction Management |    |                              |   |

**Source of Funding:** General Fund Reserves and Transfer in \$21,000 from TC 2019-149 available funds

**Operating Budget Impact now or in future:** No, similar maintenance will be necessary occur upon replacement of the dinghy dock. This project includes anticipated increases in supplies, maintenance cost, electricity cost, and/or personnel costs.



McCarthy's Landing Dinghy Dock

**Project Working Title:** Mill Pond Fishway Design, Permitting, and Construction

**Project Location:** Mill Pond Adjacent to Route 149 Marstons Mills

**Project Description:** This project will fund the construction for rehabilitating the Mill Pond Dam, Fishway, and Park area. The focus of the project will be to rehabilitate the existing dam and fish run to meet modern day design standards.

**Project Justification:** The dam and fish ladder at this location is over 300 years old, and the recent dam inspection reports have determined the dam is in fair condition, but requires rehabilitation to meet modern day standards. Similarly, the fish run at this location is outdated, not meeting modern day fish passage standards, and currently impedes fish passage into the Marstons Mills River to Mystic Lake and Middle Pond.

**Impact of Denial/Postponement:** Without funding, fish counts may decline due to inability to leave Long Pond in the fall.



|                                |                                    |                |                  |
|--------------------------------|------------------------------------|----------------|------------------|
| <b>Project Cost Estimates:</b> |                                    | <b>FY 2023</b> | <b>Future FY</b> |
|                                | <b>Design &amp; Permitting</b>     | \$100,000      | -                |
|                                | <b>Construction or Acquisition</b> | -              | \$550,000        |
|                                | <b>Project Contingency</b>         | \$20,000       | \$50,000         |
|                                | <b>Total Project Cost</b>          | \$120,000      | \$600,000        |

**Basis for Cost Estimates:** Department of Public Works Engineering

|  |             |                                       |   |                              |    |
|--|-------------|---------------------------------------|---|------------------------------|----|
| <b>Project Estimated Completion Date:</b> FY 2025    |             | <b>Design &amp; Permit (months)</b>   | - | <b>Construction (months)</b> | 12 |
| <b>Cost/Description FY 2023 and Follow-On Years:</b> |             |                                       |   |                              |    |
| <b>Fiscal Year</b>                                   | <b>Cost</b> | <b>Project Description/Components</b> |   |                              |    |
| 2023   | \$120,000   | Design & Permitting                   |   |                              |    |
| 2024   | \$600,000   | Construction                          |   |                              |    |

**Source of Funding:** General Fund Reserves. Construction may be eligible for potential grants such as Natural Resource Conservation Service

**Operating Budget Impact now or in future:** This project will reduce the required maintenance by improving the fish run and dam.





Mill Pond Dam and Fish Ladder



Stone damage and missing stones around the water control structure.



Water flow from pond under the sidewalk caused undermining.



Worn steps and pools along fish ladder.



**Project Working Title:** Town Wide Bulkhead Assessments

**Project Location:** Various Locations – Town Owned Bulkheads

**Project Description:** The project would fund the routine inspection of the Town’s existing bulkheads to monitor condition. This year’s request would fund the routine inspection of eight (8) Town owned bulkheads.

**Project Justification:** The American Society of Civil Engineers (ASCE) recommends that communities perform routine inspections of bulkheads every five (5) years. The inspections will be performed in accordance with ASCE Manual No. 130 “Waterfront Facilities Inspections and Assessments” and will include underwater and above water inspections, testing of bulkhead components and preparation of an inspection report documenting findings and identifying necessary repairs.

**Impact of Denial/Postponement:** Lack of routine inspections of the Town’s bulkheads could result in a catastrophic failure that would disrupt business interests and tourist access at these locations.



| Project Cost Estimates: |                           | FY 2023          | Future FY        |
|-------------------------|---------------------------|------------------|------------------|
|                         | Design & Permitting       | \$145,000        | \$145,000        |
|                         | Project Management        | \$5,000          | \$5,000          |
|                         | <b>Total Project Cost</b> | <b>\$150,000</b> | <b>\$150,000</b> |

**Basis for Cost Estimates:** Consultant and Department of Public Works Engineering

| Project Estimated Completion Date:                   | Design & Permit (months) | 6                              | Construction (months) | - |
|--|--------------------------|--------------------------------|-----------------------|---|
| <b>Cost/Description FY 2023 and Follow-On Years:</b> |                          |                                |                       |   |
| Fiscal Year  | Cost                     | Project Description/Components |                       |   |
| 2023   | \$150,000                | Inspections                    |                       |   |
| 2024   | \$150,000                | Inspections                    |                       |   |

**Source of Funding:** General Fund Reserves

**Operating Budget Impact now or in future:** Future routine maintenance or potential large capital cost may be mitigated.



Bulkheads

## Inspectional Services Department General Fund Project Descriptions

**PROJECT:** MEA-23

**DEPARTMENT PRIORITY:** 1 of 1

**2022-120**

**Project Working Title:** Replace Measurement Compliance Unit (F-350 or equivalent)

**Project Location:** Weights and Measures Program services 10 Towns in Barnstable County

**Project Description:** Barnstable’s prover truck is used to carry precision test equipment called provers. These sensitive devices must be certified by the Commonwealth and maintained in order to be accurate. According to the Commonwealth, the truck and its equipment require shelter from elements. Currently we have temporary accommodations and garage the vehicle in the armory, prior to that the unit was parked outside (2 years); during that time all components were exposed to cold, rain and snow; deterioration of the equipment has occurred as a result.

The Measurement Compliance Unit (prover truck) has broken down on several occasions requiring towing and repairs. The 100 foot hose has dry rot and will need to be replaced in the near future. The power take-off (PTO) that runs our pump has failed to start several times creating problems in the field such as failed inspections and revisits. For example, one of our deputies could not pump 200 gallons of heating oil back to the test truck requiring a re-visit.

**Project Justification:** This vehicle along with our other equipment is responsible for \$441,000 in revenue annually. According to an article in Work Truck Online’s newsletter, Fleet News: Determining the Optimal Lifecycle for Truck Fleets Vehicle age and lifespan lifecycle to optimize the resale value of the vehicle and completely eliminating downtime or maintenance costs. That is probably around 60,000 miles or four years. Or, you may take it out to six- to eight-year period, maybe up to 100,000 miles”, said Samp of Wheels.

**Impact of Denial/Postponement:** This vehicle is a 2002 with 32,000 mi. While the vehicle only has 32,000mi, it is 20 years old, and the bed with the equipment is from a 1998 vehicle. Not only has the vehicle exceeded its effective lifecycle and is no longer reliable to safely travel to the 10 towns within our service area but it is contributing to the loss or delay of revenue.

|                                |                                    |                |                  |
|--------------------------------|------------------------------------|----------------|------------------|
| <b>Project Cost Estimates:</b> |                                    | <b>FY 2023</b> | <b>Future FY</b> |
|                                | <b>Construction or Acquisition</b> | \$80,000       | -                |
|                                | <b>Total Project Cost</b>          | \$80,000       | -                |


**Basis for Cost Estimates:** Ford and Chevy retail truck prices online for the cab and chassis

|  |             |   |   |                              |   |
|--|-------------|---|---|------------------------------|---|
| <b>Project Estimated Completion Date:</b>            |             | <b>Design &amp; Permit (months)</b>                       | - | <b>Construction (months)</b> | - |
| <b>Cost/Description FY 2023 and Follow-On Years:</b> |             |   |   |                              |   |
| <b>Fiscal Year</b>                                   | <b>Cost</b> | <b>Project Description/Components</b>                     |   |                              |   |
| 2023   | \$80,000    | Replace Measurement Compliance Unit (F-350 or equivalent) |   |                              |   |

**Source of Funding:** General Fund Reserves

**Operating Budget Impact now or in future:** It will not reduce routine maintenance but it will reduce unforeseen maintenance costs associated with an older vehicle.





Measurement Compliance Unit (Prover truck)



## School Department General Fund Project Descriptions

**PROJECT: SCH-23**

**DEPARTMENT PRIORITY: 1 of 16**

**2022-121**

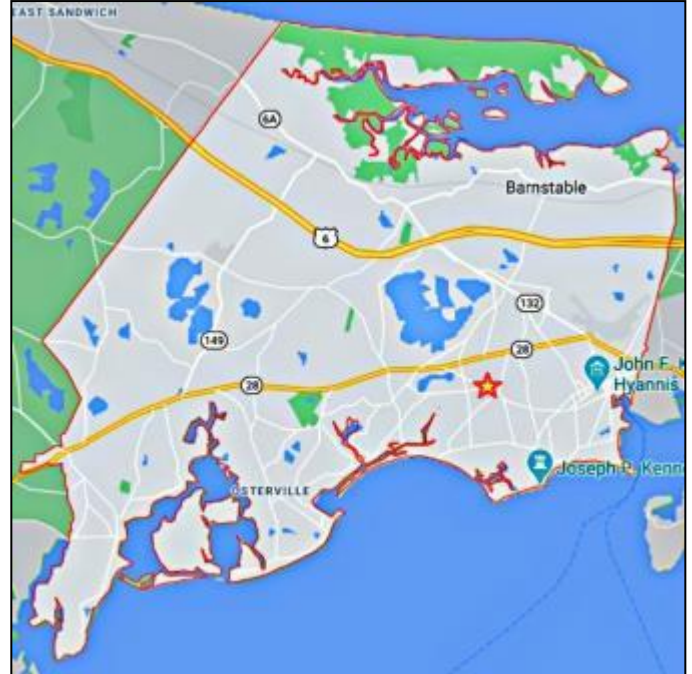
**Project Working Title:** Barnstable High School/Barnstable Intermediate School ( BHS/BIS ) Roof Top Unit Ventilator ( RTU ) Replacement

**Project Location:** 744 W Main St and 895 Falmouth Rd, Hyannis, MA 02601

**Project Description:** Multi-phased plan to replace and upgrade existing RTU at BHS & BIS, (BIS RTU's 1,2,13,14 & 15).

**Project Justification:** Existing RTU's at both locations are greater than 20 years old. In many units, the air conditioning compressors have failed and replacement parts are not available leaving areas of the building without ample cooling. Additionally, the chassis, frame, and cabinet components of the units are deteriorating allowing infiltration into the unit causing eventual leaks within the building.

**Impact of Denial/Postponement:** Denial or postponement of this project will result in continued deterioration of existing equipment with eventual permanent loss of heating and cooling.



| Project Cost Estimates:     |                     | FY 2023            | Future FY           |
|-----------------------------|---------------------|--------------------|---------------------|
|                             | Design & Permitting |                    | \$553,888           |
| Construction or Acquisition |                     | \$2,510,723        | \$9,663,632         |
| Project Management          |                     | \$127,046          | \$488,994           |
| Project Contingency         |                     | \$350,424          | \$1,348,762         |
| All Other Cost              |                     | \$614,903          | \$2,366,728         |
| <b>Total Project Cost</b>   |                     | <b>\$4,156,984</b> | <b>\$16,000,000</b> |

**Basis for Cost Estimates:** Previous Projects

| Project Estimated Completion Date: -          |             | Design & Permit (months)        | - | Construction (months) | - |
|---|-------------|---------------------------------|---|-----------------------|---|
| Cost/Description FY 2023 and Follow-On Years: |             |                                 |   |                       |   |
| Fiscal Year                                   | Cost        | Project Description/Components  |   |                       |   |
| 2023  | \$4,156,984 | Replace BIS RTU's 1,2,13,14,&15 |   |                       |   |
| 2024  | \$4,000,000 | BHS RTU Replacement             |   |                       |   |
| 2025  | \$4,000,000 | BIS RTU Replacement             |   |                       |   |
| 2026  | \$4,000,000 | BIS RTU Replacement             |   |                       |   |
| 2027  | \$4,000,000 | BIS RTU Replacement             |   |                       |   |

**Source of Funding:** Capital Trust Fund Bond Issue

**Operating Budget Impact now or in future:** N/A



Roof Top Unit Ventilators

**Project Working Title:** District Wide Door and Window Replacement

**Project Location:** BCIS, Centerville, BUE, & BIS

**Project Description:** This project involves replacing windows that have increasingly become inoperable. Many of these windows have been secured closed because they have blown open on several occasions. Current windows and doors are drafty and damp and will be replaced with energy efficient units. Existing Doors are being increasingly difficult to upgrade to our district wide RFID entry system.

**Project Justification:** Existing units are becoming a safety concern and one has even fallen on a student. Failure to replace will result in more safety and security concerns, maintenance and energy consumption issues. Upgrades to doors in order to work with district wide RFID entry system will become costly.

**Impact of Denial/Postponement:** Denial or postponement of this project will render the courtyard space unusable with loss of educational programming opportunities.

| Project Cost Estimates: |                             | FY 2023            | Future FY          |
|-------------------------|-----------------------------|--------------------|--------------------|
|                         | Design & Permitting         | \$50,000           | \$50,000           |
|                         | Construction or Acquisition | \$750,000          | \$750,000          |
|                         | Project Management          | \$37,000           | \$37,000           |
|                         | Project Contingency         | \$148,000          | \$148,000          |
|                         | All Other Cost              | \$15,000           | \$15,000           |
|                         | <b>Total Project Cost</b>   | <b>\$1,000,000</b> | <b>\$1,000,000</b> |

**Basis for Cost Estimates:** In-house Estimate

| Project Estimated Completion Date: FY 2024           |             | Design & Permit (months)       | 6 | Construction (months) | 18 |
|--|-------------|--------------------------------|---|-----------------------|----|
| <b>Cost/Description FY 2023 and Follow-On Years:</b> |             |                                |   |                       |    |
| Fiscal Year  | Cost        | Project Description/Components |   |                       |    |
| 2023   | \$1,000,000 | Door and Window Replacement    |   |                       |    |
| 2024   | \$1,000,000 | Door and Window Replacement    |   |                       |    |

**Source of Funding:** Capital Trust Fund Bond Issue

**Operating Budget Impact now or in future:** Potential reduced routine maintenance.



School Windows Needing Replacement



**Project Working Title:** Barnstable West Barnstable, Barnstable Community Innovation School and Centerville Elementary School Emergency Generators

**Project Location:** BWB, BCIS & Centerville

**Project Description:** Install Emergency Generators to provide power for critical circuits.

**Project Justification:** Due to remoteness of these facilities and power is routinely interrupted during periods of high wind and winter storms. The addition of an emergency power source will provide additional safety, security, and comfort during periods of prolonged outages.

**Impact of Denial/Postponement:** Denial or postponement of this project will render the courtyard space unusable with loss of educational programming opportunities.

| Project Cost Estimates: |                             | FY 2023          | Future FY        |
|-------------------------|-----------------------------|------------------|------------------|
|                         | Design & Permitting         | \$45,000         | -                |
|                         | Construction or Acquisition | \$480,000        | \$600,000        |
|                         | Project Management          | \$25,000         | -                |
|                         | Project Contingency         | \$100,000        | \$50,000         |
|                         | <b>Total Project Cost</b>   | <b>\$650,000</b> | <b>\$650,000</b> |

**Basis for Cost Estimates:** Budgetary costs based on previous projects and vendor estimates.

| Project Estimated Completion Date: FY 2024           |           | Design & Permit (months)                           | - | Construction (months) | 12 |
|--|-----------|--|---|-----------------------|----|
| <b>Cost/Description FY 2023 and Follow-On Years:</b> |           |  |   |                       |    |
| Fiscal Year  | Cost      | Project Description/Components                     |   |                       |    |
| 2023   | \$650,000 | Emergency Generators ( BWB, Cville, BCIS & Hywest) |   |                       |    |
| 2024   | \$650,000 | Emergency Generators ( BWB, Cville, BCIS & Hywest) |   |                       |    |

**Source of Funding:** General Fund Reserves

**Operating Budget Impact now or in future:** N/A

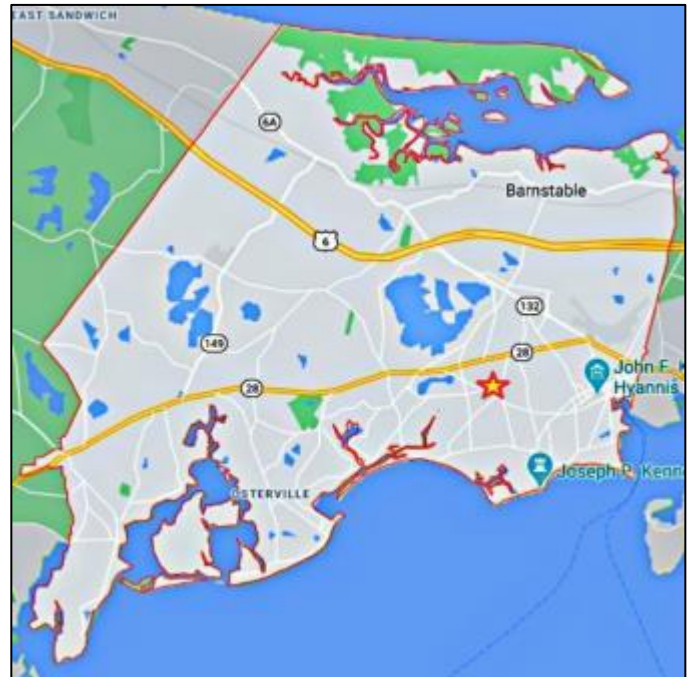
**Project Working Title:** Barnstable High School Tennis Court Replacement

**Project Location:** 744 W Main St Hyannis, MA 02601

**Project Description:** Full replacement of 9 existing tennis courts with 8 new courts using post tension design to increase useful life and playability. Potential options to involve pickleball courts will be explored.

**Project Justification:** Existing courts are > 20 years old and are beginning to show signs of deterioration. Continued surface cracking will affect playability and safety.

**Impact of Denial/Postponement:** Denial or postponement could cause closure of courts for safety.




| Project Cost Estimates:     |                     | FY 2023            | Future FY |
|-----------------------------|---------------------|--------------------|-----------|
|                             | Design & Permitting |                    | \$64,250  |
| Construction or Acquisition |                     | \$1,285,000        | -         |
| Project Management          |                     | \$30,000           | -         |
| Project Contingency         |                     | \$192,750          | -         |
| All Other Cost              |                     | \$50,000           | -         |
| <b>Total Project Cost</b>   |                     | <b>\$1,622,000</b> | -         |

**Basis for Cost Estimates:** Previous projects

|  |             |                                       |   |                              |   |
|--|-------------|---------------------------------------|---|------------------------------|---|
| <b>Project Estimated Completion Date: FY 2024</b>    |             | <b>Design &amp; Permit (months)</b>   | 2 | <b>Construction (months)</b> | 3 |
| <b>Cost/Description FY 2023 and Follow-On Years:</b> |             |                                       |   |                              |   |
| <b>Fiscal Year</b>                                   | <b>Cost</b> | <b>Project Description/Components</b> |   |                              |   |
| 2023   | \$1,622,000 | Full replacement of BHS Tennis Courts |   |                              |   |

**Source of Funding:** Capital Trust Fund Bond Issue

**Operating Budget Impact now or in future:** N/A



Barnstable High School Tennis Court

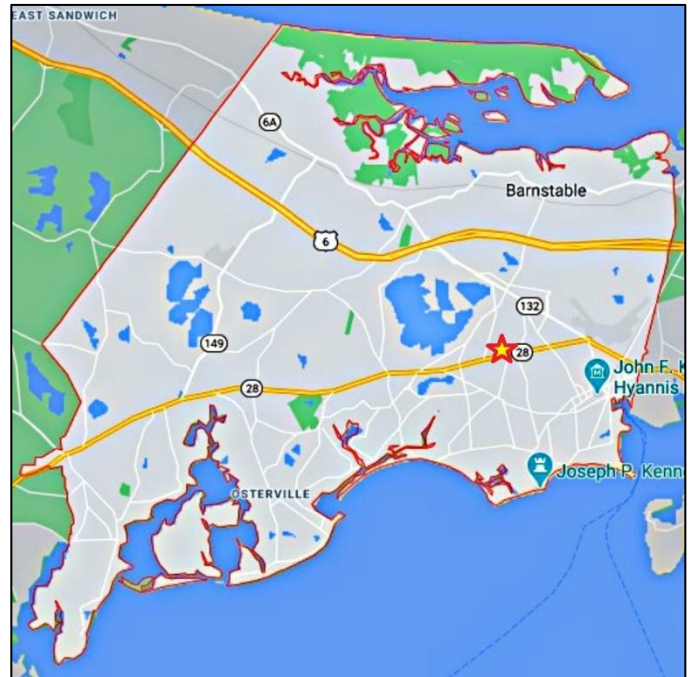
**Project Working Title:** Transportation / Facilities Fuel Pump & Vehicle Lift Replacement

**Project Location:** 835 Falmouth Rd Hyannis, MA 02601

**Project Description:** Replace the fuel pumps and vehicle lift

**Project Justification:** The Fuel pump heads are out dated and becoming increasingly hard to find replacement parts. New pumps would come with an improved tracking system for better tracking of fuel use per vehicle / department. Existing vehicle lift is not rated to lift our heavier busses; this forces the district to send these busses out for maintenance and repairs.

**Impact of Denial/Postponement:** Denial or postponement of this project could result in heating system failure with the possibility of facility damage due to frozen pipes, etc.



|                                |                                    |                |                  |
|--------------------------------|------------------------------------|----------------|------------------|
| <b>Project Cost Estimates:</b> |                                    | <b>FY 2023</b> | <b>Future FY</b> |
|                                | <b>Construction or Acquisition</b> | \$60,000       | -                |
|                                | <b>Total Project Cost</b>          | \$60,000       | -                |

**Basis for Cost Estimates:** Contractor quotes

|  |             |                                       |   |                              |   |
|--|-------------|---------------------------------------|---|------------------------------|---|
| <b>Project Estimated Completion Date:</b> On-going   |             | <b>Design &amp; Permit (months)</b>   | - | <b>Construction (months)</b> | 6 |
| <b>Cost/Description FY 2023 and Follow-On Years:</b> |             |                                       |   |                              |   |
| <b>Fiscal Year</b>                                   | <b>Cost</b> | <b>Project Description/Components</b> |   |                              |   |
| 2023   | \$60,000    | Fuel pump & Vehicle lift replacement  |   |                              |   |

**Source of Funding:** General Fund Reserves

**Operating Budget Impact now or in future:** N/A





Facilities Fuel Pump



**Project Working Title:** BPS Campus Wide Paving and Sidewalk Repair

**Project Location:** Barnstable

**Project Description:** Pave and repair campus parking lots and sidewalks as needed.

**Project Justification:** Safety and maintenance as several locations have large cracks, which have led to incidents of tripping.

**Impact of Denial/Postponement:** Denial or postponement of this project will render the courtyard space unusable with loss of educational programming opportunities.

|                                |                                    |                |                  |
|--------------------------------|------------------------------------|----------------|------------------|
| <b>Project Cost Estimates:</b> |                                    | <b>FY 2023</b> | <b>Future FY</b> |
|                                | <b>Construction or Acquisition</b> | \$350,000      | \$500,000        |
|                                | <b>Total Project Cost</b>          | \$350,000      | \$500,000        |

**Basis for Cost Estimates:** In-house Estimate

|  |             |                                       |   |                              |    |
|--|-------------|---------------------------------------|---|------------------------------|----|
| <b>Project Estimated Completion Date:</b> FY 2024    |             | <b>Design &amp; Permit (months)</b>   | 6 | <b>Construction (months)</b> | 36 |
| <b>Cost/Description FY 2023 and Follow-On Years:</b> |             |                                       |   |                              |    |
| <b>Fiscal Year</b>                                   | <b>Cost</b> | <b>Project Description/Components</b> |   |                              |    |
| 2023   | \$350,000   | Paving & Sidewalks                    |   |                              |    |
| 2024   | \$250,000   | Paving & Sidewalks                    |   |                              |    |
| 2025   | \$250,000   | Paving & Sidewalks                    |   |                              |    |

**Source of Funding:** General Fund Reserves

**Operating Budget Impact now or in future:** N/A



Paving & Sidewalks

**Project Working Title:** Campus Wide Mechanical Upgrades ( Burners, Boilers, HVAC & Pump Systems )

**Project Location:** BPS District Wide

**Project Description:** District Wide Boiler, Burners, and Pump Upgrades

**Project Justification:** Much of our existing equipment is over 30 years old and requires replacement and/or upgrade.

**Impact of Denial/Postponement:** Denial or postponement of this project could result in heating system failure with the possibility of facility damage due to frozen pipes, etc.

|                                |                                    |                |                  |
|--------------------------------|------------------------------------|----------------|------------------|
| <b>Project Cost Estimates:</b> |                                    | <b>FY 2023</b> | <b>Future FY</b> |
|                                | <b>Construction or Acquisition</b> | \$250,000      | \$500,000        |
|                                | <b>Total Project Cost</b>          | \$250,000      | \$500,000        |

**Basis for Cost Estimates:** Contractor quotes

|  |                                     |                                       |                              |    |
|--|-------------------------------------|---------------------------------------|------------------------------|----|
| <b>Project Estimated Completion Date:</b> On-going   | <b>Design &amp; Permit (months)</b> | -                                     | <b>Construction (months)</b> | 48 |
| <b>Cost/Description FY 2023 and Follow-On Years:</b> |                                     |                                       |                              |    |
| <b>Fiscal Year</b>                                   | <b>Cost</b>                         | <b>Project Description/Components</b> |                              |    |
| 2023   | \$250,000                           | Boiler & Pump Replacement             |                              |    |
| 2024   | \$250,000                           | Boiler & Pump Replacement             |                              |    |
| 2025   | \$250,000                           | Boiler & Pump Replacement             |                              |    |

**Source of Funding:** General Fund Reserves

**Operating Budget Impact now or in future:** N/A



Barnstable West Barnstable Boiler



**Project Working Title:** Campus Wide Flooring Replacement and Upgrades

**Project Location:** District Wide

**Project Description:** This is a multi-year project to begin the replacement of worn tile, carpet and vinyl tile throughout the school district. Year 1 ( FY21 ) repairs would include refinishing of BWB/BCIS gym floors, repairs to BHS ramp, busport

**Project Justification:** Existing flooring becoming worn and tattered in all schools throughout the district including gym floors.

**Impact of Denial/Postponement:** Continued deterioration of asset, safety hazard.

|                                |                                    |                |                  |
|--------------------------------|------------------------------------|----------------|------------------|
| <b>Project Cost Estimates:</b> |                                    | <b>FY 2023</b> | <b>Future FY</b> |
|                                | <b>Construction or Acquisition</b> | \$100,000      | \$300,000        |
|                                | <b>Total Project Cost</b>          | \$100,000      | \$300,000        |

**Basis for Cost Estimates:** Past projects, standard unit costs.

|  |                                     |  |                              |    |
|--|-------------------------------------|--|------------------------------|----|
| <b>Project Estimated Completion Date:</b> FY 2026    | <b>Design &amp; Permit (months)</b> | -  | <b>Construction (months)</b> | 48 |
| <b>Cost/Description FY 2023 and Follow-On Years:</b> |                                     |  |                              |    |
| <b>Fiscal Year</b>                                   | <b>Cost</b>                         | <b>Project Description/Components</b>    |                              |    |
| 2023   | \$100,000                           | Replace Gym Floors @ BHS, BIS, BWB, BCIS |                              |    |
| 2024   | \$100,000                           | Replace Gym Floors @ BHS, BIS, BWB, BCIS |                              |    |
| 2025   | \$100,000                           | Replace Gym Floors @ BHS, BIS, BWB, BCIS |                              |    |
| 2026   | \$100,000                           | Replace Gym Floors @ BHS, BIS, BWB, BCIS |                              |    |

**Source of Funding:** General Fund Reserves

**Operating Budget Impact now or in future:** N/A



GYM and Field House Floor

**Project Working Title:** Electric Utility Transformer Upgrade

**Project Location:** Barnstable West Barnstable, Barnstable Community Innovation School,

**Project Description:** Both of these locations are still electrically serviced by transformers, which are housed in on-site underground vaults. These transformers should be removed and replaced with above ground transformers and all service panels should be upgraded.

**Project Justification:** Safety and Reliability

**Impact of Denial/Postponement:** Denial or postponement of this project will render the courtyard space unusable with loss of educational programming opportunities.

| Project Cost Estimates: |                             | FY 2023   | Future FY |
|-------------------------|-----------------------------|-----------|-----------|
|                         | Construction or Acquisition | \$300,000 | -         |
|                         | Total Project Cost          | \$300,000 | -         |

**Basis for Cost Estimates:** In-house Estimate

| Project Estimated Completion Date:                   | Design & Permit (months) | 6                              | Construction (months) | 18 |
|--|--------------------------|--------------------------------|-----------------------|----|
| FY 2024  |                          |                                |                       |    |
| <b>Cost/Description FY 2023 and Follow-On Years:</b> |                          |                                |                       |    |
| Fiscal Year  | Cost                     | Project Description/Components |                       |    |
| 2023   | \$300,000                | Transformer Upgrades           |                       |    |

**Source of Funding:** General Fund Reserves

**Operating Budget Impact now or in future:** N/A



Typical Underground Transformer Array



## Airport Enterprise Fund Project Descriptions

**PROJECT: AIR-23**

**DEPARTMENT PRIORITY: 1 of 16**

**2022-130**

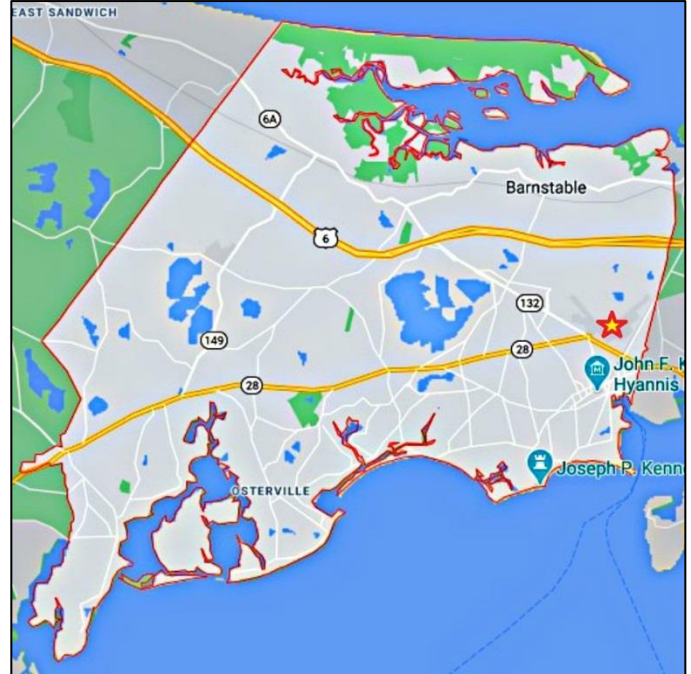
**Project Working Title:** Replace 1992 ARFF Equipment (ARFF Class IV Vehicle with High Reach Extendable Turret (HRET)) - Airport #820 (ARFF Truck and Equipment)

**Project Location:** 480 Barnstable Road, Hyannis, MA 02601

**Project Description:** Aircraft Rescue and Fire Fighting (ARFF) equipment must be maintained regularly to better serve their function and quickly and efficiently respond to airfield emergencies; and if certain FAA approved equipment is eligible for replacement with FAA grant assistance, ARFF vehicles and equipment must be evaluated and replaced as necessary. This project is to replace the 1992 E-One Titan Aircraft Rescue and Firefighting vehicle with tools and equipment and is an approved FAA capital-planning project.

**Project Justification:** With approximately 1.5 million square feet of pavement, that includes two active runways, several aircraft taxiways and aircraft parking ramps that must be maintained; and to maintain our FAA FAR Part 139 airport certification, certain equipment must be available and in good condition to perform as required.

**Impact of Denial/Postponement:** The airport may not be able to meet mandated FAA FAR Part 139 certification requirements and would be decertified; the airport would not be able to maintain operations, nor keep the runways open and safe for operation; the airport would be unable to provide a safe operation for the continuation of commerce as part of the national airspace plan; the airport would be unable to respond to airfield emergencies, with the potential for decreased flight safety, increased property damage, and would unnecessarily endanger lives and property. Additionally, parts are no longer available and this piece of equipment has been under constant maintenance over the last two years requiring the airport mechanic to engineer and fashion in-house made parts.



| Project Cost Estimates: |                             | FY 2023          | Future FY |
|-------------------------|-----------------------------|------------------|-----------|
|                         | Design & Permitting         | \$50,000         | -         |
|                         | Construction or Acquisition | \$925,000        | -         |
|                         | All Other Cost              | \$3,000          | -         |
|                         | <b>Total Project Cost</b>   | <b>\$978,000</b> | <b>-</b>  |

**Basis for Cost Estimates:** Airport Solutions Group (on-call airport engineering firm) conducted cost estimates based on other equipment purchases and recent purchases at other airports as of August 2020 with and update to those numbers in July 2021.

| Project Estimated Completion Date: FY 2023           |           | Design & Permit (months)   | 6 | Construction (months) | 12 |
|--|-----------|--|---|-----------------------|----|
| <b>Cost/Description FY 2023 and Follow-On Years:</b> |           |  |   |                       |    |
| Fiscal Year  | Cost      | Project Description/Components   |   |                       |    |
| 2023   | \$978,000 | Replace 1992 ARFF Equipment (ARFF Class IV Vehicle with High Reach Extendable Turret (HRET)) - Airport #820 (ARFF Truck and Equipment) |   |                       |    |

**Source of Funding:** Funding by FAA Airport Improvement Program (AIP) reimbursable grant funds at 90%; Massachusetts Department of Transportation (MassDOT) – Aeronautics Division at 5%; Airport at 5%. Airport share is \$48,900.

**Operating Budget Impact now or in future:** Future parts, firefighting foams, and fuel cost will be impact by this vehicle purchase.



ARFF Class IV Vehicle with High Reach Extendable Turret (HRET) - Airport #820 (ARFF Truck and Equipment)

**Project Working Title:** Reporting, Testing, Mitigation, Monitoring (PFOS Soils) Phase IV**Project Location:** 480 Barnstable Road, Hyannis, MA 02601

**Project Description:** The purpose of this project is to continue Reporting, Testing, Mitigation, and Monitoring (PFOS Soils) Phase IV as necessary to meet Massachusetts Department of Environmental Protection (MassDEP) Bureau of Waste Site Cleanup reporting requirements as outlined below.

Burning fuel from an aircraft accident relies on more than water to put out the flames. The Federal Aviation Administration (FAA) requires airports to carry chemical agents that are effective in smothering fuels and other onboard liquids such as hydraulic fluids, and for decades the industry standard, and only approved chemical, has been aqueous film-forming foams — known as AFFF. But the same chemicals that make it effective for fighting fires are also linked to contamination in drinking water.

The Environmental Protection Agency (EPA) has identified per- and polyfluoroalkyl substances (PFAS) as a group of synthetic chemicals that have been in use since the 1940s and are found in a wide array of consumer and industrial products. Due to their widespread use and persistence in the environment, most people in the United States have been exposed to PFAS. However because there is evidence that continued exposure above specific levels to certain PFAS may lead to adverse health effects, the EPA has developed an Action Plan with an approach to identifying and understanding PFAS, approaches to addressing current PFAS contamination, and preventing future contamination.

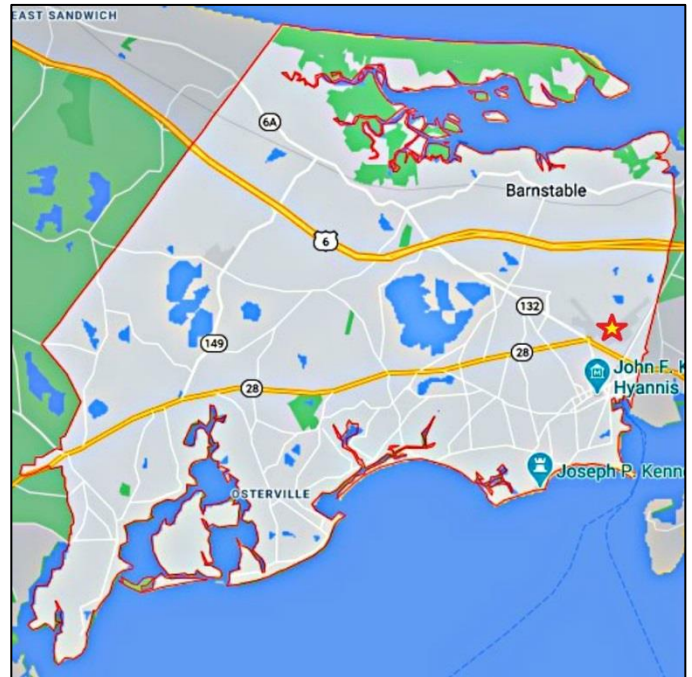
The MassDEP Bureau of Waste Site Cleanup was tasked with ensuring the cleanup of oil and hazardous material releases pursuant to the Massachusetts Oil and Hazardous Material Release Prevention and Response Act (M.G.L. Chapter 21E). This law is implemented through regulations known as the Massachusetts Contingency Plan (310 CMR 40.0000 et seq. - the MCP). Both M.G.L. c 21E and the MCP require the performance of response actions to provide for protection of harm to health, safety, public welfare and the environment, which may result from releases, and/or threats of releases of oil and/or hazardous material (OHM) at disposal sites.

MassDEP is analyzing PFAS use in industrial and consumer applications, including stain- and water-resistant coatings for fabrics and carpets, oil-resistant coating for paper products approved for food contact, mining and oil well surfactants, floor polishes, insecticide formulations, and aqueous film forming foam (AFFF). In 2016, MassDEP reached out to airports across the Commonwealth of Massachusetts investigating the current and historic use of AFFF.

Currently, AFFF is the only substance approved by the FAA for use in airport emergency responses. Although the FAA is investigating alternatives, to date, none has been approved. In the interim, Cape Cod Gateway Airport has modified its use of AFFF due to the health risks associated with PFAS.

**Project Justification:** The project is required to respond to MassDEP mitigation requirements. Failure to implement this project will be in direct violation with DEP requirements for hazardous materials and Bureau of Waste Site Cleanup reporting requirements.

**Impact of Denial/Postponement:** To deny or postpone funding of this capital project would be a failure to meet and respond to MassDEP mitigation requirements. Failure to implement this project will be in direct violation with DEP





requirements for hazardous materials and Bureau of Waste Site Cleanup reporting requirements.

|                                |                                |                |                  |
|--------------------------------|--------------------------------|----------------|------------------|
| <b>Project Cost Estimates:</b> |                                | <b>FY 2023</b> | <b>Future FY</b> |
|                                | <b>Design &amp; Permitting</b> | \$100,000      | -                |
|                                | <b>All Other Cost</b>          | \$5,000        | -                |
|                                | <b>Total Project Cost</b>      | \$105,000      | -                |

**Basis for Cost Estimates:** Horsley Witten Group (on-call airport environmental consulting firm) conducted cost estimates based on past reporting and monitoring requirements as of July 2020 and updated July 2021.

|  |                                     |  |                              |   |
|--|-------------------------------------|--|------------------------------|---|
| <b>Project Estimated Completion Date:</b> FY 2023    | <b>Design &amp; Permit (months)</b> | 12   | <b>Construction (months)</b> | - |
| <b>Cost/Description FY 2023 and Follow-On Years:</b> |                                     |  |                              |   |
| <b>Fiscal Year</b>                                   | <b>Cost</b>                         | <b>Project Description/Components</b>                            |                              |   |
| 2023   | \$105,000                           | Reporting, Testing, Mitigation, Monitoring (PFOS Soils) Phase IV |                              |   |

**Source of Funding:** Enterprise Fund Reserves

**Operating Budget Impact now or in future:** Ongoing impact is still unknown.



AFFF Truck Storage & Maintenance Site Location noting higher concentrations of PFAS. Turf location north of building chosen by MassDEP for mitigation.



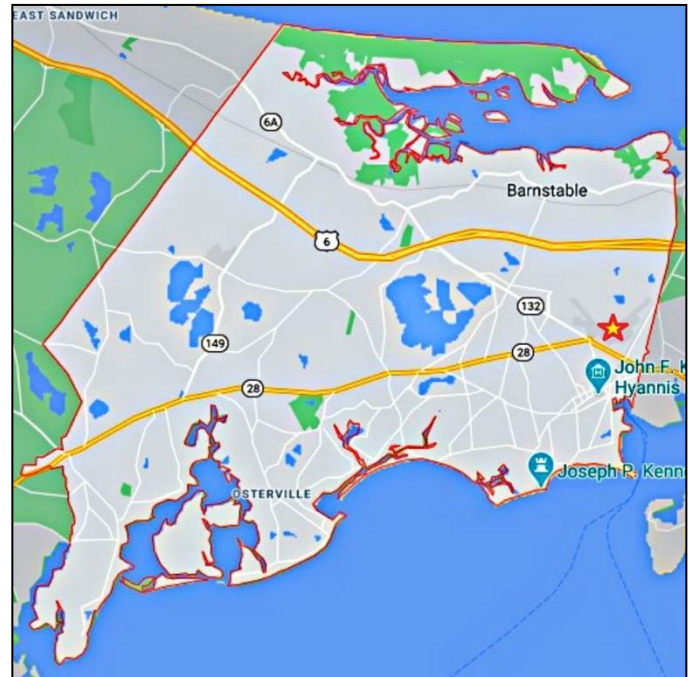
Photo shows excavated PFAS impacted soils removed and ready for asphalt cap as a permanent solution for mitigation.



**Project Working Title:** PFAS Mitigation Design and Implementation**Project Location:** 480 Barnstable Road, Hyannis, MA 02601

**Project Description:** As part of the overall response to the Massachusetts Department of Transportation (MassDEP) and the Massachusetts Contingency Plan 310CMR 40.0000 (MCP), various years have included phases of Reporting, Testing, Mitigation, and Monitoring (PFOS Soils). Phase IV of that program is being completed in this fiscal year. Following the Phase IV reporting is a plan for overall final design and implementation of the project necessary to meet Massachusetts Department of Environmental Protection (MassDEP) Bureau of Waste Site Cleanup requirements as outlined below.

Burning fuel from an aircraft accident relies on more than water to put out the flames. The Federal Aviation Administration (FAA) requires airports to carry chemical agents that are effective in smothering fuels and other onboard liquids such as hydraulic fluids, and for decades the industry standard, and only approved chemical, has been aqueous film-forming foams — known as AFFF. However, the same chemicals that make it effective for fighting fires are also linked to contamination in drinking water.



The Environmental Protection Agency (EPA) has identified per- and polyfluoroalkyl substances (PFAS) as a group of synthetic chemicals that have been in use since the 1940s and are found in a wide array of consumer and industrial products. Due to their widespread use and persistence in the environment, most people in the United States have been exposed to PFAS. However because there is evidence that continued exposure above specific levels to certain PFAS may lead to adverse health effects, the EPA has developed an Action Plan with an approach to identifying and understanding PFAS, approaches to addressing current PFAS contamination, and preventing future contamination.

The MassDEP Bureau of Waste Site Cleanup was tasked with ensuring the cleanup of oil and hazardous material releases pursuant to the Massachusetts Oil and Hazardous Material Release Prevention and Response Act (M.G.L. Chapter 21E). This law is implemented through regulations known as the Massachusetts Contingency Plan (310 CMR 40.0000 et seq. - the MCP). Both M.G.L. c 21E and the MCP require the performance of response actions to provide for protection of harm to health, safety, public welfare and the environment. This may result from releases and/or threats of releases of oil and/or hazardous material (OHM) at disposal sites.

MassDEP is analyzing PFAS use in industrial and consumer applications, including stain- and water-resistant coatings for fabrics and carpets, oil-resistant coating for paper products approved for food contact, mining and oil well surfactants, floor polishes, insecticide formulations, and aqueous film forming foam (AFFF). In 2016, MassDEP reached out to airports across the Commonwealth of Massachusetts investigating the current and historic use of AFFF.

Currently, AFFF is the only substance approved by the FAA for use in airport emergency responses. Although the FAA is investigating alternatives, to date, none has been approved. In the interim, Cape Cod Gateway Airport has modified its use of AFFF due to the health risks associated with PFAS.

**Project Justification:** The project is required to respond to MassDEP mitigation requirements. Failure to implement this project will be in direct violation with DEP requirements for hazardous materials and Bureau of Waste Site Cleanup reporting and closeout requirements.

**Impact of Denial/Postponement:** To deny or postpone funding of this capital project would be a failure to meet and respond to MassDEP mitigation requirements. Failure to implement this project will be in direct violation with DEP requirements for hazardous materials and Bureau of Waste Site Cleanup reporting requirements.

|                                |                                |                |                  |
|--------------------------------|--------------------------------|----------------|------------------|
| <b>Project Cost Estimates:</b> |                                | <b>FY 2023</b> | <b>Future FY</b> |
|                                | <b>Design &amp; Permitting</b> | \$1,000,000    | -                |
|                                | <b>All Other Cost</b>          | \$4,000        | -                |
|                                | <b>Total Project Cost</b>      | \$1,004,000    | -                |

**Basis for Cost Estimates:** Horsley Witten Group (on-call airport environmental consulting firm) conducted cost estimates based on past reporting and monitoring requirements as of July 2020 and updated July 2021.

|  |             |   |    |                              |   |
|--|-------------|---|----|------------------------------|---|
| <b>Project Estimated Completion Date: FY 2023</b>    |             | <b>Design &amp; Permit (months)</b>       | 12 | <b>Construction (months)</b> | - |
| <b>Cost/Description FY 2023 and Follow-On Years:</b> |             |   |    |                              |   |
| <b>Fiscal Year</b>                                   | <b>Cost</b> | <b>Project Description/Components</b>     |    |                              |   |
| 2023   | \$1,004,000 | PFAS Mitigation Design and Implementation |    |                              |   |

**Source of Funding:** Enterprise Fund Reserves

**Operating Budget Impact now or in future:** Ongoing impact is still unknown.



Annual AAF Testing and Tri-Annual Drill Site Location noting higher concentrations of PFAS. Location chosen by MassDEP for mitigation.

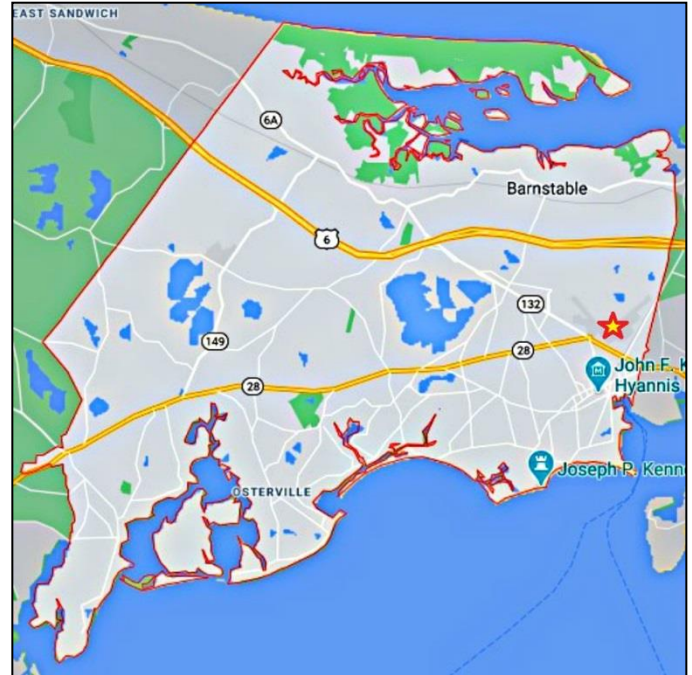


Photo shows excavated PFAS impacted soils removed and installation of a poly-fiber cap as a permanent solution for mitigation.

**Project Working Title:** Design & Construct Replacement of Circa 1997 Mo-Gas and Diesel Fuel Con-Vault, Gas Boy & Alarm, and Emergency Generator

**Project Location:** 480 Barnstable Road, Hyannis, MA 02601

**Project Description:** Design and replace the circa 1997 era Mo-Gas (low lead gasoline), Diesel fuel Con-Vault (concrete encased fuel tanks), Gas Boy (computerized dispensing system) and the associated alarms that have reached the end of their useful lives. The existing concrete structure and equipment is deteriorating and should be replaced with a new structure to provide proper protection and that meets current safety, security, and hazardous materials standards. Additionally, due to recent winter storms, we have lost power to several buildings, secure airport gates, this fuel farm, which supplies airport emergency and snow removal vehicles with fuel, and our aviation fuel farm on multiple occasions; therefore, the project will also include the addition of an emergency generator.



**Project Justification:** The Con-Vault encases two (2) 4,000 gallon above ground fuel tanks (Mo-Gas and Diesel) that is used to fuel all Airport vehicles and Airport tenant vehicles on a reimbursable basis. This service is provided to tenants as a convenience since their vehicles are not licensed to operate outside the airport environment. Tenants are charged for the cost of the fuel plus a small additional fee to cover airport overhead costs. The Gas Boy is a computerized “gas station-type pump” that monitors usage by each vehicle authorized to use the pump, with all data transmitted to the Airport finance department for recording and billing purposes. The operations staff monitors the alarm.

Additionally, due to recent winter storms, we have lost power to several buildings, secure airport gates, this fuel farm, which supplies airport emergency and snow removal vehicles with fuel, and our aviation fuel farm on multiple occasions; therefore, the project will also include the addition of an emergency generator so that power disruptions do not interfere with airport operations.

**Impact of Denial/Postponement:** Impact of denial will allow the Con-Vault to deteriorate to the point where it would have to be decommissioned before encountering any external fuel leakage or spills and the subsequent HAZMAT clean-up costs. If installation were not to occur, the Airport would not have the ability to meet new standards and hazmat protections.

Shutting the system down would be a major inconvenience and will have a significant impact on lost time as employees would have to depart the airport to obtain fuel, and would cost a significant amount of money to bring vehicles up to code to operate on the local roads. If low lead and diesel fuel has to be trucked in to a temporary fueling facility, it would significantly increase the risk of a fuel spill.

| Project Cost Estimates:     |                     | FY 2023            | Future FY |
|-----------------------------|---------------------|--------------------|-----------|
|                             | Design & Permitting |                    | \$460,000 |
| Construction or Acquisition |                     | \$735,000          | -         |
| Project Management          |                     | \$5,000            | -         |
| <b>Total Project Cost</b>   |                     | <b>\$1,200,000</b> | -         |



**Basis for Cost Estimates:** McFarland Johnson (on-call airport planning firm) conducted cost estimates based on other replacement projects, recent installations at other airports, and construction costs and rates as of August 2020. Cost estimates were updated in July 2021 and again on 1/14/2022 based on recent similar projects occurring at other MA locations.

|  |             |  |   |                              |   |
|--|-------------|--|---|------------------------------|---|
| <b>Project Estimated Completion Date: FY 2023</b>    |             | <b>Design &amp; Permit (months)</b>  | 6 | <b>Construction (months)</b> | 6 |
| <b>Cost/Description FY 2023 and Follow-On Years:</b> |             |  |   |                              |   |
| <b>Fiscal Year</b>                                   | <b>Cost</b> | <b>Project Description/Components</b>  |   |                              |   |
| 2023   | \$1,200,000 | Design & Construct Replacement of Circa 1997 Mo-Gas and Diesel Fuel Con-Vault, Gas Boy & Alarm and Emergency Generator |   |                              |   |

**Source of Funding:** Funding by Massachusetts Department of Transportation (MassDOT) – Aeronautics Division at 80%; Airport at 20%. Airport share is \$128,000.

**Operating Budget Impact now or in future:** New facility will reduce labor, maintenance costs, and upgrade to a newer system with updated spill prevention. However, there will be maintenance fees associated with this project to maintain system; most of which will be borne on tenants.



Circa 1997 Mo-Gas and Diesel Fuel Con-Vault, Gas Boy & Alarm



# PART VI –DETAILED DESCRIPTIONS OF DEFERRED PROJECTS

## Comprehensive Wastewater Management Plan Project Descriptions

PROJECT: CWMP-23

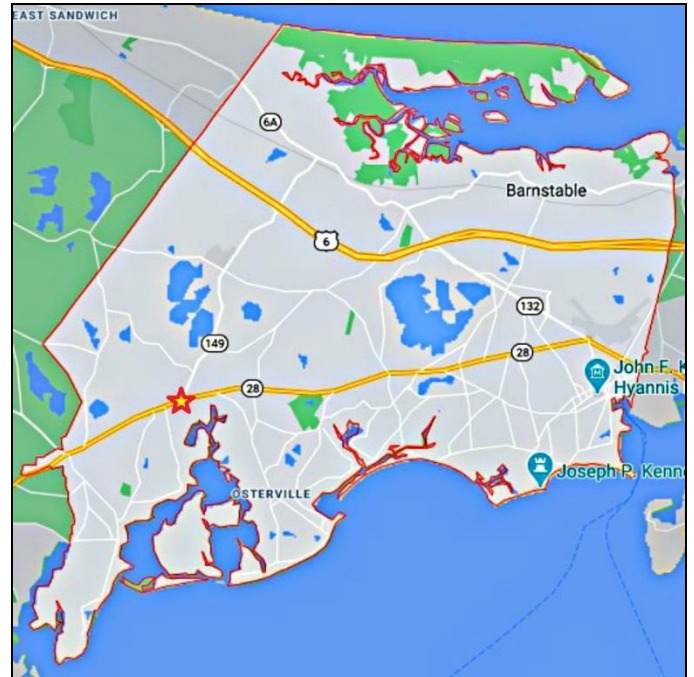
DEPARTMENT PRIORITY: 6 of 16

**Project Working Title:** Marstons Mills River Treatment System - Mill Pond Dredging Construction

**Project Location:** Marstons Mills River

**Project Description:** This project will continue the Town’s efforts to enhance the natural nitrogen treatment abilities of the Marstons Mills River from its cranberry bogs in its upper reaches to where it discharges into North Bay by using a series of nontraditional projects in a way that acts as a comprehensive treatment system. The first project is to dredge Mill Pond in order to improve the natural nitrogen attenuation within the pond.

**Project Justification:** Mill Pond has progressively been filling with silt and debris since its creation, to the point that it is in danger of becoming a bog with a stream meandering through it. Its nitrogen removal capacity has been on the decline from a measured 20% removal to 10% removal during the past 20 years. By comparison, healthy ponds have exhibited 30% to 50% nitrogen removal. If nitrogen attenuation can be improved within Mill Pond, it could reduce the required sewer expansion within the Three Bays Watershed.



**Impact of Denial/Postponement:** The Town would have to rely on purely traditional means to address its nitrogen removal requirements.

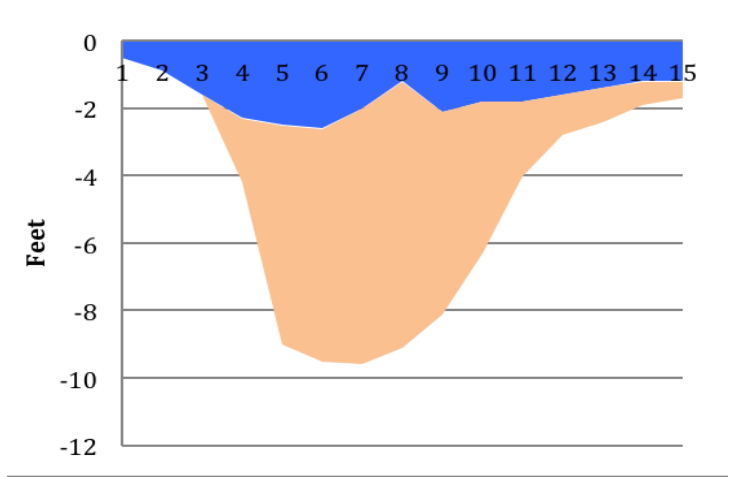

| Project Cost Estimates:     |                     | FY 2023    | Future FY  |
|-----------------------------|---------------------|------------|------------|
|                             | Design & Permitting |            | TBD        |
| Construction or Acquisition |                     | TBD        | TBD        |
| Project Management          |                     | TBD        | TBD        |
| Project Contingency         |                     | TBD        | TBD        |
| All Other Cost              |                     | TBD        | TBD        |
| <b>Total Project Cost</b>   |                     | <b>TBD</b> | <b>TBD</b> |

**Basis for Cost Estimates:** To Be Determined

| Project Estimated Completion Date: TBD               |      | Design & Permit (months)                                 | 24 | Construction (months) | 12 |
|--|------|--|----|-----------------------|----|
| <b>Cost/Description FY 2023 and Follow-On Years:</b> |      |  |    |                       |    |
| Fiscal Year  | Cost | Project Description/Components                           |    |                       |    |
| 2023   | TBD  | Mill Pond Dredging Construction                          |    |                       |    |
| 2024   | TBD  | Master Plan Development / Stormwater Improvement Designs |    |                       |    |
| 2025   | TBD  | Design Next Project(s)                                   |    |                       |    |
| 2026   | TBD  | Construction Next Project(s)                             |    |                       |    |
| 2027   | TBD  | Construction Next Project(s)                             |    |                       |    |

**Source of Funding:** Sewer Construction and Private Way Fund. Construction may be eligible for State Revolving Fund (SRF) funding and funding from the Cape Cod and Islands Water Protection Fund.

**Operating Budget Impact now or in future:** Mill Pond Dredging will be coordinated with dam and fishrun repairs to the extent possible. If the various projects to be completed under this project prove to be effective at removing nutrients from the Three Bays Watershed, it could result in a reduction in the required sewers needed in the watershed, saving millions of dollars in construction costs.



Mill Pond

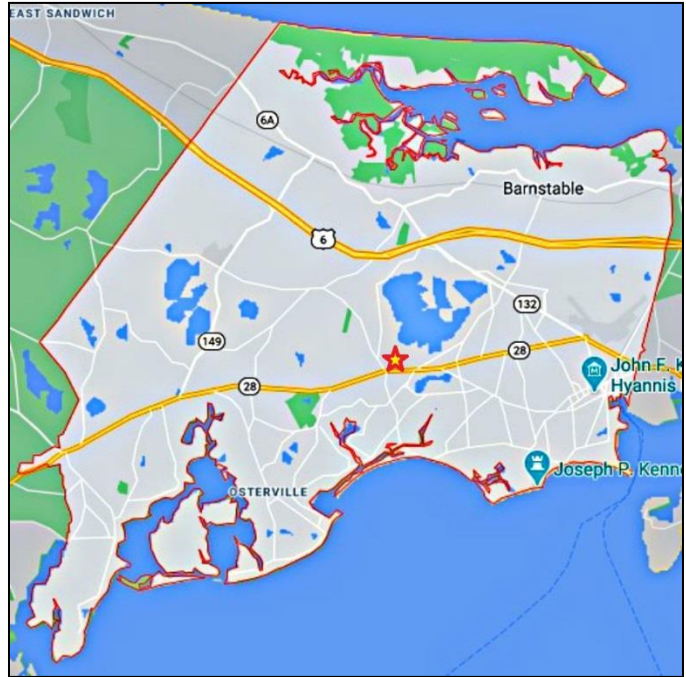
**Project Working Title:** Great Marsh Road Sewer Expansion – Survey and Preliminary Design

**Project Location:** Great Marsh Road and adjacent neighborhoods, Centerville

**Project Description:** Expanding sewer to properties located on Great Marsh Road and adjacent neighborhoods. This project will include the installation of mostly gravity sewer and some low-pressure sewer. The project area has been identified as a needs area for nitrogen removal and pond protection and as a result, this project was identified in Phase 1 of the Comprehensive Wastewater Management Plan (CWMP). Construction is anticipated to begin in FY 2028.

**Project Justification:** The project area has been identified as a needs area for nitrogen removal within the Centerville River Watershed by Massachusetts Estuaries Program (MEP) modeling. Residences in this area are located in very close proximity to Lake Wequaquet and are completely dependent on-site solutions to address their wastewater and as a result, the project area has been identified as a need for pond protection. Most properties close to the lake have high groundwater, making replacing on-site septic systems very expensive. In recent years, Lake Wequaquet has experienced declining water quality. As a result, the project area was identified as a needs area for nitrogen removal and pond protection and the project was identified in Phase 1 of the CWMP. This project will install approximately 5.5 miles of sewers, connect approximately 350 properties to municipal sewer, collect approximately 48,000 gallons per day of wastewater, and remove approximately 4.8 kg/day of nitrogen from the Centerville River Watershed.

**Impact of Denial/Postponement:** The area would remain unsewered, the Centerville River Watershed and Lake Wequaquet would continue to receive nutrients and pollutants from septic systems, and residents adjacent to the lake would be subject to high costs to replace failed septic systems.



|                                |                                    |                |                  |
|--------------------------------|------------------------------------|----------------|------------------|
| <b>Project Cost Estimates:</b> |                                    | <b>FY 2023</b> | <b>Future FY</b> |
|                                | <b>Design &amp; Permitting</b>     | -              | \$500,000        |
|                                | <b>Construction or Acquisition</b> | -              | \$1,200,000      |
|                                | <b>Total Project Cost</b>          | -              | \$1,700,000      |

**Basis for Cost Estimates:** Department of Public Works Engineering

|   |      |                                     |    |                              |    |
|---|------|-------------------------------------|----|------------------------------|----|
| <b>Project Estimated Completion Date:</b> | 2027 | <b>Design &amp; Permit (months)</b> | 36 | <b>Construction (months)</b> | 36 |
| (design/permitting) 2030 (construction)   |      |                                     |    |                              |    |

**Cost/Description FY 2023 and Follow-On Years:**

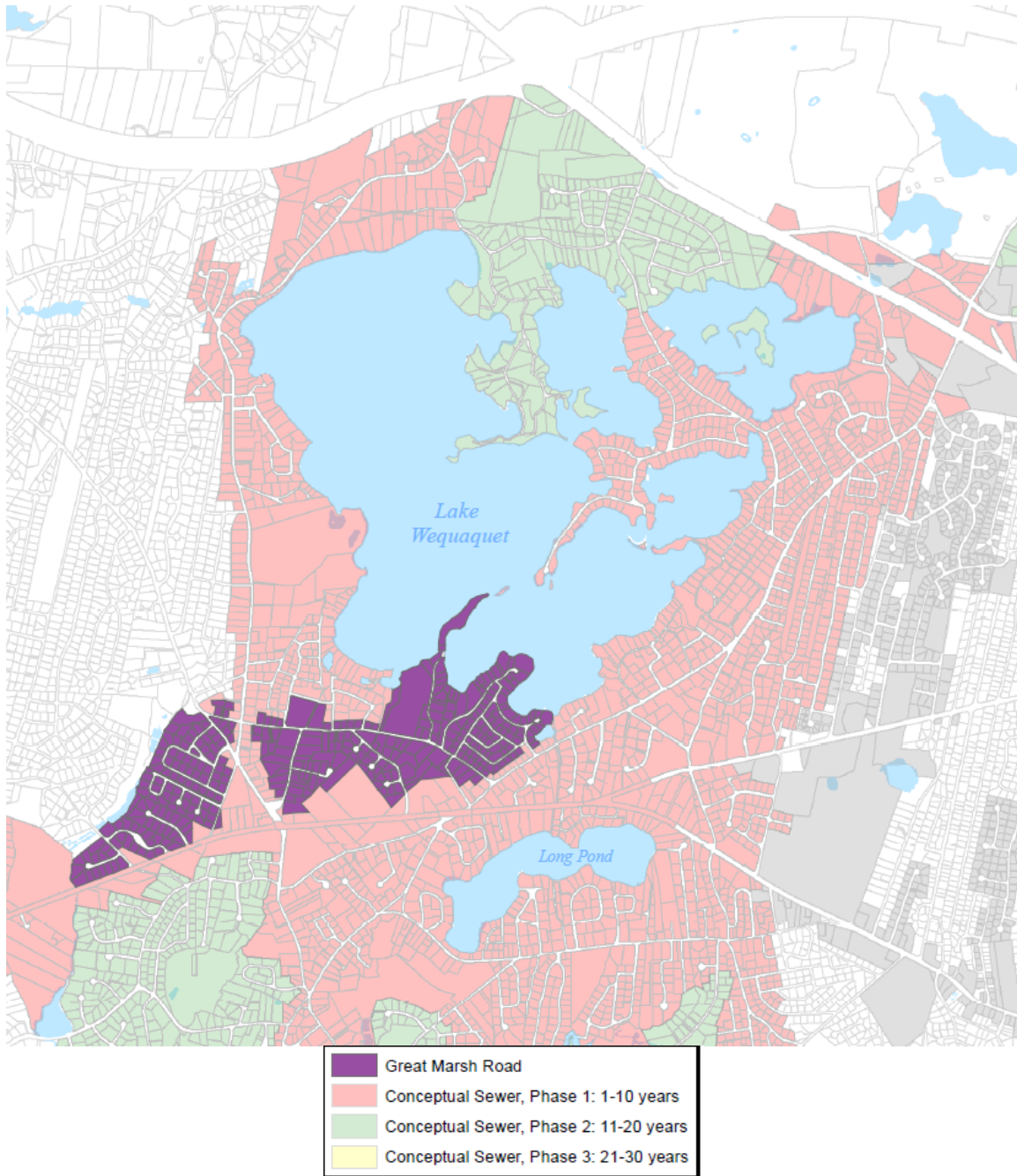
| Fiscal Year | Cost        | Project Description/Components                  |
|-------------|-------------|---|
| <b>2023</b> | -           | -   |
| <b>2024</b> | -           | -   |
| <b>2025</b> | \$500,000   | Survey and Preliminary Design                   |
| <b>2026</b> | \$1,200,000 | Final Design and Permitting (Construction FY28) |

**Source of Funding:** Sewer Construction and Private Way Fund. Design/permitting is not eligible for State Revolving Fund



(SRF) funding. Construction may be eligible for SRF funding and funding from the Cape Cod and Islands Water Protection Fund.

**Operating Budget Impact now or in future:** This request is for engineering. Construction of the project will increase WPCD operating costs because of increased routine maintenance, personnel needs, electricity, etc. associated with the new infrastructure. Revenue will be generated in the form of sewer assessments and sewer usage fees. Construction is anticipated to be completed in FY 2030 so operating expenses and revenue is not projected until that time.



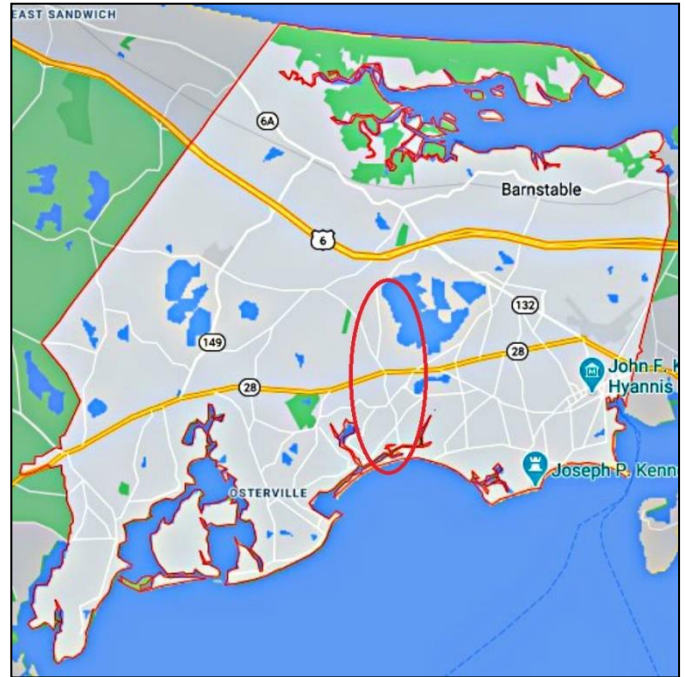


**Project Working Title:** Vineyard Wind 2 Route and Mother’s Park Pump Station - Construction

**Project Location:** Centerville Village (Craigville Beach Road, Main Street Centerville, Old Stage Road, Phinneys Lane, Mother’s Park Road, and Shootflying Hill Road)

**Project Description:** This project will install sewer infrastructure along the proposed Vineyard Wind 2 on-shore duct bank route. Additionally, sewer infrastructure will be installed from the intersection of Old Stage and Main Street to the proposed pump station in the area of Mother’s Park Road and from Route 28 southerly on Phinney’s Lane the proposed pump station in the area of Mother’s Park Road. The project will require the installation of at least five (5) new sewer pump stations.

**Project Justification:** The Vineyard Wind 2 Route is located within areas identified in the Comprehensive Wastewater Management Plan requiring sewer expansion. Similar to the Strawberry Hill Road Sewer Expansion Project, which was designed and executed in coordination with the Vineyard Wind 1 on-shore construction, there will be cost savings, efficiencies and reduced disturbance realized by installing sewers in coordination with the Vineyard Wind 2 construction. The Host Agreement with Vineyard Wind requires Vineyard Wind to repave all of the disturbed roadways, which will result in substantial savings to the Town’s sewer expansion project.



A portion of the sewer to be installed along the Vineyard Wind 2 Route requires a proposed pump station in the area of Mother’s Park Road. Construction of that pump station will allow the Town to consider selling the Town owned property at 310 Main Street.

The southern portion of the project is identified in the CWMP as a needs area for nitrogen removal within the Centerville River Watershed by Massachusetts Estuaries Program (MEP) modeling. The northerly portions of the project are a needs area for pond protection as residences in this area are located in close proximity to Lake Wequaquet. As a result, the project area was identified as a needs area for nitrogen removal and pond protection and the project was identified in the CWMP as requiring sewer expansion. This project will install approximately 5.3 miles of sewers, connect approximately 350 properties to municipal sewer, collect approximately 66,000 gallons per day of wastewater, and remove approximately 6.6 kg/day of nitrogen from the Centerville River Watershed.

**Impact of Denial/Postponement:** The Town will miss the opportunity to realize the cost savings, efficiencies, and reduced disturbance associated with installing the sewers in coordination with the Vineyard Wind Project. The area would remain unsewered, which is inconsistent with the Town’s CWMP. Furthermore, the Centerville River Watershed and Lake Wequaquet would continue to receive nutrients and pollutants from septic systems.

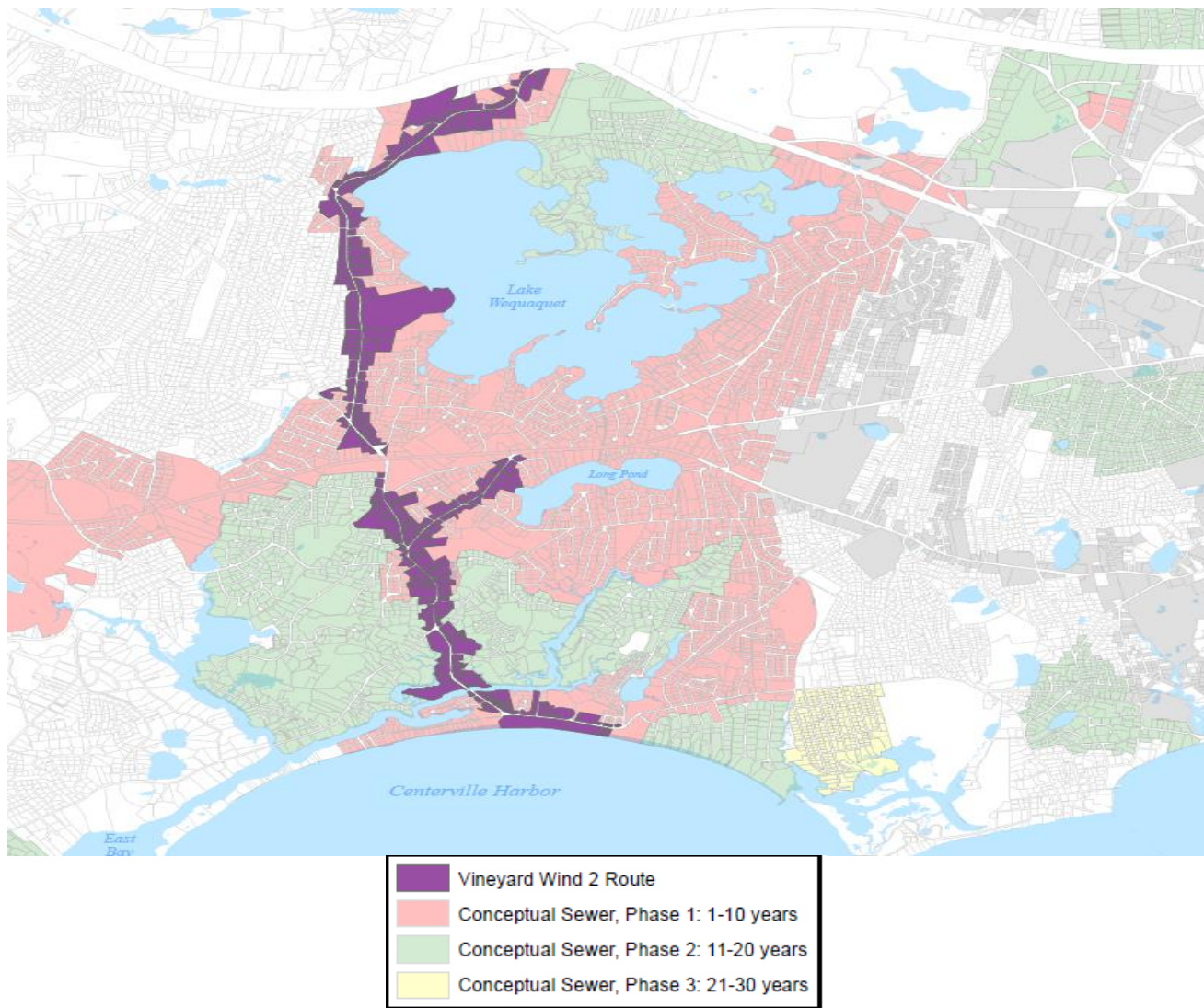
| <b>Project Cost Estimates:</b>     | <b>FY 2023</b> | <b>Future FY</b>           |
|------------------------------------|----------------|----------------------------|
| <b>Construction or Acquisition</b> | -              | \$23,500,000               |
| <b>Project Management</b>          | -              | \$500,000                  |
| <b>Project Contingency</b>         | -              | \$3,500,000                |
| <b>All Other Cost</b>              | -              | \$500,000 (Police Details) |
| <b>Total Project Cost</b>          | -              | \$28,000,000               |

**Basis for Cost Estimates:** Department of Public Works Engineering

|  |                                     |                                       |                              |    |
|--|-------------------------------------|---------------------------------------|------------------------------|----|
| <b>Project Estimated Completion Date:</b> 2023-27    | <b>Design &amp; Permit (months)</b> | 24                                    | <b>Construction (months)</b> | 36 |
| <b>Cost/Description FY 2023 and Follow-On Years:</b> |                                     |                                       |                              |    |
| <b>Fiscal Year</b>                                   | <b>Cost</b>                         | <b>Project Description/Components</b> |                              |    |
| 2023   | -                                   | -                                     |                              |    |
| 2024   | \$28,000,000                        | Construction                          |                              |    |

**Source of Funding:** Sewer Construction and Private Way Fund. Design/permitting is not eligible for State Revolving Fund (SRF) funding. Construction may be eligible for SRF funding and funding from the Cape Cod and Islands Water Protection Fund.

**Operating Budget Impact now or in future:** This request is for engineering. Construction of the project will increase routine maintenance for the WPCD because of the new infrastructure being added to the system. Construction of the project will increase WPCD operating costs because of increased routine maintenance, personnel needs, electricity, etc. associated with the new infrastructure. Revenue will be generated in the form of sewer assessments and sewer usage fees. Construction is anticipated to be completed in FY27 so operating expenses and revenue are not projected until that time.



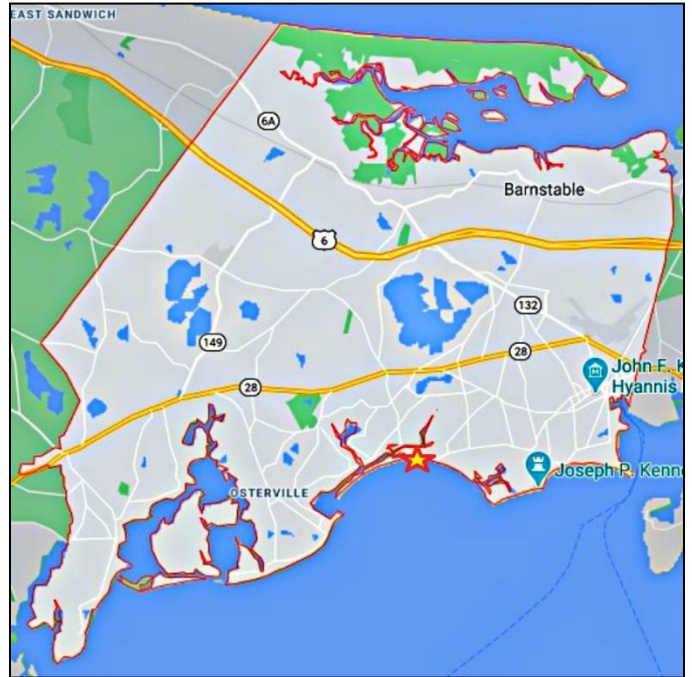
**Project Working Title:** Long Beach Sewer Expansion – Survey and Preliminary Design

**Project Location:** Long Beach Road, Short Beach Road, Lake Elizabeth Drive and adjacent roadways

**Project Description:** This project will expand sewer to properties in the vicinity of Craigville Beach, Long Beach, Short Beach and Lake Elizabeth. This project will include both gravity sewer and low-pressure sewer, at least one municipal pump station, and the decommissioning of the shared septic system near Lake Elizabeth. This project was identified in Phase 1 of the Comprehensive Wastewater Management Plan (CWMP). Construction is anticipated to being in FY 2027.

**Project Justification:** Residences in this area are completely dependent on on-site solutions to address their wastewater. Most properties in this area are within flood zones and velocity zones and have high groundwater, making replacing on-site septic systems very expensive. Additionally, the project will remove the need to maintain the Lake Elizabeth shared septic system. The project will also utilize the sewer infrastructure being installed as part of the Strawberry Hill Road Sewer Expansion Project and the sewers associated with the Vineyard Wind 2 Project, further utilizing the investment in those assets. As a result, this project was identified in Phase 1 of the CWMP. This project will install approximately 2.5 miles of sewers, connect approximately 160 properties to municipal sewer, collect approximately 31,000 gallons per day of wastewater, and remove approximately 3.1 kg/day of nitrogen.

**Impact of Denial/Postponement:** The area would remain un-sewered, residents would be subject to high costs to replace failed septic systems and the Town would continue to have to maintain the Lake Elizabeth shared septic system. The pump station installed as part of the Strawberry Hill Road Sewer Expansion Project will experience low flow conditions for a longer period, thus not fully utilizing that asset.



| <b>Project Cost Estimates:</b>     | <b>FY 2023</b> | <b>Future FY</b>           |
|------------------------------------|----------------|----------------------------|
| <b>Design &amp; Permitting</b>     | -              | \$1,000,000                |
| <b>Construction or Acquisition</b> | -              | \$6,750,000                |
| <b>Project Management</b>          | -              | \$200,000                  |
| <b>Project Contingency</b>         | -              | \$950,000                  |
| <b>All Other Cost</b>              | -              | \$100,000 (Police Details) |
| <b>Total Project Cost</b>          | -              | \$9,000,000                |

**Basis for Cost Estimates:** Department of Public Works Engineering

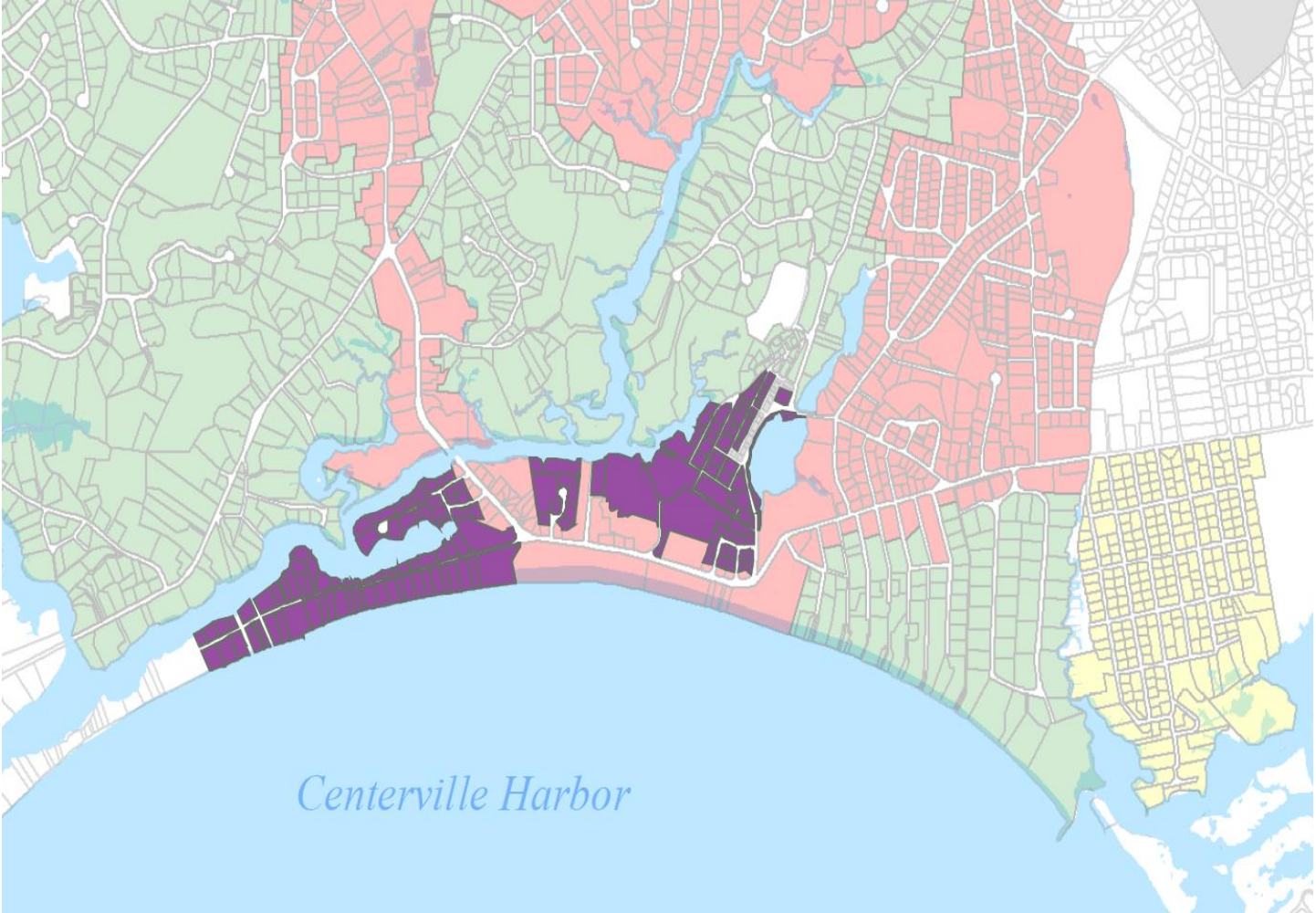
| <b>Project Estimated Completion Date: 2024-28</b>    |             | <b>Design &amp; Permit (months)</b>   | 36 | <b>Construction (months)</b> | 24 |
|--|-------------|---------------------------------------|----|------------------------------|----|
| <b>Cost/Description FY 2023 and Follow-On Years:</b> |             |                                       |    |                              |    |
| <b>Fiscal Year</b>                                   | <b>Cost</b> | <b>Project Description/Components</b> |    |                              |    |
| <b>2023</b>  | -           | -                                     |    |                              |    |
| <b>2024</b>  | \$300,000   | Survey and Preliminary Design         |    |                              |    |
| <b>2025</b>  | \$700,000   | Final Design and Permitting           |    |                              |    |
| <b>2026</b>  | -           | -                                     |    |                              |    |



|      |             |              |
|------|-------------|--------------|
| 2027 | \$8,000,000 | Construction |
|------|-------------|--------------|

**Source of Funding:** Sewer Construction and Private Way Fund. Design/permitting is not eligible for State Revolving Fund (SRF) funding. Construction may be eligible for SRF funding and funding from the Cape Cod and Islands Water Protection Fund.

**Operating Budget Impact now or in future:** This request is for engineering. Construction of the project will increase routine maintenance for the WPCD because of the new infrastructure being added to the system. Construction of the project will increase WPCD operating costs because of increased routine maintenance, personnel needs, electricity, etc. associated with the new infrastructure. Revenue will be generated in the form of sewer assessments and sewer usage fees. Construction is anticipated to be completed in FY 2028 so operating expenses and revenue is not projected until that time.



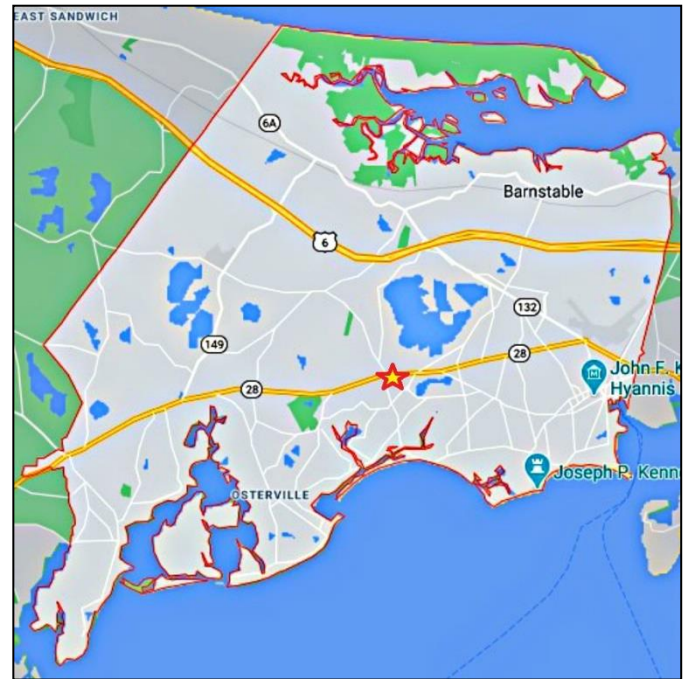
|   |  |
|---|--|
| ■ | Long Beach                             |
| ■ | Conceptual Sewer, Phase 1: 1-10 years  |
| ■ | Conceptual Sewer, Phase 2: 11-20 years |
| ■ | Conceptual Sewer, Phase 3: 21-30 years |



**Project Working Title:** Route 28 West Sewer Expansion - Construction

**Project Location:** Route 28 from Phinney’s Lane to Route 149; East Osterville Road; Old East Osterville Road; & Marstons Mills Wastewater Treatment Facility

**Project Description:** The proposed project will extend municipal sewer on Route 28 from Phinney’s Lane to Route 149 in Marstons Mills. Also included in this project would be the conversion of the existing Marstons Mills Wastewater Treatment Plant (MMWWTP) to a municipal wastewater pump station, which would be, designed to sewer the nearby properties, as part of a future Phase 1 project, and associated sewers in East Osterville Road and Old East Osterville Road. The project is identified in Phase 1 of the Comprehensive Wastewater Management Plan (CWMP). Construction is anticipated to begin in FY 2025. This project will install approximately 5.2 miles of sewers, connect approximately 150 properties to municipal sewer, collect approximately 36,000 gallons per day of wastewater, and remove approximately 3.6 kg/day of nitrogen.



**Project Justification:** The project will install critical infrastructure, which will facilitate sewer expansion to the western portion of the Town as required by the CWMP. Additionally, the project will decommission the MMWWTP, which was constructed in 1993 and is beyond its 20-year design life. Without the infrastructure to be installed as part of this project, the further western expansion of the municipal sewer system as required in the CWMP cannot be achieved.

**Impact of Denial/Postponement:** The western sewer expansion required in the CWMP would be delayed, resulting in continued water quality degradation in the western part of Town. In addition, the Town would continue to invest money into the MMWWTP which has reached its expected life cycle and will likely require capital improvements if treatment at the facility is to continue.

| <b>Project Cost Estimates:</b>     | <b>FY 2023</b> | <b>Future FY</b>           |
|------------------------------------|----------------|----------------------------|
| <b>Construction or Acquisition</b> | -              | \$30,000,000               |
| <b>Project Management</b>          | -              | \$750,000                  |
| <b>Project Contingency</b>         | -              | \$3750,000                 |
| <b>All Other Cost</b>              | -              | \$500,000 (Police Details) |
| <b>Total Project Cost</b>          | -              | \$35,000,000               |

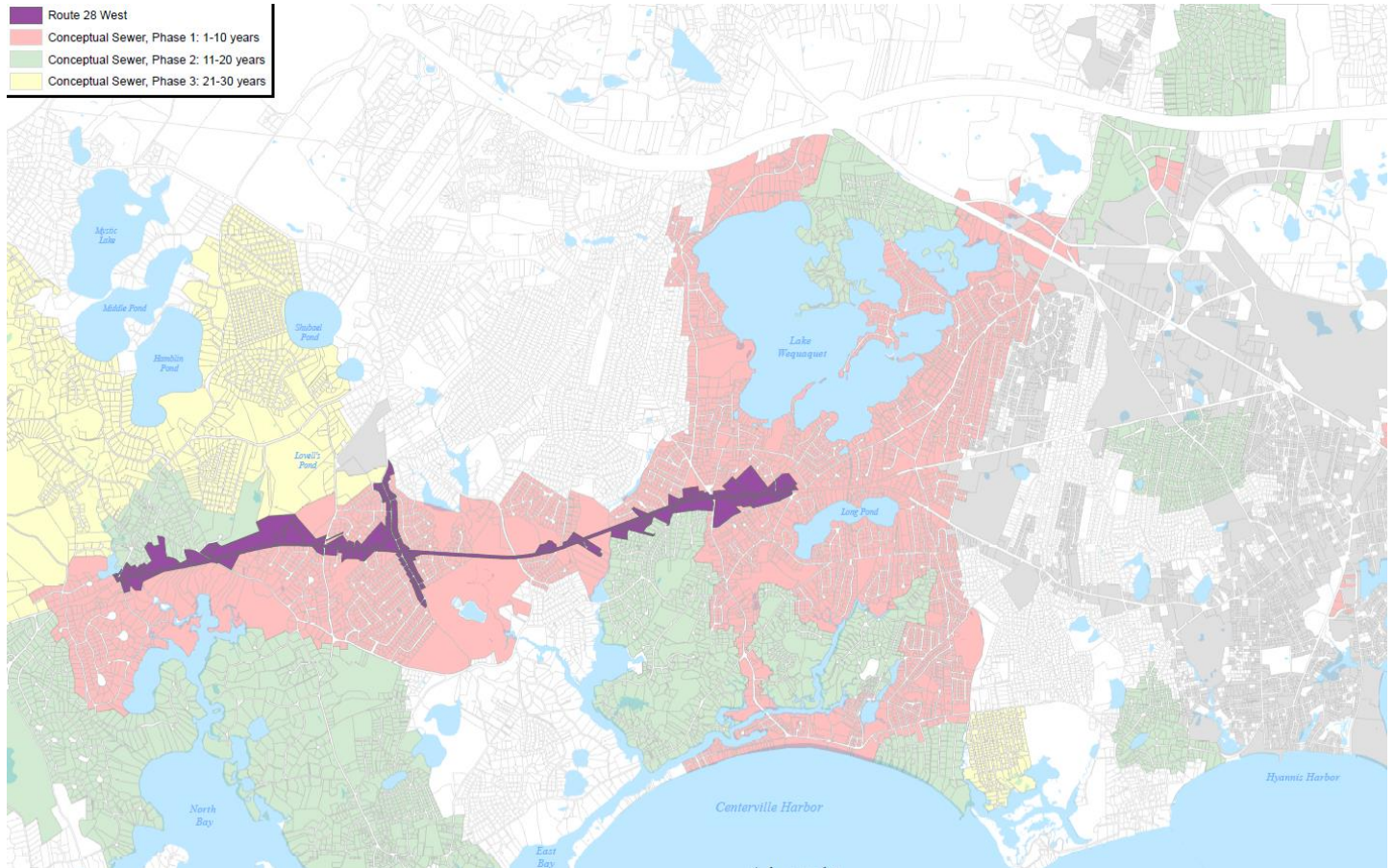
**Basis for Cost Estimates:** Department of Public Works Engineering

| <b>Project Estimated Completion Date: 2024-27</b>    |              | <b>Design &amp; Permit (months)</b>   | 36 | <b>Construction (months)</b> | 36 |
|--|--------------|---------------------------------------|----|------------------------------|----|
| <b>Cost/Description FY 2023 and Follow-On Years:</b> |              |                                       |    |                              |    |
| <b>Fiscal Year</b>                                   | <b>Cost</b>  | <b>Project Description/Components</b> |    |                              |    |
| 2023   | -            | -                                     |    |                              |    |
| 2024   | -            | -                                     |    |                              |    |
| 2025   | \$35,000,000 | Construction                          |    |                              |    |

**Source of Funding:** Sewer Construction and Private Way Fund. Design/permitting is not eligible for State Revolving Fund

(SRF) funding. Construction may be eligible for SRF funding and funding from the Cape Cod and Islands Water Protection Fund.

**Operating Budget Impact now or in future:** Construction of the project will increase routine maintenance for the WPCD because of the new infrastructure being added to the system. This request is for engineering. Construction of the project will increase WPCD operating costs because of increased routine maintenance, personnel needs, electricity, etc. associated with the new infrastructure. Revenue will be generated in the form of sewer assessments and sewer usage fees. Construction is anticipated to be completed in FY27 so operating expenses and revenue are not projected until the following year.

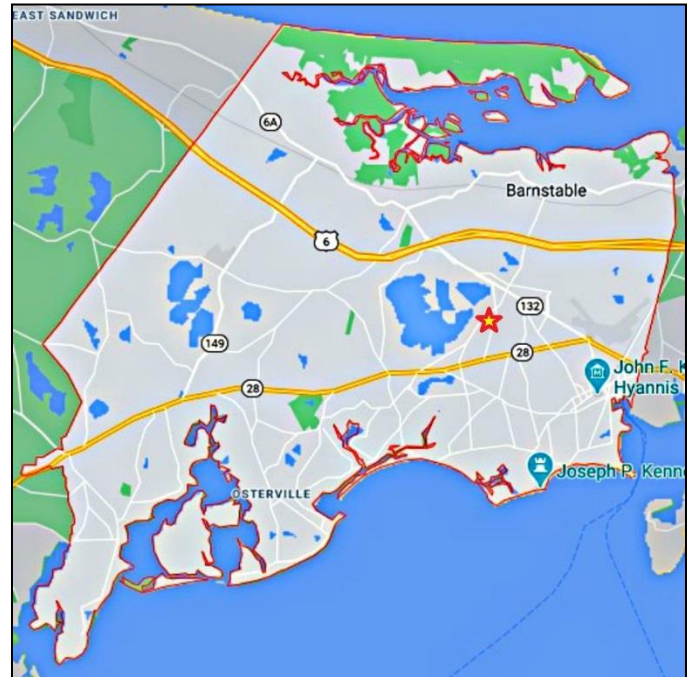


**Project Working Title:** Phinney’s Lane Sewer Expansion - Construction

**Project Location:** Neighborhoods to the west and east of Phinney’s Lane between Route 28 and Route 132

**Project Description:** Sewer expansion into neighborhoods on the west and east side of Phinney’s Lane between Route 28 and Route 132. The project will include gravity sewer, and some low-pressure sewers. This project is identified in Phase 1 of the Comprehensive Wastewater Management Plan (CWMP). This project will install approximately 10 miles of sewers, connect approximately 630 properties to municipal sewer, collect approximately 100,000 gallons per day of wastewater, and remove approximately 10 kg/day of nitrogen from the Centerville River Watershed.

**Project Justification:** Residences in this area are completely dependent on on-site solutions to address their wastewater, which has had a negative effect on Lake Wequaquet and the Centerville River. The project will utilize the sewer infrastructure being installed as part of the Strawberry Hill Road Sewer Expansion and the Route 28 East Sewer Expansion, further utilizing the investment in those assets. As a result, the CWMP has identified this project in Phase 1.



**Impact of Denial/Postponement:** If this project is not approved, homes in this area will have to continue to rely on on-site wastewater systems. As a result, Lake Wequaquet and the Centerville River will continue to receive nutrients at higher than recommended levels.

| Project Cost Estimates: |                             | FY 2023 | Future FY                  |
|-------------------------|-----------------------------|---------|----------------------------|
|                         | Construction or Acquisition | -       | \$22,000,000               |
|                         | Project Management          | -       | \$500,000                  |
|                         | Project Contingency         | -       | \$2,250,000                |
|                         | All Other Cost              | -       | \$250,000 (Police Details) |
|                         | <b>Total Project Cost</b>   | -       | <b>\$25,000,000</b>        |

**Basis for Cost Estimates:** Department of Public Works Engineering

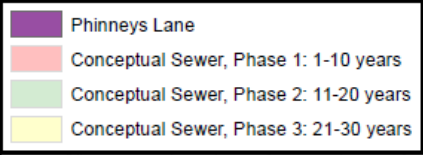
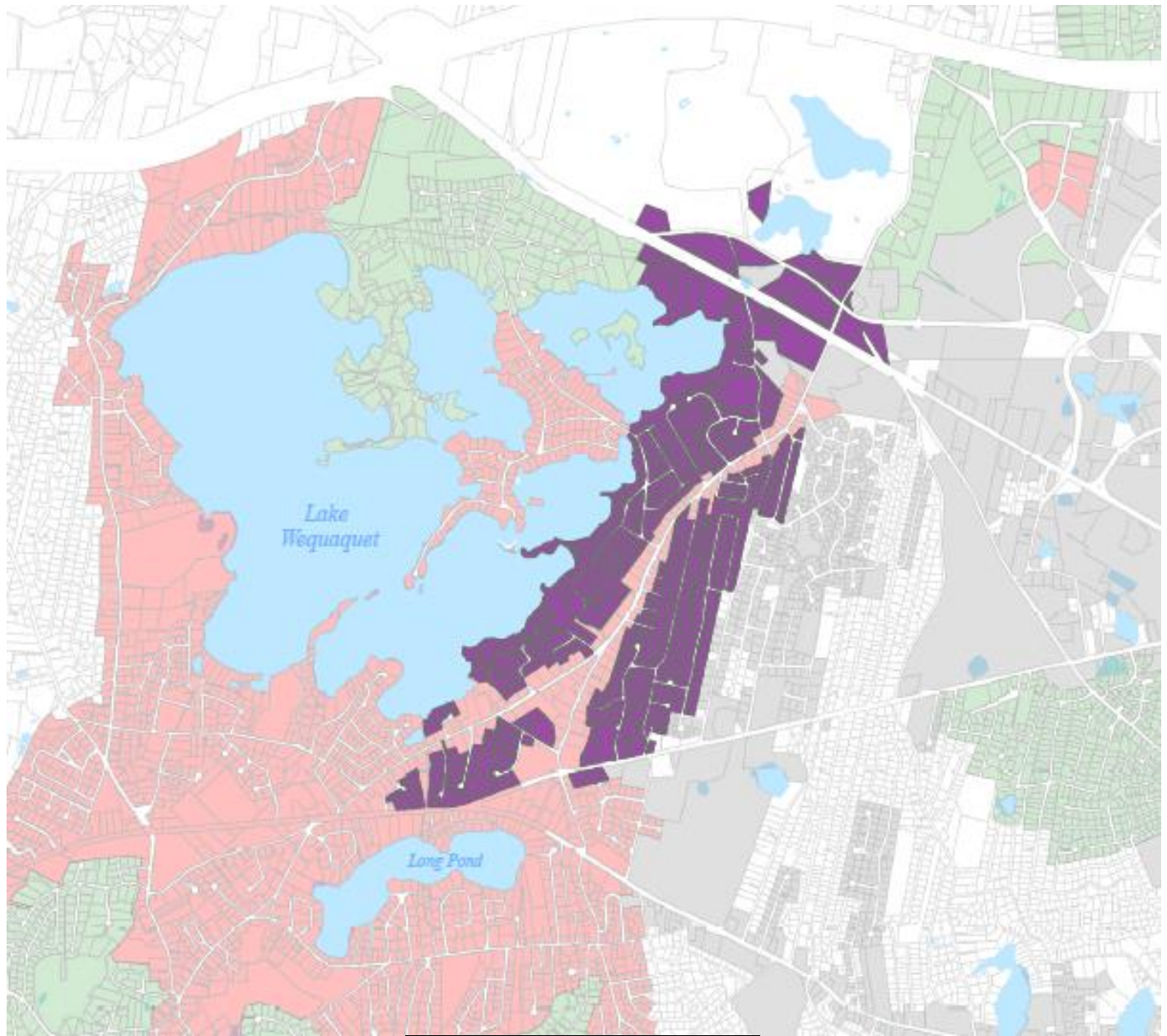
| Project Estimated Completion Date: 2024-28    |              | Design & Permit (months)       | 36 | Construction (months) | 48 |
|---|--------------|--------------------------------|----|-----------------------|----|
| Cost/Description FY 2023 and Follow-On Years: |              |                                |    |                       |    |
| Fiscal Year                                   | Cost         | Project Description/Components |    |                       |    |
| 2023  | -            | -                              |    |                       |    |
| 2024  | -            | -                              |    |                       |    |
| 2025  | \$25,000,000 | Construction                   |    |                       |    |

**Source of Funding:** Sewer Construction and Private Way Fund. Design/permitting is not eligible for State Revolving Fund (SRF) funding. Construction may be eligible for SRF funding and funding from the Cape Cod and Islands Water Protection Fund.

**Operating Budget Impact now or in future:** Construction of the project will increase routine maintenance for the WPCD



because of the new infrastructure being added to the system. Construction of the project will increase WPCD operating costs because of increased routine maintenance, personnel needs, electricity, etc. associated with the new infrastructure. Revenue will be generated in the form of sewer assessments and sewer usage fees. Construction is anticipated to be completed in FY28 so operating expenses and revenue are not projected until that time.

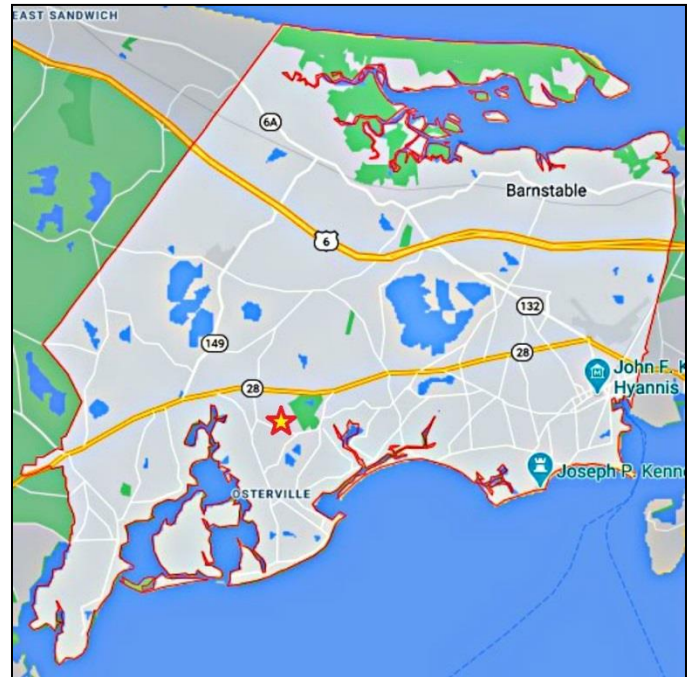




**Project Working Title:** Osterville Woods Sewer Expansion – Survey and Preliminary Design

**Project Location:** Osterville Woods neighborhoods, Osterville

**Project Description:** Expanding sewer to the residential properties located in the “Osterville Woods” neighborhood and adjacent neighborhoods. This project will include the installation of mostly gravity sewer, some low-pressure sewer and at least one municipal pump station. The properties served will feed to the infrastructure to be installed as part of the Route 28 Centerville and Route 28 East projects. This project area has been identified as a needs area for nitrogen removal and drinking water well protection and as a result, this project was identified in Phase 1 of the Comprehensive Wastewater Management Plan (CWMP). This project will install approximately 4.5 miles of sewers, connect approximately 300 properties to municipal sewer, collect approximately 55,000 gallons per day of wastewater, and remove approximately 5.5 kg/day of nitrogen.



**Project Justification:** The western portion of the project area has been identified as a needs area for nitrogen removal within the Three Bays Watershed by Massachusetts Estuaries Program (MEP) modeling. The entire project area has been identified as a needs area for drinking water well protection as the project area is located within the Zone II to COMM Water supply wells. As a result, the project area was identified as a needs area for nitrogen removal and pond protection and the project was identified in Phase 1 of the CWMP.

**Impact of Denial/Postponement:** The area would remain unsewered and the Three Bays Watershed and COMM drinking water wells would continue to receive nutrients and pollutants from septic systems.

| Project Cost Estimates: |                             | FY 2023 | Future FY          |
|-------------------------|-----------------------------|---------|--------------------|
|                         | Design & Permitting         | -       | \$1,800,000        |
|                         | Construction or Acquisition | -       | TBD Beyond 5 Years |
|                         | <b>Total Project Cost</b>   | -       | <b>\$1,800,000</b> |

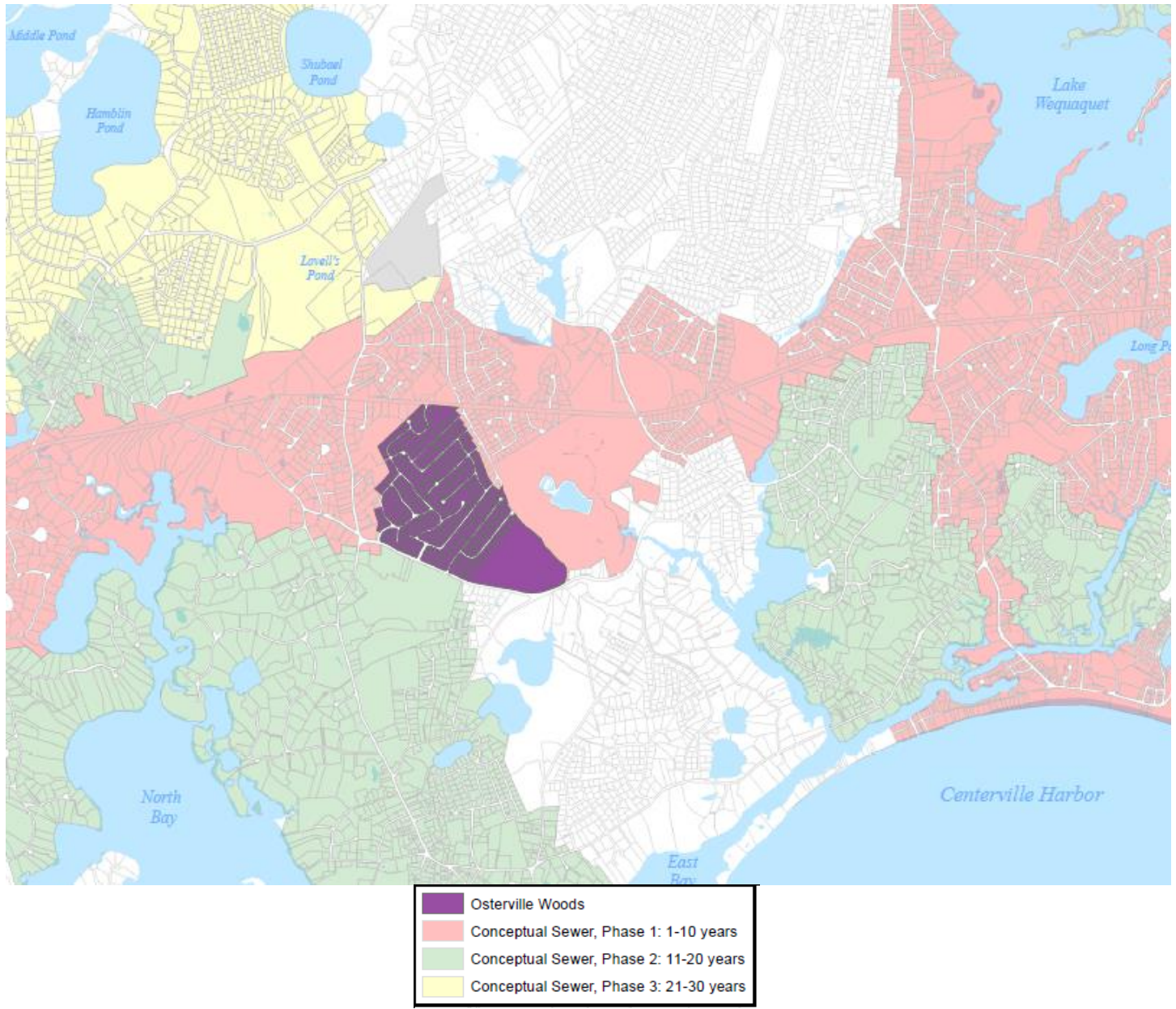
**Basis for Cost Estimates:** Department of Public Works Engineering

| Project Estimated Completion Date: 2027-30           |             | Design & Permit (months)                        | 36 | Construction (months) | 36 |
|--|-------------|---|----|-----------------------|----|
| <b>Cost/Description FY 2023 and Follow-On Years:</b> |             |   |    |                       |    |
| Fiscal Year  | Cost        | Project Description/Components                  |    |                       |    |
| 2023   | -           | -   |    |                       |    |
| 2024   | -           | -   |    |                       |    |
| 2025   | \$550,000   | Survey and Preliminary Design                   |    |                       |    |
| 2026   | \$1,250,000 | Final Design and Permitting (Construction FY28) |    |                       |    |

**Source of Funding:** Sewer Construction and Private Way Fund. Design/permitting is not eligible for State Revolving Fund (SRF) funding. Construction may be eligible for SRF funding and funding from the Cape Cod and Islands Water Protection Fund.

**Operating Budget Impact now or in future:** This request is for engineering. Construction of the project will increase

routine maintenance for the WPCD because of the new infrastructure being added to the system. Construction of the project will increase WPCD operating costs because of increased routine maintenance, personnel needs, electricity, etc. associated with the new infrastructure. Revenue will be generated in the form of sewer assessments and sewer usage fees. Construction is anticipated to be completed in FY 2030 so operating expenses and revenue is not projected until that time.

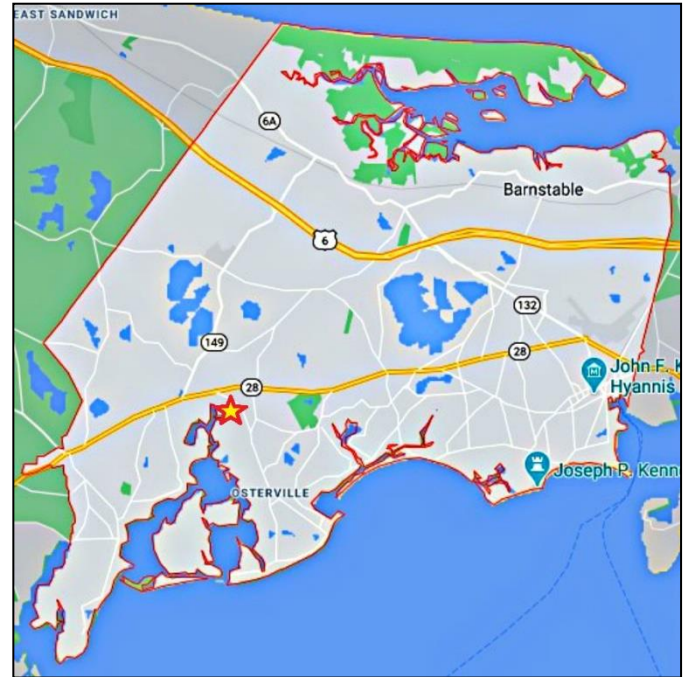


**Project Working Title:** South County Road Sewer Expansion – Survey and Preliminary Design

**Project Location:** South County Road, Osterville West Barnstable Road (south of Route 28), and adjacent neighborhoods

**Project Description:** Expanding sewer to the properties located off South County Road and Osterville West Barnstable Road (south of Route 28). This project area has been identified as a needs area for nitrogen removal and as a result, this project was identified in Phase 1 of the Comprehensive Wastewater Management Plan (CWMP). Construction is anticipated to begin in FY 2030.

**Project Justification:** The project area have been identified as a needs area for nitrogen removal within the Three Bays Watershed by Massachusetts Estuaries Program (MEP) modeling. As a result, the project area has been identified in Phase 1 of the CWMP. This project will install approximately 3.6 miles of sewers, connect approximately 160 properties to municipal sewer, collect approximately 35,000 gallons per day of wastewater, and remove approximately 3.6 kg/day of nitrogen from the Three Bays Watershed.



**Impact of Denial/Postponement:** The area would remain unsewered and the Three Bays Watershed would continue to receive nutrients and pollutants from septic systems.

| Project Cost Estimates: |                             | FY 2023 | Future FY          |
|-------------------------|-----------------------------|---------|--------------------|
|                         | Design & Permitting         | -       | \$1,000,000        |
|                         | Construction or Acquisition | -       | TBD Beyond 5 Years |
|                         | <b>Total Project Cost</b>   | -       | <b>\$1,000,000</b> |

**Basis for Cost Estimates:** Department of Public Works Engineering

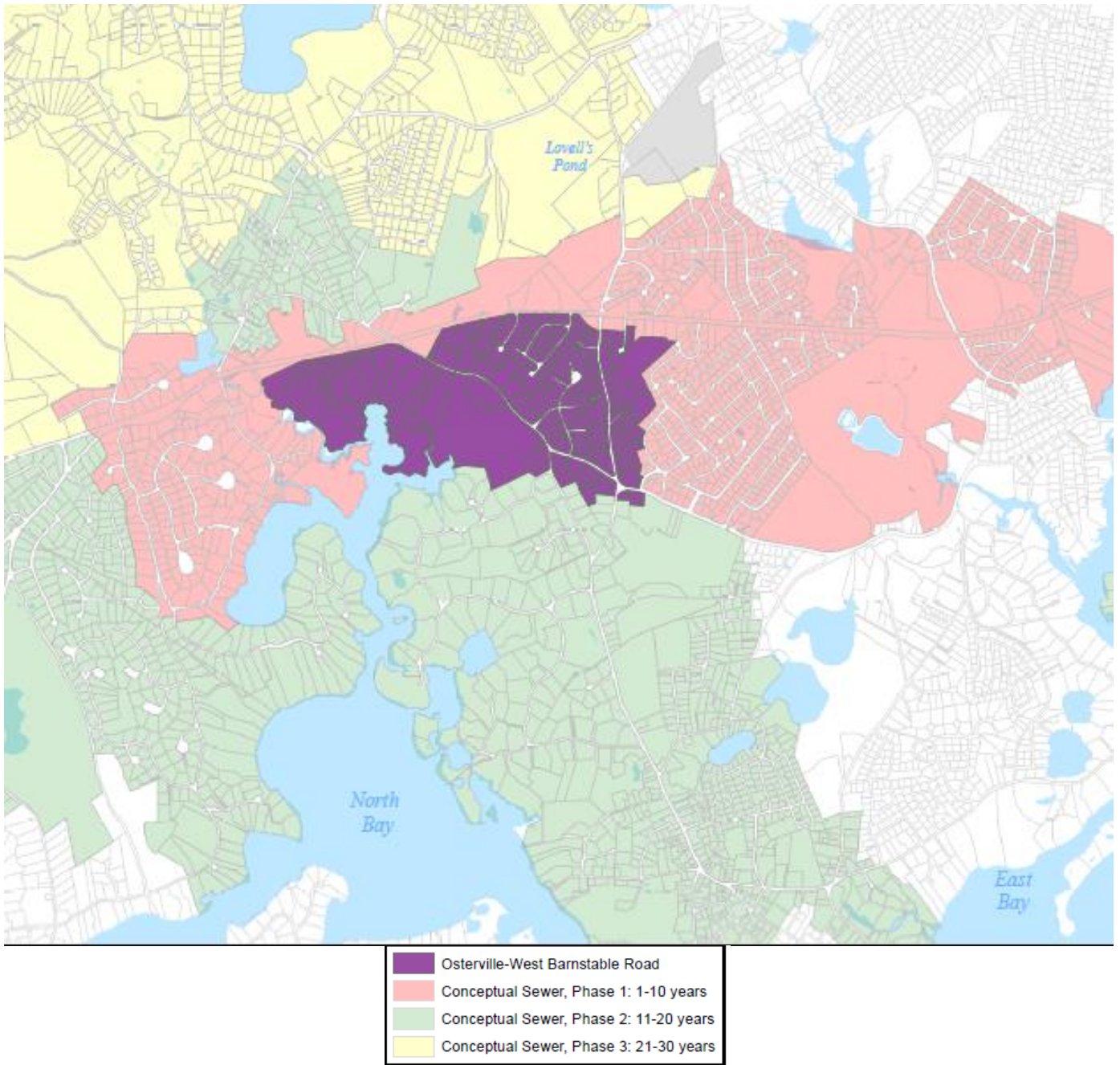
|  |                                     |   |                              |    |
|--|-------------------------------------|---|------------------------------|----|
| <b>Project Estimated Completion Date:</b> 2028 (design/permitting) 2030 (construction) | <b>Design &amp; Permit (months)</b> | 36  | <b>Construction (months)</b> | 24 |
| <b>Cost/Description FY 2023 and Follow-On Years:</b>                                   |                                     |   |                              |    |
| <b>Fiscal Year</b>   | <b>Cost</b>                         | <b>Project Description/Components</b>           |                              |    |
| 2023   | -                                   | -   |                              |    |
| 2024   | -                                   | -   |                              |    |
| 2025   | -                                   | -   |                              |    |
| 2026   | \$300,000                           | Survey and Preliminary Design                   |                              |    |
| 2027   | \$700,000                           | Final Design and Permitting (Construction FY30) |                              |    |

**Source of Funding:** Sewer Construction and Private Way Fund. Design/permitting is not eligible for State Revolving Fund (SRF) funding. Construction may be eligible for SRF funding and funding from the Cape Cod and Islands Water Protection Fund.

**Operating Budget Impact now or in future:** This request is for engineering. Construction of the project will increase



routine maintenance for the WPCD because of the new infrastructure being added to the system. Construction of the project will increase WPCD operating costs because of increased routine maintenance, personnel needs, electricity, etc. associated with the new infrastructure. Revenue will be generated in the form of sewer assessments and sewer usage fees. Construction is anticipated to be completed in FY30 so operating expenses and revenue are not projected until that time.

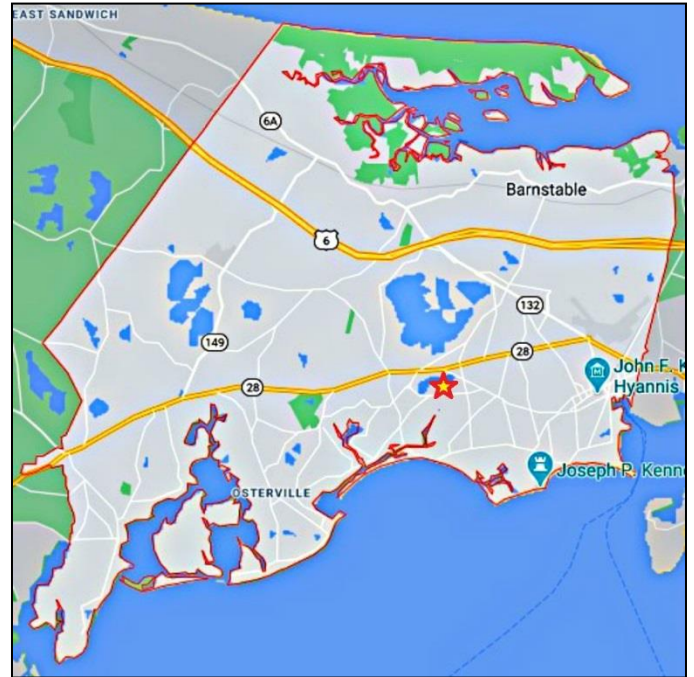


**Project Working Title:** Long Pond Area Sewer Expansion - Construction

**Project Location:** Long Pond Area, Centerville

**Project Description:** Construction of sewer expansion to the south of Route 28 around Long Pond in Centerville. It will include gravity sewer, low-pressure sewer, and one or more pump station(s). This project is identified in Phase 1 of the Comprehensive Wastewater Management Plan (CWMP). This project will install approximately 9 miles of sewers, connect approximately 530 properties to municipal sewer, collect approximately 100,000 gallons per day of wastewater, and remove approximately 10 kg/day of nitrogen from the Centerville River Watershed.

**Project Justification:** Businesses and residences in this area are completely dependent on on-site solutions to address their wastewater, which has had a deleterious effect on Long Pond and the Centerville River. As a result, the project is identified in Phase 1 of the Comprehensive Wastewater Management Plan.



**Impact of Denial/Postponement:** Homes and businesses will continue to have to rely on on-site wastewater solutions. Long Pond and Centerville River will continue to receive unhealthy levels of nutrients. The Town ultimately may find that it is forced into this work by regulators due to the Centerville River Nitrogen Total Maximum Daily Load.

| Project Cost Estimates:     |                     | FY 2023 | Future FY                  |
|-----------------------------|---------------------|---------|----------------------------|
|                             | Design & Permitting |         | -                          |
| Construction or Acquisition |                     | -       | \$30,000,000               |
| Project Management          |                     | -       | \$750,000                  |
| Project Contingency         |                     | -       | \$4,000,000                |
| All Other Cost              |                     | -       | \$250,000 (Police Details) |
| <b>Total Project Cost</b>   |                     | -       | <b>\$35,000,000</b>        |

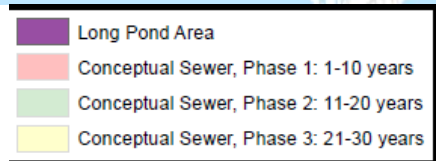
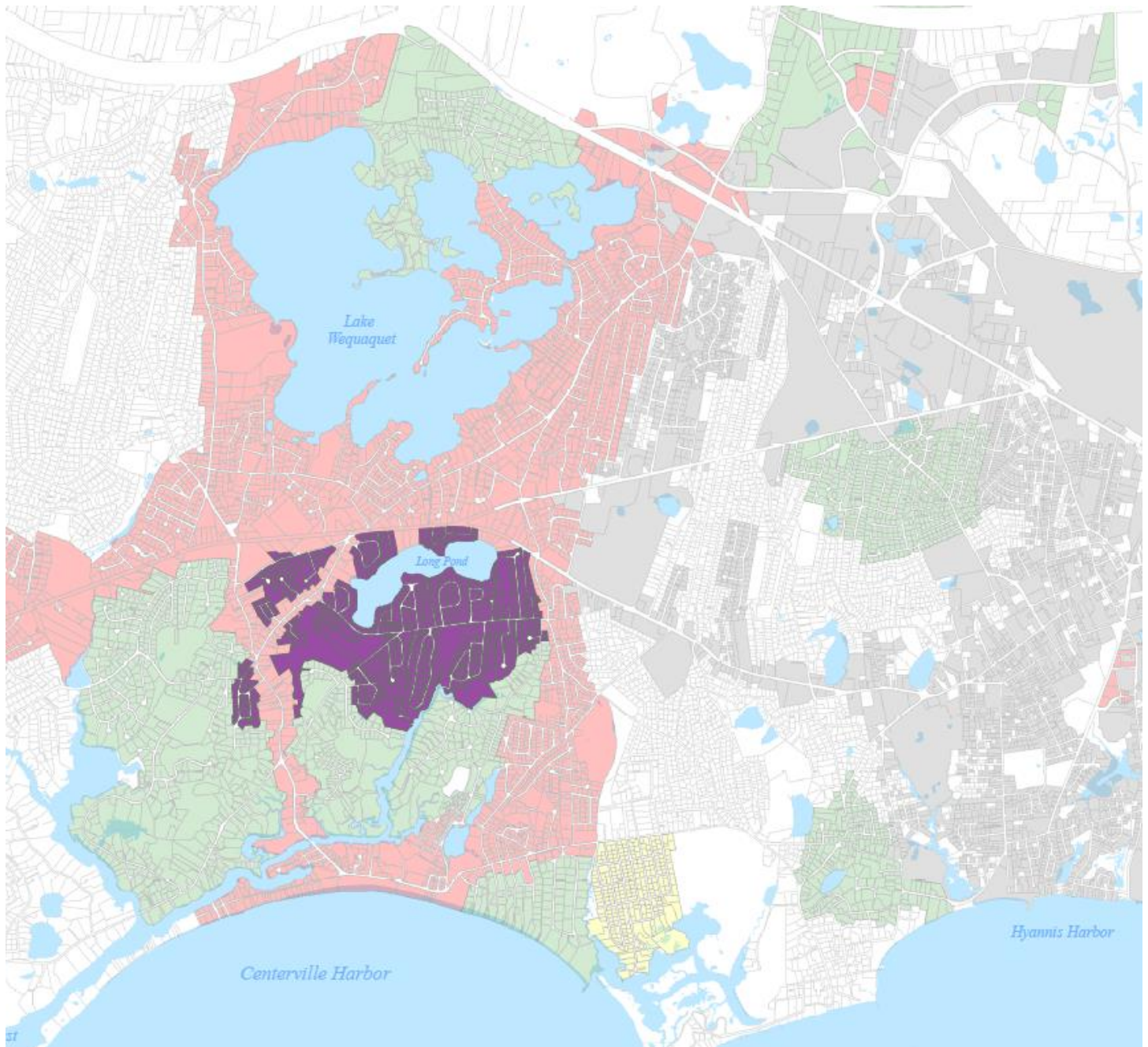
**Basis for Cost Estimates:** Department of Public Works Engineering

| Project Estimated Completion Date: 2026-30    |              | Design & Permit (months)       | 48 | Construction (months) | 48 |
|---|--------------|--------------------------------|----|-----------------------|----|
| Cost/Description FY 2023 and Follow-On Years: |              |                                |    |                       |    |
| Fiscal Year                                   | Cost         | Project Description/Components |    |                       |    |
| 2023  | -            | -                              |    |                       |    |
| 2024  | -            | -                              |    |                       |    |
| 2025  | -            | -                              |    |                       |    |
| 2026  | -            | -                              |    |                       |    |
| 2027  | \$35,000,000 | Construction                   |    |                       |    |

**Source of Funding:** Sewer Construction and Private Way Fund. Design/permitting is not eligible for State Revolving Fund (SRF) funding. Construction may be eligible for SRF funding and funding from the Cape Cod and Islands Water Protection Fund.



**Operating Budget Impact now or in future:** Construction of the project will increase routine maintenance for the WPCD because of the new infrastructure being added to the system. Construction of the project will increase WPCD operating costs because of increased routine maintenance, personnel needs, electricity, etc. associated with the new infrastructure. Revenue will be generated in the form of sewer assessments and sewer usage fees. Construction is anticipated to be completed in FY 2030 so operating expenses and revenue is not projected until that time.

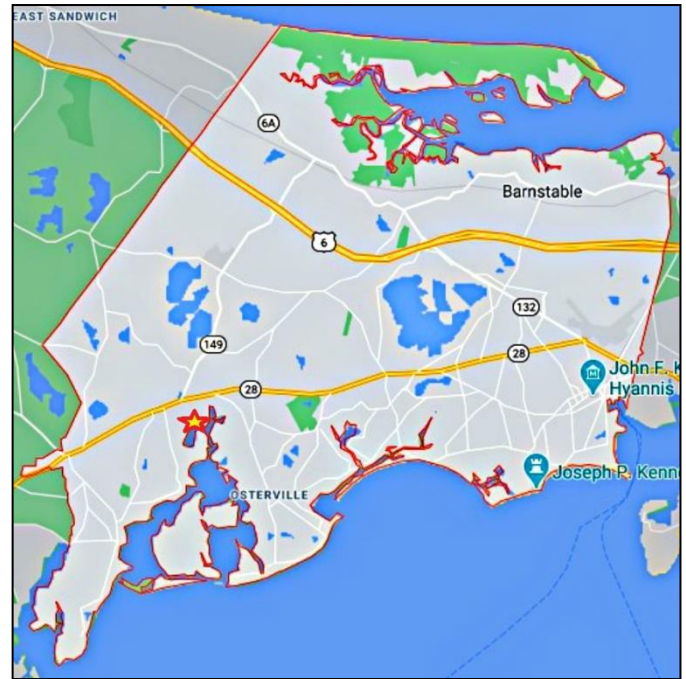




**Project Working Title:** Prince Cove Sewer Expansion – Survey and Preliminary Design

**Project Location:** Properties on the north and east side of Prince Cove, Marstons Mills

**Project Description:** Expanding sewer to the properties located on the north and east side of Prince Cove. This project area has been identified as a needs area for nitrogen removal and as a result, this project was identified in Phase 1 of the Comprehensive Wastewater Management Plan (CWMP). This project will install approximately 5 miles of sewers, connect approximately 200 properties to municipal sewer, collect approximately 45,000 gallons per day of wastewater and remove approximately 4.5 kg/day of nitrogen from the Three Bays Watershed. Construction is anticipated to begin in FY 2030.



**Project Justification:** The project area has been identified as a needs area for nitrogen removal within the Three Bays Watershed by Massachusetts Estuaries Program (MEP) modeling. As a result, the project area has been identified in Phase 1 of the CWMP.

**Impact of Denial/Postponement:** The area would remain unsewered and the Three Bays Watershed would continue to receive nutrients and pollutants from septic systems.

|                                |                                    |                |                    |
|--------------------------------|------------------------------------|----------------|--------------------|
| <b>Project Cost Estimates:</b> |                                    | <b>FY 2023</b> | <b>Future FY</b>   |
|                                | <b>Design &amp; Permitting</b>     | -              | \$400,000          |
|                                | <b>Construction or Acquisition</b> | -              | TBD Beyond 5 Years |
|                                | <b>Total Project Cost</b>          | -              | \$400,000          |

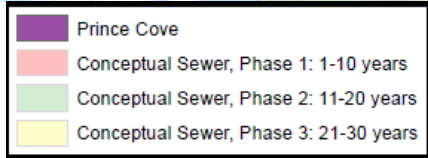
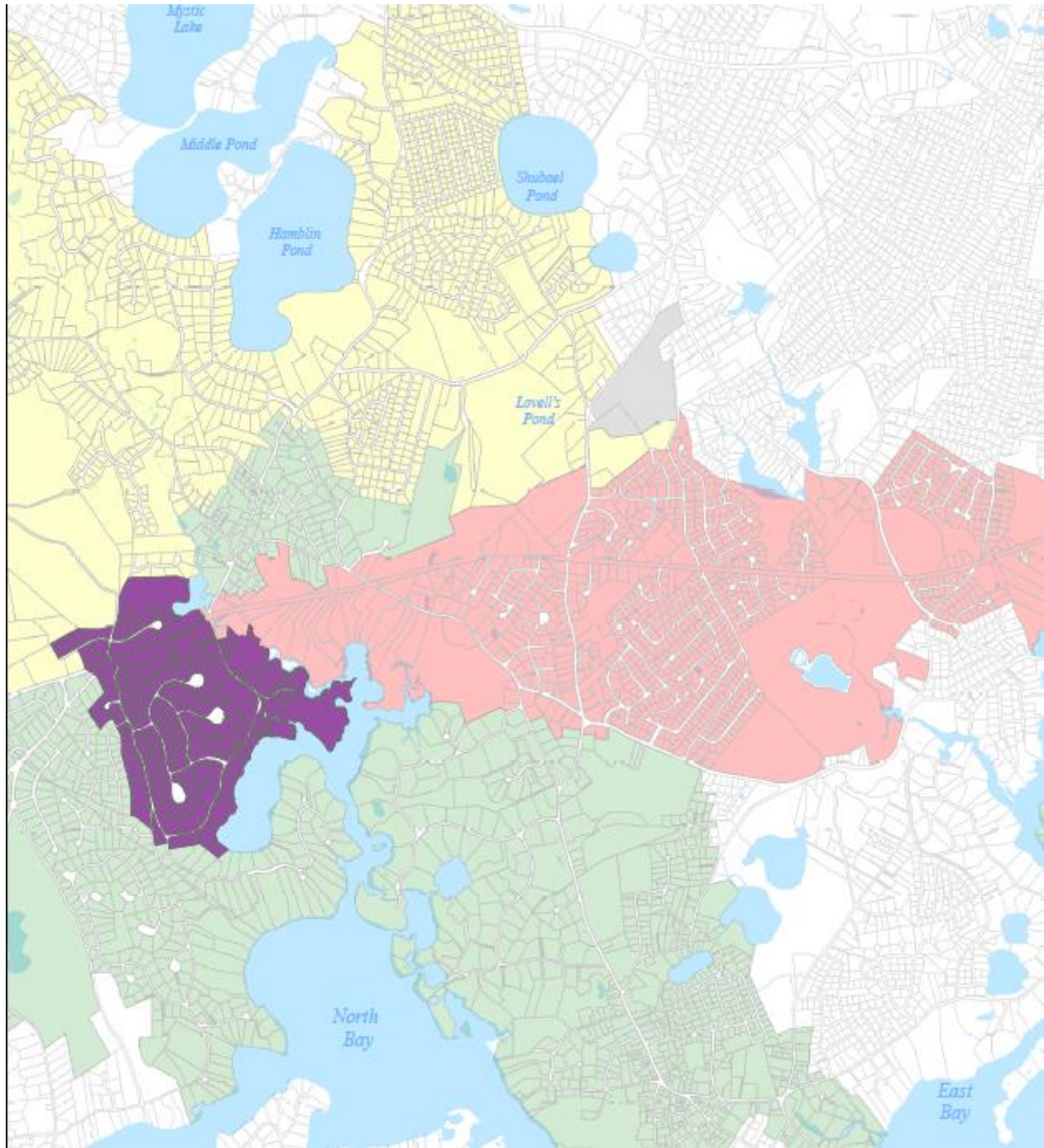
**Basis for Cost Estimates:** Department of Public Works Engineering

|  |             |   |    |                              |    |
|--|-------------|---|----|------------------------------|----|
| <b>Project Estimated Completion Date:</b> 2028-30    |             | <b>Design &amp; Permit (months)</b>               | 36 | <b>Construction (months)</b> | 24 |
| <b>Cost/Description FY 2023 and Follow-On Years:</b> |             |   |    |                              |    |
| <b>Fiscal Year</b>                                   | <b>Cost</b> | <b>Project Description/Components</b>             |    |                              |    |
| 2023   | -           | -   |    |                              |    |
| 2024   | -           | -   |    |                              |    |
| 2025   | -           | -   |    |                              |    |
| 2026   | -           | -   |    |                              |    |
| 2027   | \$400,000   | Survey and Preliminary Design (Construction FY30) |    |                              |    |

**Source of Funding:** Sewer Construction and Private Way Fund. Design/permitting is not eligible for State Revolving Fund (SRF) funding. Construction may be eligible for SRF funding and funding from the Cape Cod and Islands Water Protection Fund.

**Operating Budget Impact now or in future:** This request is for engineering. Construction of the project will increase routine maintenance for the WPCD because of the new infrastructure being added to the system. Construction of the project will increase WPCD operating costs as a result of increased routine maintenance, personnel needs, electricity,

etc. associated with the new infrastructure. Revenue will be generated in the form of sewer assessments and sewer usage fees. Construction is anticipated to be completed in FY30 so operating expenses and revenue are not projected until that time.



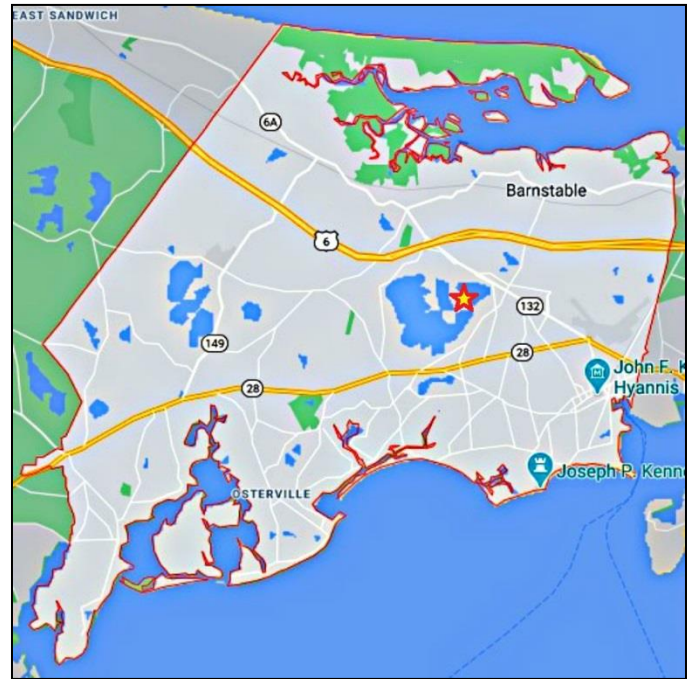
**Project Working Title:** Huckins Neck Road Sewer Expansion – Survey and Preliminary Design

**Project Location:** Huckins Neck Rd Barnstable, MA 02632

**Project Description:** Expanding sewer to properties located on Huckins Neck, adjacent to Lake Wequaquet, Shallow Pond, and Bearse Pond. This project will include the installation of mostly gravity sewer, some low-pressure sewer, and at least one municipal pump station. The project area was identified as a needs area for pond protection and as a result, this project was identified in Phase 1 of the Comprehensive Wastewater Management Plan (CWMP). Construction is anticipated to begin in FY 2030.

**Project Justification:** Residences in this area are located in very close proximity to Lake Wequaquet, Shallow Pond, and Bearse Pond and are completely dependent upon on-site solutions to address their wastewater. Additionally, most properties in this area have high groundwater, on replacing on-site septic systems is very expensive. In recent years, Lake Wequaquet, Shallow Pond, and Bearse Pond have experienced declining water quality. As a result, the project area was identified as a needs area for pond protection and the project was identified in Phase 1 of the CWMP. This project will install approximately 2.0 miles of sewers, connect approximately 150 properties to municipal sewer, collect approximately 21,500 gallons per day of wastewater, and remove approximately 2.1 kg/day of nitrogen from the Centerville River Watershed.

**Impact of Denial/Postponement:** The area would remain unsewered and the Three Bays Watershed would continue to receive nutrients and pollutants from septic systems.



|                                |                                    |                |                    |
|--------------------------------|------------------------------------|----------------|--------------------|
| <b>Project Cost Estimates:</b> |                                    | <b>FY 2023</b> | <b>Future FY</b>   |
|                                | <b>Design &amp; Permitting</b>     | -              | \$300,000          |
|                                | <b>Construction or Acquisition</b> | -              | TBD Beyond 5 Years |
|                                | <b>Total Project Cost</b>          | -              | \$300,000          |

**Basis for Cost Estimates:** Department of Public Works Engineering

|   |                                     |    |                              |    |
|---|-------------------------------------|----|------------------------------|----|
| <b>Project Estimated Completion Date:</b> 2029-31 | <b>Design &amp; Permit (months)</b> | 36 | <b>Construction (months)</b> | 24 |
|---|-------------------------------------|----|------------------------------|----|

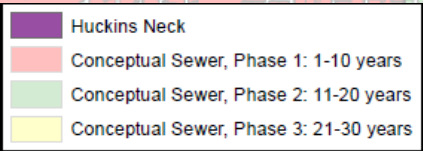
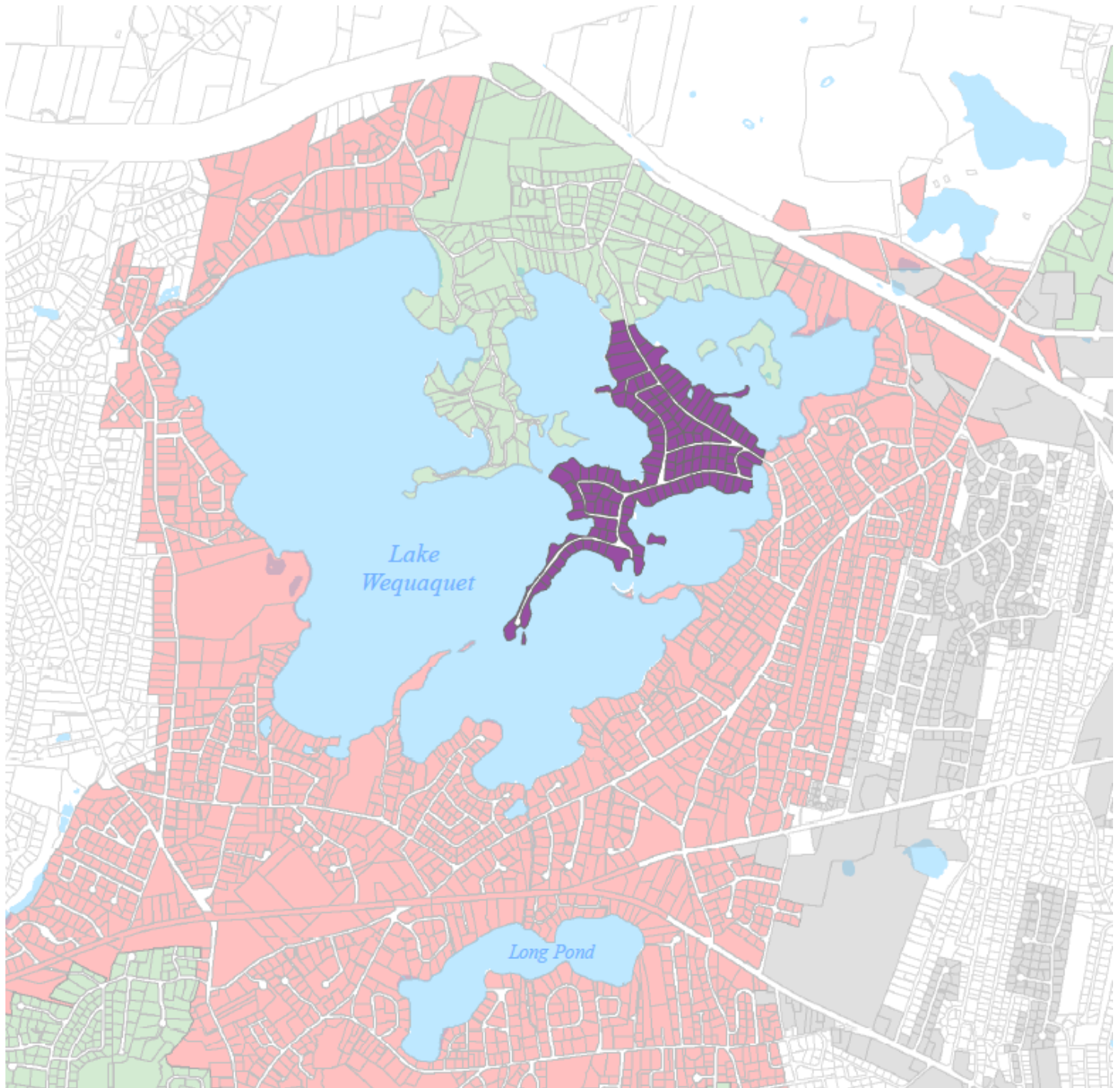
**Cost/Description FY 2023 and Follow-On Years:**

| Fiscal Year | Cost      | Project Description/Components  |
|-------------|-----------|---|
| 2023        | -         | -   |
| 2024        | -         | -   |
| 2025        | -         | -   |
| 2026        | -         | -   |
| 2027        | \$300,000 | Survey and Preliminary Design (Final Design FY29 & Construction FY30) |

**Source of Funding:** Sewer Construction and Private Way Fund. Design/permitting is not eligible for State Revolving Fund (SRF) funding. Construction may be eligible for SRF funding and funding from the Cape Cod and Islands Water Protection Fund.



**Operating Budget Impact now or in future:** This request is for engineering. Construction of the project will increase routine maintenance for the WPCD because of the new infrastructure being added to the system. Construction of the project will increase WPCD operating costs because of increased routine maintenance, personnel needs, electricity, etc. associated with the new infrastructure. Revenue will be generated in the form of sewer assessments and sewer usage fees. Construction is anticipated to be completed in FY 2031 so operating expenses and revenue is not projected until that time.



## Airport Enterprise Fund Project Descriptions

**PROJECT: AIR-23**

**DEPARTMENT PRIORITY: 5 of 16**

**Project Working Title:** Permitting - Airport Master Plan for Short-Term Airport Master Plan Update Projects

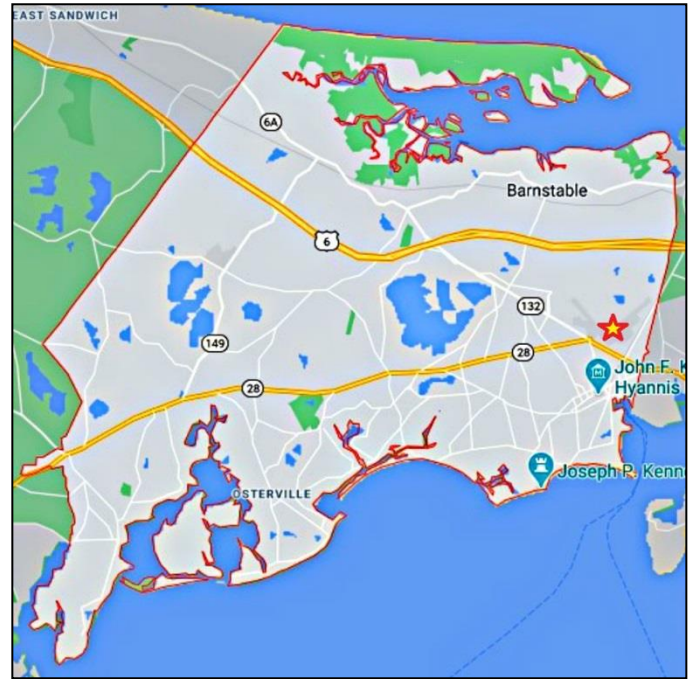
**Project Location:** 480 Barnstable Road, Hyannis, MA 02601

**Project Description:** Environmental permitting associated with various airfield safety improvements proposed at the Cape Cod Gateway Airport as part of the Airport Master Plan Update. The scope of the project will include any identified permitting requirements for Short-term Airport Master Plan Update Projects.

**Project Justification:** The environmental permitting as required by Federal, State, and Local agencies for implementation of proposed improvements.

Permitting may be needed and necessary to implement development alternatives that improve the airport and future operations whether it is safety or capacity related.

**Impact of Denial/Postponement:** To deny or postpone funding of this capital project will not allow the Airport to be in full compliance with environmental permitting as required by Federal, State, and Local agencies and may also have long term financial consequences with regard to receipt of future Federal and State grants.



| Project Cost Estimates: |                           | FY 2023 | Future FY        |
|-------------------------|---------------------------|---------|------------------|
|                         | Design & Permitting       | -       | \$525,000        |
|                         | <b>Total Project Cost</b> | -       | <b>\$525,000</b> |

**Basis for Cost Estimates:** Horsley Witten Group (on-call airport environmental consulting firm)

| Project Estimated Completion Date: FY 2024           |           | Design & Permit (months)  | 12-18 | Construction (months) | - |
|--|-----------|---|-------|-----------------------|---|
| <b>Cost/Description FY 2023 and Follow-On Years:</b> |           |   |       |                       |   |
| Fiscal Year  | Cost      | Project Description/Components  |       |                       |   |
| 2023   | -         | -   |       |                       |   |
| 2024   | \$525,000 | Permitting - Airport Master Plan for Short-Term Airport Master Plan Update Projects |       |                       |   |

**Source of Funding:** Reimbursable funding from FAA (90%), MassDOT Aeronautics (5%) and local share (5%). Airport share is \$26,250.

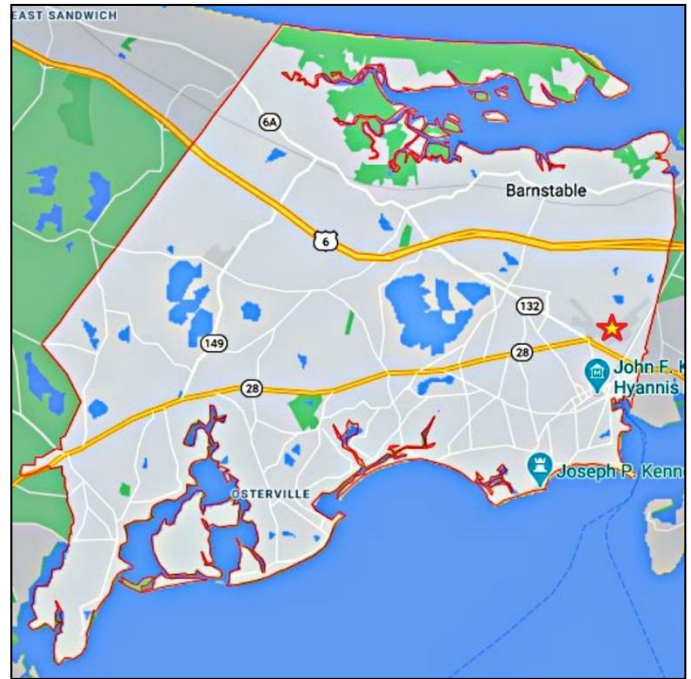
**Operating Budget Impact now or in future:** N/A

**Project Working Title:** Design & Implement Airport Security Camera Upgrades to meet TSA requirements

**Project Location:** 480 Barnstable Road, Hyannis, MA 02601

**Project Description:** Airport security equipment must be maintained regularly to protect airport staff and the traveling public and when certain Federal Aviation Administration (FAA) approved equipment is eligible for replacement with FAA grant assistance, such equipment must be evaluated and replaced as necessary. This project is to replace 40 airport cameras in various locations throughout the airport.

**Project Justification:** The Airport has 55 cameras in various locations throughout the airport, which will require replacement over the next several years. Nine were added in FY 2016 by MassDOT Aeronautics, three were replaced in FY 2019 by the Airport, and another three were replaced in FY 2020 by the Airport. A number of the cameras are older less capable analog cameras with limited capabilities for detection and monitoring of security areas and the overall airport. The new digital cameras now on the market provide greatly enhanced capabilities for security and airport operations observation, monitoring and detection. The new camera capability includes:



- The ability to take excellent still photos, control each camera individually with zoom capability to read license plates, aircraft numbers and perhaps even security badges.
- Higher resolution and low light capability that will improve overall airport security and the ability to better monitor airport traffic.
- Better review of security breaches, theft and/or monitoring tenants and their use of common space for payment/revenue purposes.

The intent was a multi-year program that would replace a number of cameras per year unless the project is eligible for funding from MassDOT Aeronautics Division, FAA or Transportation Security Administration (TSA) grants. FAA has indicated that the vast majority of the cameras, but not all, are eligible for Federal and State funding. Up until this point, the Airport has funded camera replacement 100% out of the airport budget.

**Impact of Denial/Postponement:** The airport may not be able to meet mandated FAA/TSA regulations for security and airport operations observation, monitoring and detection and could be decertified; the airport would not be able to maintain operations; the airport would be unable to provide a safe operation for the continuation of commerce as part of the national airspace plan; the airport would be unable to respond to airfield security breaches as quickly and efficiently and would unnecessarily endanger lives and property.

| <b>Project Cost Estimates:</b> |                                    | <b>FY 2023</b> | <b>Future FY</b> |
|--------------------------------|------------------------------------|----------------|------------------|
|                                | <b>Design &amp; Permitting</b>     | -              | \$45,000         |
|                                | <b>Construction or Acquisition</b> | -              | \$600,000        |
|                                | <b>All Other Cost</b>              | -              | \$5,000          |
|                                | <b>Total Project Cost</b>          | -              | \$650,000        |

**Basis for Cost Estimates:** McFarland Johnson (on-call airport planning consulting firm) conducted cost estimates based



on past reporting and monitoring requirements as of August 2020. Updates were made to the cost estimate in July 2021 and based on a recent similar project in the summer of 2021 at Nantucket Airport.

|  |             |  |     |                              |     |
|--|-------------|--|-----|------------------------------|-----|
| <b>Project Estimated Completion Date:</b> FY 2024    |             | <b>Design &amp; Permit (months)</b>  | 3-6 | <b>Construction (months)</b> | 3-6 |
| <b>Cost/Description FY 2023 and Follow-On Years:</b> |             |  |     |                              |     |
| <b>Fiscal Year</b>                                   | <b>Cost</b> | <b>Project Description/Components</b>  |     |                              |     |
| 2023   | -           | -  |     |                              |     |
| 2024   | \$650,000   | Design & Implement Airport Security Camera Upgrades to meet TSA requirements |     |                              |     |

**Source of Funding:** Reimbursable funding from FAA (90%), MassDOT Aeronautics (5%) and local share (5%). Airport share is \$32,500.

**Operating Budget Impact now or in future:** N/A



Digital



Analog

Recent quality (focus, brightness) digital photo clearly indicating need for project.

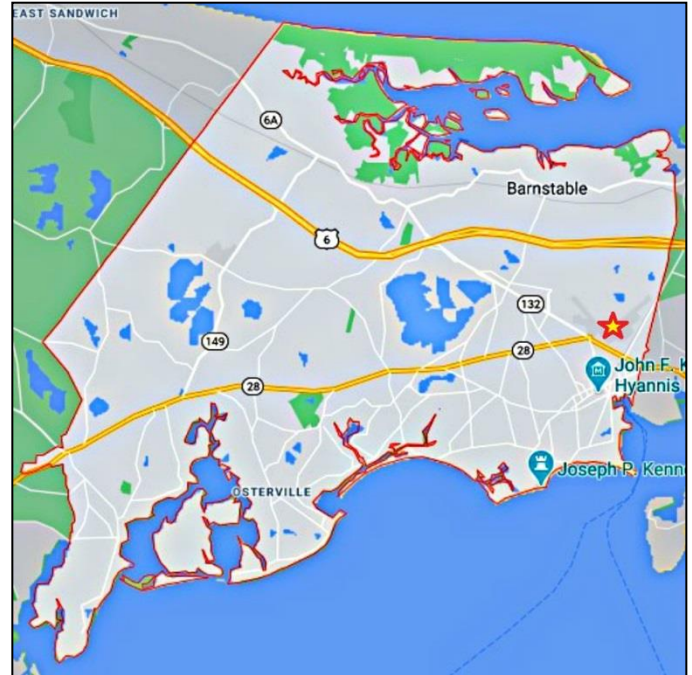
**Project Working Title:** Replace SRE Equipment 10-wheeler - Airport #47 (Sterling Carrier Vehicle with plow and sander circa 2006)

**Project Location:** 480 Barnstable Road, Hyannis, MA 02601

**Project Description:** Snow Removal Equipment (SRE) must be maintained regularly and when certain FAA approved equipment is eligible for replacement with FAA grant assistance, SRE vehicles and equipment must be evaluated and replaced as necessary. This project is to replace SRE Equipment 10-wheeler - Airport #47 (Sterling Carrier Vehicle with plow and sander circa 2006)

**Project Justification:** With approximately 1.5 million square feet of pavement, that includes two active runways, several aircraft taxiways and aircraft parking ramps that must be maintained and opened as soon as possible during snow events and to maintain our FAA FAR Part 139 airport certification, certain equipment must be available and in good condition to perform as required.

**Impact of Denial/Postponement:** The airport may not be able to meet mandated FAA FAR Part 139 certification requirements and would be decertified; the airport would not be able to maintain operations, nor remove snow in order to keep the runways open and safe for operation; the airport would be unable to provide a safe operation for the continuation of commerce as part of the national airspace plan; the airport would be unable to respond to airfield emergencies, with the potential for decreased flight safety, increased property damage, and would unnecessarily endanger lives and property.



| Project Cost Estimates: |                             | FY 2023 | Future FY        |
|-------------------------|-----------------------------|---------|------------------|
|                         | Design & Permitting         | -       | \$50,000         |
|                         | Construction or Acquisition | -       | \$330,000        |
|                         | All Other Cost              | -       | \$5,000          |
|                         | <b>Total Project Cost</b>   | -       | <b>\$385,000</b> |

**Basis for Cost Estimates:** Airport Solutions Group (on-call airport engineering firm) conducted cost estimates based on other equipment purchases and recent purchases at other airports as of August 2020.

| Project Estimated Completion Date: FY 2024    |           | Design & Permit (months)  | 6 | Construction (months) | 6-12 |
|---|-----------|---|---|-----------------------|------|
| Cost/Description FY 2023 and Follow-On Years: |           |   |   |                       |      |
| Fiscal Year                                   | Cost      | Project Description/Components  |   |                       |      |
| 2023  | -         | -   |   |                       |      |
| 2024  | \$385,000 | Replace SRE Equipment 10-wheeler - Airport #47 (Sterling Carrier Vehicle with plow and sander circa 2006) |   |                       |      |

**Source of Funding:** Funding by FAA (90%), MassDOT AD (5%), and local share (5%) from airport enterprise funds. Airport share is \$19,250

**Operating Budget Impact now or in future:** Routine maintenance will be required.



Airport #47 (Sterling Carrier Vehicle with plow and sander circa 2006)

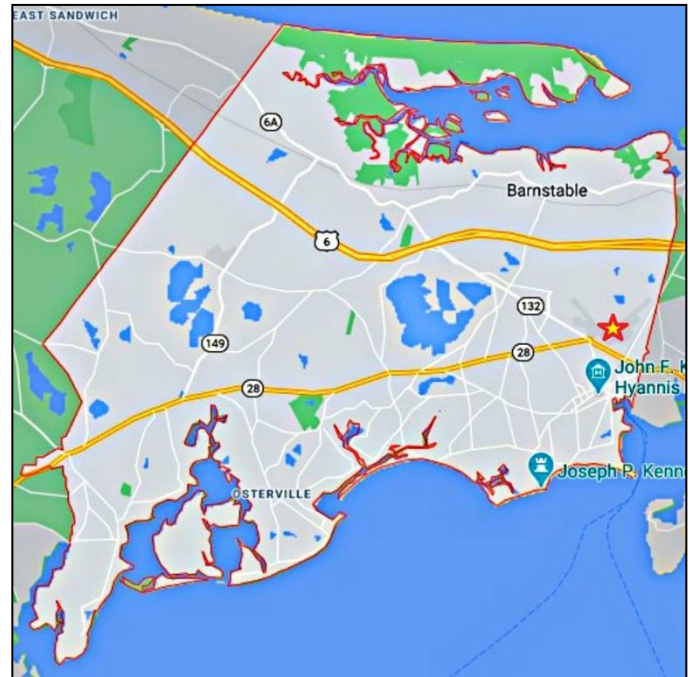


**Project Working Title:** Electric Aircraft Support Vehicle

**Project Location:** 480 Barnstable Road, Hyannis, MA 02601

**Project Description:** Although the electric aviation program is new, funding is earmarked for FY 2024 but the amount of funding and project type needs to be flexible until we have an understanding of needs for the airport and our Tenants. Cape Air is very serious about transitioning their fleet to electric once the market is sound.

There is potential FAA Voluntary Airport Low Emissions (VALE) Program Funding. VALE is available to commercial service airports located in areas that are in non-attainment or maintenance of National Ambient Air Quality Standards (NAAQS). Eligible project types include mobile and stationary equipment that reduce on-airport emissions, such as low-emission vehicles and infrastructure upgrades. Airport sponsors can fund VALE projects using Passenger Facility Charges (PFCs) or Airport Improvement Program (AIP) grants. Both entitlements and discretionary AIP funds may be available for VALE projects. There are stationary recharging units available for aircraft but mobile units make more sense so that we can recharge fleets in different locations, similar to a mobile fuel truck. A stationary charger costs about \$20,000 but mobile charges may be equivalent in cost to a snow removal vehicle.



**Project Justification:** The airport is keen on looking for all ways to be for “green” and environmentally responsible. Additionally, this may be a market similar to our jet fuel cost center, the largest revenue producer for the airport. The airport must be ready for a transition in fuel sources for aviation.

**Impact of Denial/Postponement:** The airport is keen on looking for all ways to be for “green” and environmentally responsible. Additionally, this may be a market similar to our jet fuel cost center, the largest revenue producer for the airport. The airport must be ready for a transition in fuel sources for aviation.

| Project Cost Estimates: |                             | FY 2023 | Future FY        |
|-------------------------|-----------------------------|---------|------------------|
|                         | Construction or Acquisition | -       | \$450,000        |
|                         | <b>Total Project Cost</b>   | -       | <b>\$450,000</b> |

**Basis for Cost Estimates:** Because the electric aviation program is new, funding is earmarked for FY 2024 but the amount of funding and project type needs to be flexible until we have an understanding of needs for HYA and our Tenants. Cost estimates based on other stationary equipment. A stationary charger costs about \$20,000 but mobile charges may be equivalent in cost to a snow removal vehicle.

| <b>Project Estimated Completion Date:</b> FY 2024    |           | <b>Design &amp; Permit (months)</b> | 6 | <b>Construction (months)</b> | 6-12 |
|--|-----------|-------------------------------------|---|------------------------------|------|
| <b>Cost/Description FY 2023 and Follow-On Years:</b> |           |                                     |   |                              |      |
| Fiscal Year  | Cost      | Project Description/Components      |   |                              |      |
| 2023   | -         | -                                   |   |                              |      |
| 2024   | \$450,000 | Electric Aircraft Support Vehicle   |   |                              |      |

**Source of Funding:** Funding by FAA (90%), MassDOT AD (5%), and local share (5%) from airport enterprise funds. Airport share is \$22,500

**Operating Budget Impact now or in future:** Routine maintenance will be required.



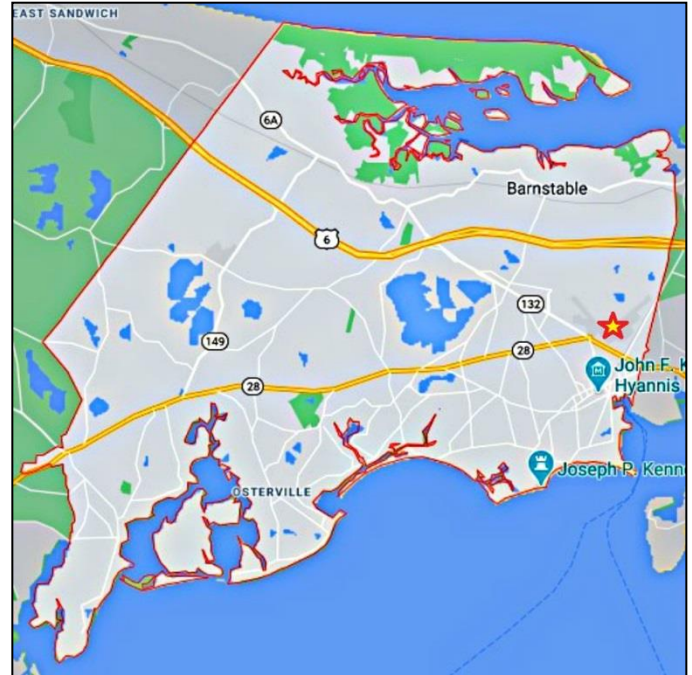
Electric Charging Station

**Project Working Title:** Design, Construct, Relocate and Extend Taxiway B (Approx. 4,500ft x 50ft) between the East Ramp and RWY 6-24 (not including the Glide Slope critical area)

**Project Location:** 480 Barnstable Road, Hyannis, MA 02601

**Project Description:** As part of the Federal Aviation Administration’s (FAA) goals to improve and correct airport layout deficiencies, enhance aircraft safety, and insure compliance with regulatory guidance, this project serves to correct major deterioration associated with taxiway Bravo (circa 1962) as well as realigning, reconstructing, shifting and extending the taxiway to insure compliance with regulatory guidance.

**Project Justification:** This project is among the final steps in a multi-year process to modify and bring the airport runways and associated taxiways into compliance with FAA airport design criteria; and to meet the requirements of the FAA Airport Layout Plan and the Airport Master Plan. In June of 2013, the MassDOT Aeronautics Division completed a statewide pavement management report that shows Taxiway Bravo as having a pavement condition index (PCI) of 34, with 0 being the worst condition, to 100 being the best condition. A PCI of 85 to 100 normally requires only preventative maintenance. A PCI of 55 to 70 requires major rehabilitation. The project is also subject to the Airport Master Plan Update review and permitting which may identify the project to include realigning, reconstructing, shifting and extending the taxiway.



**Impact of Denial/Postponement:** Denial or postponement of funding for this project will negatively affect aircraft and airport operations for the airport, and the airport will not be in compliance with FAA airport design criteria.

| Project Cost Estimates: |                             | FY 2023 | Future FY          |
|-------------------------|-----------------------------|---------|--------------------|
|                         | Design & Permitting         | -       | \$600,000          |
|                         | Construction or Acquisition | -       | \$8,195,000        |
|                         | All Other Cost              | -       | \$5,000            |
|                         | <b>Total Project Cost</b>   | -       | <b>\$8,800,000</b> |

**Basis for Cost Estimates:** Airport Solutions Group (on-call airport engineering firm) conducted cost estimates based on other runway rehabilitations recently installed at other airports and construction costs and rates as of July 2020. Updates were provided in July 2021.

| Project Estimated Completion Date: FY 2025    |             | Design & Permit (months)   | 12 | Construction (months) | 10-12 |
|---|-------------|--|----|-----------------------|-------|
| Cost/Description FY 2023 and Follow-On Years: |             |  |    |                       |       |
| Fiscal Year                                   | Cost        | Project Description/Components   |    |                       |       |
| 2023  | -           | -  |    |                       |       |
| 2024  | -           | -  |    |                       |       |
| 2025  | \$8,800,000 | Design, Construct, Relocate and Extend Taxiway B (Approx. 1,600ft x 50ft) between the East Ramp and RWY 6-24 (not including the Glide Slope critical area) |    |                       |       |

**Source of Funding:** Funding by FAA (90%) (AIP and /or FAA Supplemental Funding), MassDOT AD (5%), and local share



(5%) from airport enterprise funds. Airport share is \$440,000.

**Operating Budget Impact now or in future:** New pavement will reduce labor and maintenance costs.



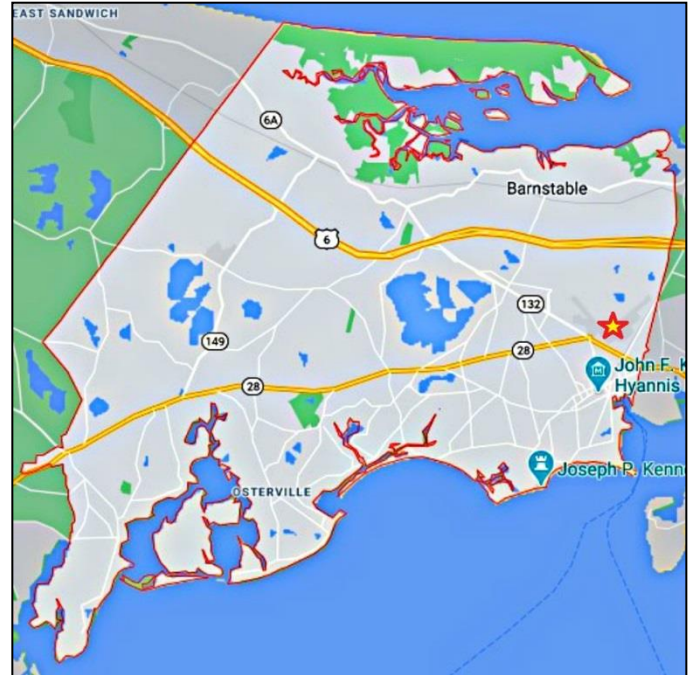
Relocate and Extend Taxiway B (Approx. 4,500ft x 50ft)

**Project Working Title:** Design & Construct Reconstruction and Re-Alignment of Taxiways Delta and Echo at Runway 15 (includes Run-Up Pit). Consider environmental factors.

**Project Location:** 480 Barnstable Road, Hyannis, MA 02601

**Project Description:** As part of the Federal Aviation Administration’s (FAA) goals to improve and correct airport layout deficiencies, enhance aircraft safety, and insure compliance with regulatory guidance, this project serves to correct major operational aircraft ground and runway safety area (RSA) deficiencies associated with a portion of taxiway Delta (circa 1998) and taxiway Echo (circa 1980) where they intersect with Runway 15-33.

**Project Justification:** This reconstruction project for approximately 1,300 foot by 50 foot portion of Taxiway D (between Taxiway Charlie and Runway 15-33) and the entire 800 foot x 50 foot Taxiway Echo and aircraft engine run-up pit of approximately 54,000 square feet in size, are among the final steps in a multi-year process to modify and bring the airport runways and associated taxiways into compliance with FAA airport design criteria; and to meet the requirements of the FAA Airport Layout Plan and the Airport Master Plan. In June of 2013, the MassDOT Aeronautics Division completed a statewide pavement management report that shows Taxiway Delta as having a pavement condition index (PCI) of 86, with 0 being the worst condition, to 100 being the best condition. A PCI of 85 to 100 requires normally requires only preventative maintenance. Taxiway Echo was identified in the same report as having a PCI of 59. A PCI of 55 to 70 requires major rehabilitation. A new MassDOT pavement condition index report is being conducted to update and confirm the earlier study. The project is also subject to the Airport Master Plan Update review and permitting.



**Impact of Denial/Postponement:** Denial or postponement of funding for this project will negatively affect aircraft and airport operations for the airport, and the airport will not be in compliance with FAA airport design criteria.

| Project Cost Estimates:   |                             | FY 2023 | Future FY          |
|---------------------------|-----------------------------|---------|--------------------|
|                           | Design & Permitting         | -       | \$660,000          |
|                           | Construction or Acquisition | -       | \$4,635,000        |
|                           | All Other Cost              | -       | \$5,000            |
| <b>Total Project Cost</b> |                             | -       | <b>\$5,300,000</b> |

**Basis for Cost Estimates:** Airport Solutions Group (on-call airport engineering firm) conducted cost estimates based on other runway rehabilitations recently installed at other airports and construction costs and rates as of July 2020. Cost estimates were updated in July 2021.

| Project Estimated Completion Date: FY 2025    |             | Design & Permit (months)  | 6-12 | Construction (months) | 6-10 |
|---|-------------|---|------|-----------------------|------|
| Cost/Description FY 2023 and Follow-On Years: |             |   |      |                       |      |
| Fiscal Year                                   | Cost        | Project Description/Components  |      |                       |      |
| 2023  | -           | -   |      |                       |      |
| 2024  | -           | -   |      |                       |      |
| 2025  | \$5,300,000 | Design & Construct Reconstruction and Re-Alignment of Taxiways Delta and Echo at Runway 15 (includes Run-Up Pit). |      |                       |      |

**Source of Funding:** Funding by FAA (90%) (AIP and /or FAA Supplemental Funding), MassDOT AD (5%), and local share (5%) from airport enterprise funds. Airport share is \$265,000.

**Operating Budget Impact now or in future:** New pavement will reduce labor and maintenance costs.



Taxiway E



Taxiway D

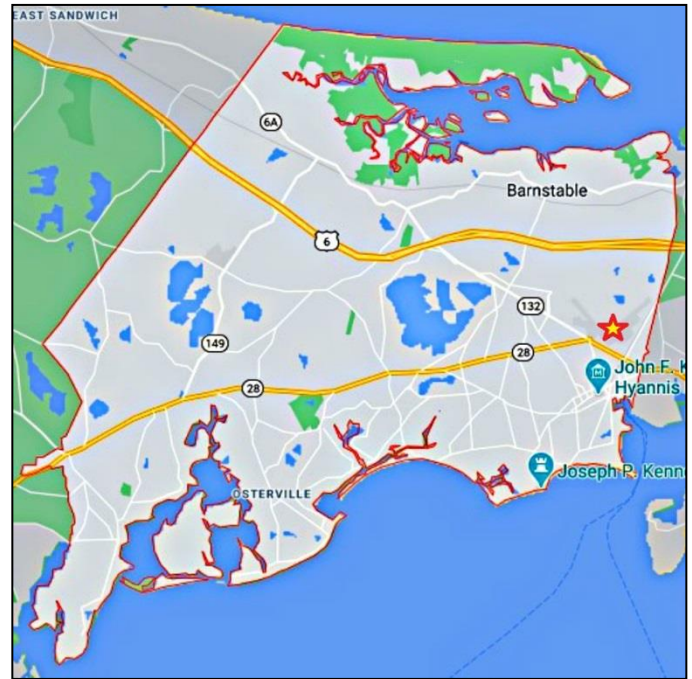


**Project Working Title:** Replace SRE Equipment - Airport #38 (ASV Skid Steer Plow for EMAS circa 2004).

**Project Location:** 480 Barnstable Road, Hyannis, MA 02601

**Project Description:** Snow Removal Equipment (SRE) must be maintained regularly to better serve their function and quickly and efficiently respond to airfield snow removal tasks and emergencies; and if certain Federal Aviation Administration (FAA) approved equipment is eligible for replacement with FAA grant assistance, SRE vehicles and equipment must be evaluated and replaced as necessary. This project is to replace the 2004 ASV Diesel Skid Steer Plow for use on the EMAS system).

**Project Justification:** With approximately 1.5 million square feet of pavement, that includes two active runways, several aircraft taxiways and aircraft parking ramps that must be maintained and opened as soon as possible during snow events and to maintain our FAA FAR Part 139 airport certification, certain equipment must be available and in good condition to perform as required.



**Impact of Denial/Postponement:** The airport may not be able to meet mandated FAA FAR Part 139 certification requirements and would be decertified; the airport would not be able to maintain operations, nor remove snow in order to keep the runways open and safe for operation; the airport would be unable to provide a safe operation for the continuation of commerce as part of the national airspace plan; the airport would be unable to respond to airfield emergencies, with the potential for decreased flight safety, increased property damage, and would unnecessarily endanger lives and property.

| Project Cost Estimates: |                             | FY 2023 | Future FY        |
|-------------------------|-----------------------------|---------|------------------|
|                         | Design & Permitting         | -       | \$27,000         |
|                         | Construction or Acquisition | -       | \$70,000         |
|                         | All Other Cost              | -       | \$3,000          |
|                         | <b>Total Project Cost</b>   | -       | <b>\$100,000</b> |

**Basis for Cost Estimates:** Airport Solutions Group (on-call airport engineering firm) conducted cost estimates based on other equipment purchases and recent purchases at other airports as of August 2020. Updates estimates were provided in July 2021.

| Project Estimated Completion Date: FY 2025           |           | Design & Permit (months)   | 6 | Construction (months) | 6-12 |
|--|-----------|--|---|-----------------------|------|
| <b>Cost/Description FY 2023 and Follow-On Years:</b> |           |  |   |                       |      |
| Fiscal Year  | Cost      | Project Description/Components   |   |                       |      |
| 2023   | -         | -  |   |                       |      |
| 2024   | -         | -  |   |                       |      |
| 2025   | \$100,000 | Replace SRE Equipment - Airport #38 (ASV Skid Steer Plow for EMAS circa 2004). |   |                       |      |

**Source of Funding:** Funding by MassDOT AD (80%), and local share (20%) from airport enterprise funds. Airport share is \$20,000.

**Operating Budget Impact now or in future:** Routine vehicle maintenance.



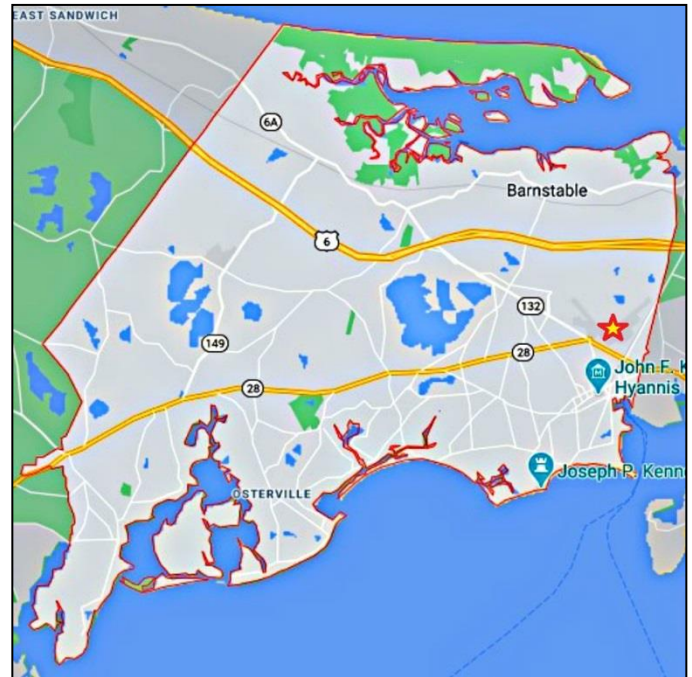
Airport #38 (ASV Skid Steer Plow for EMAS circa 2004)

**Project Working Title:** Replace SRE Equipment - Airport #32 (Chevy 2500HD circa 2001)

**Project Location:** 480 Barnstable Road, Hyannis, MA 02601

**Project Description:** Snow Removal Equipment (SRE) must be maintained regularly to better serve their function and quickly and efficiently respond to airfield snow removal tasks and emergencies; and if certain Federal Aviation Administration (FAA) approved equipment is eligible for replacement with FAA grant assistance, SRE vehicles and equipment must be evaluated and replaced as necessary. This project is to replace Airport #32 (Chevy 2500HD circa 2001)

**Project Justification:** With approximately 1.5 million square feet of pavement, that includes two active runways, several aircraft taxiways and aircraft parking ramps that must be maintained and opened as soon as possible during snow events and to maintain our FAA FAR Part 139 airport certification, certain equipment must be available and in good condition to perform as required.



**Impact of Denial/Postponement:** The airport may not be able to meet mandated FAA FAR Part 139 certification requirements and would be decertified; the airport would not be able to maintain operations, nor remove snow in order to keep the runways open and safe for operation; the airport would be unable to provide a safe operation for the continuation of commerce as part of the national airspace plan; the airport would be unable to respond to airfield emergencies, with the potential for decreased flight safety, increased property damage, and would unnecessarily endanger lives and property.

| Project Cost Estimates: |                             | FY 2023 | Future FY       |
|-------------------------|-----------------------------|---------|-----------------|
|                         | Construction or Acquisition | -       | \$77,000        |
|                         | All Other Cost              | -       | \$3,000         |
|                         | <b>Total Project Cost</b>   | -       | <b>\$80,000</b> |

**Basis for Cost Estimates:** Airport Solutions Group (on-call airport engineering firm) conducted cost estimates based on other equipment purchases and recent purchases at other airports as of August 2020. Updates were provided in July 2021.

| Project Estimated Completion Date: FY 2025    |          | Design & Permit (months)                                      | 6 | Construction (months) | 6 |
|---|----------|---|---|-----------------------|---|
| Cost/Description FY 2023 and Follow-On Years: |          |   |   |                       |   |
| Fiscal Year                                   | Cost     | Project Description/Components                                |   |                       |   |
| 2023  | -        | -   |   |                       |   |
| 2024  | -        | -   |   |                       |   |
| 2025  | \$80,000 | Replace SRE Equipment - Airport #32 (Chevy 2500HD circa 2001) |   |                       |   |

**Source of Funding:** Funding by MassDOT AD (80%), and local share (20%) from airport enterprise funds. Airport share is \$16,000

**Operating Budget Impact now or in future:** Routine vehicle maintenance.





Airport #32 (Chevy 2500HD circa 2001)

**Project Working Title:** Design & Construct Terminal Upgrades - Jetway/Gate Expansion/Hold room expansion

**Project Location:** 480 Barnstable Road, Hyannis, MA 02601

**Project Description:** Although passenger activity at the Airport does not necessitate a jet bridge or jetway a passenger boarding bridge may be needed in the future as the airport strives to entice airline activity. Currently, JetBlue uses roll up stairs that do not connect to the terminal. An enclosed, movable connector, which most commonly extends from an airport terminal gate to an airplane, allowing passengers to board and disembark without going outside and being exposed to harsh weather is ideal.

The project is to design and install a jet bridge or jetway passenger boarding bridge.

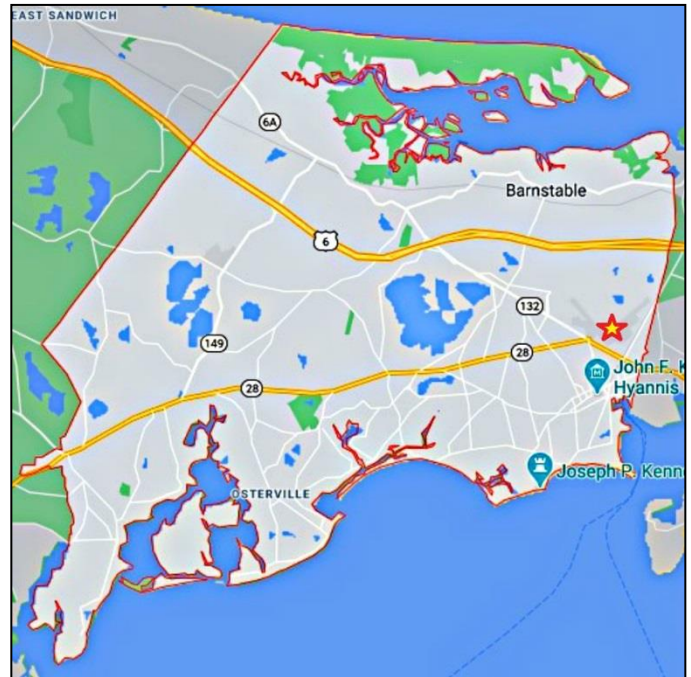
**Project Justification:** The Airport Business Plan identifies priority marketing and business efforts with targeted goals to increase development, passenger throughput, and airport use.

The Business Plan goals include:

- Improving General Aviation Services
- Diversifying Airport Revenue Stream
- Becoming a Leader in Air Transportation Options for the Cape, Islands and Southeastern Massachusetts
- Developing Airport Branding

With these goals in mind, there are a number of projects that can be implemented at the airport to help establish or improve existing facilities and to better market the airport, such as this proposed project. This project would respond to the need to improve Air Transportation Options for the Cape, Islands, and Southeastern Massachusetts while also allowing for additional revenue potential from airlines who we do not currently serve.

**Impact of Denial/Postponement:** This project is being proposed to improve commercial aviation services and to assist in the further development of the airport. This will allow the airport to meet Business Plan goals to increase development, passenger throughput and airport use mainly by Improving Air Transportation Options for the Cape, Islands and Southeastern Massachusetts.



| Project Cost Estimates:     |                     | FY 2023           | Future FY |
|-----------------------------|---------------------|-------------------|-----------|
|                             | Design & Permitting | -                 | \$375,000 |
| Construction or Acquisition | -                   | \$1,120,000       |           |
| All Other Cost              | -                   | \$5,000           |           |
| <b>Total Project Cost</b>   | -                   | <b>\$1,500,00</b> |           |

**Basis for Cost Estimates:** Fennick & McCredie (on-call airport architectural firm) conducted cost estimates based on other equipment purchases and recent purchases at other airports as of August 2020. Updates to the estimates were provided in July 2021.

|  |             |  |   |                              |      |
|--|-------------|--|---|------------------------------|------|
| <b>Project Estimated Completion Date: FY 2025</b>    |             | <b>Design &amp; Permit (months)</b>  | 6 | <b>Construction (months)</b> | 6-12 |
| <b>Cost/Description FY 2023 and Follow-On Years:</b> |             |  |   |                              |      |
| <b>Fiscal Year</b>                                   | <b>Cost</b> | <b>Project Description/Components</b>  |   |                              |      |
| 2023   | -           | -  |   |                              |      |
| 2024   | -           | -  |   |                              |      |
| 2025   | \$1,500,000 | Design & Construct Terminal Upgrades - Jetway/Gate Expansion/Hold room expansion |   |                              |      |

**Source of Funding:** Funding by MassDOT AD (80%), and local share (20%) from airport enterprise funds. Airport share is \$300,000

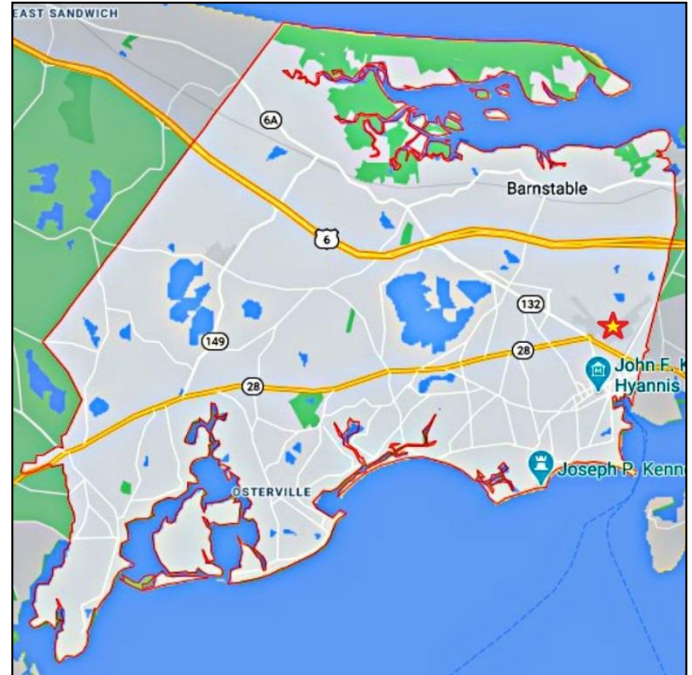
**Operating Budget Impact now or in future:** Facility routine maintenance is expected.



**Project Working Title:** Design & Acquire Easements/Acquisition for Future Construction/Runway extension - acquisition will be implemented on a phased approach as properties become available or easements acquired.

**Project Location:** 480 Barnstable Road, Hyannis, MA 02601

**Project Description:** Airport owners occasionally need to acquire land for expansion of the airport or to protect the approaches to the runways. The Federal Aviation Administration (FAA) provides funding for these purposes. It is always preferable for an airport to be surrounded by a buffer of vacant property. However, when adjacent property has already been developed, the FAA may conclude that an aviation easement is appropriate to control any future land use that might be hazardous to flight and protect the airspace from obstructions. When public airports receive federal funds for improvement projects, the airport must agree to abide by FAA regulations. Certain regulations require the acquisition of sufficient property rights that will protect both pilots and the people on the ground.



An aviation easement is a property right acquired from a landowner, which protects the use of airspace above a specified height, and imposes limitations on use of the land subject to the easement. Generally, uses that attract birds or interfere with pilot visibility and instrumentation are prohibited. Whether or not existing uses and structures are permitted to remain often is a function of the distance from the runway. Any manmade structures or natural growth, which penetrates the specified heights, must be removed. A typical aviation easement not only describes the rights acquired and restrictions on the use of the property, it will include a document called Exhibit A, which provides a graphic depiction of the elevations and dimensions of the easement.

Recent updates to federal requirements for runway protection zones (RPZ) require the addition of a number of potential parcels and thus costs for this project has increased.

**Project Justification:** Easements may be needed and necessary to implement development alternatives that improve the airport and future operations whether it is safety or capacity related. The following projects that are part of the Airport Master Plan Update may require easements:

- Viability of and options for extending Runway 15/33;
- Review of Runways 15/33 & 6/24 Enhancements & Improvements;
- Analysis of access road improvements;
- Reviewing obstruction analysis of FAR Part 77 surfaces and obstruction removal options; and
- Examining other issues as detailed in the Airport Master Plan.

**Impact of Denial/Postponement:** To deny or postpone funding of this capital project will not allow the Airport to be in full compliance with Federal, State, and Local agencies and may also have long term financial consequences with regard to receipt of future Federal and State grants.

| Project Cost Estimates: |                             | FY 2023 | Future FY           |
|-------------------------|-----------------------------|---------|---------------------|
|                         | Construction or Acquisition | -       | \$13,500,000        |
|                         | <b>Total Project Cost</b>   | -       | <b>\$13,500,000</b> |

**Basis for Cost Estimates:** McFarland Johnson (on-call airport planning consulting firm) conducted cost estimates based on past reporting and monitoring requirements as of August 2020.

|  |                                     |   |                              |   |
|--|-------------------------------------|---|------------------------------|---|
| <b>Project Estimated Completion Date:</b> FY 2026    | <b>Design &amp; Permit (months)</b> | 12-36   | <b>Construction (months)</b> | - |
| <b>Cost/Description FY 2023 and Follow-On Years:</b> |                                     |   |                              |   |
| <b>Fiscal Year</b>                                   | <b>Cost</b>                         | <b>Project Description/Components</b>                               |                              |   |
| <b>2023</b>  | -                                   | -   |                              |   |
| <b>2024</b>  | -                                   | -   |                              |   |
| <b>2025</b>  | -                                   | -   |                              |   |
| <b>2026</b>  | \$13,500,000                        | Design & Acquire Easements for Future Construction/Runway extension |                              |   |

**Source of Funding:** Reimbursable funding from FAA (90%), MassDOT Aeronautics (5%) and local share (5%). Airport share is \$174,932.

**Operating Budget Impact now or in future:** N/A

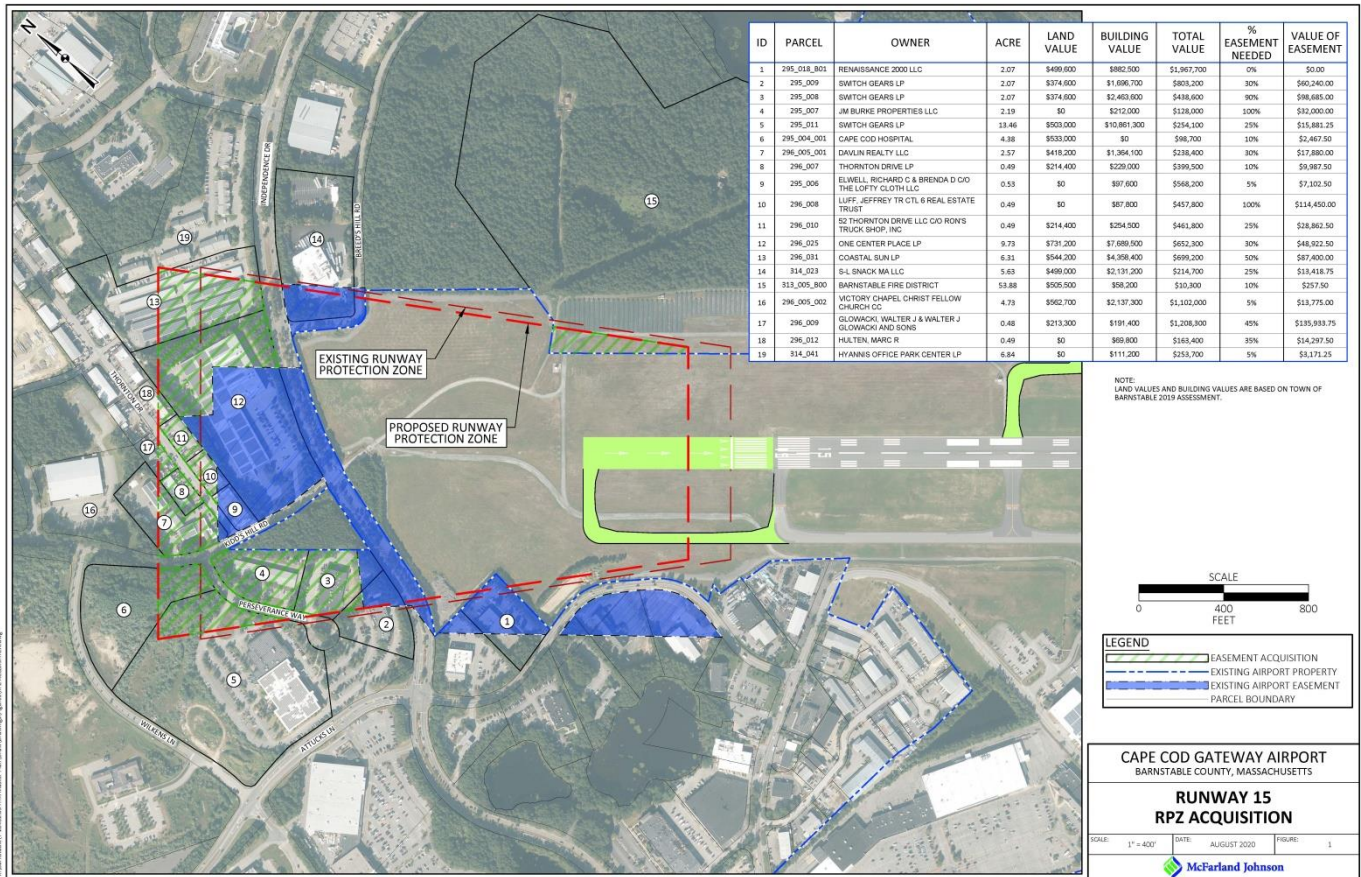


Exhibit A provides a graphic depiction of the elevations and dimensions of the easement.



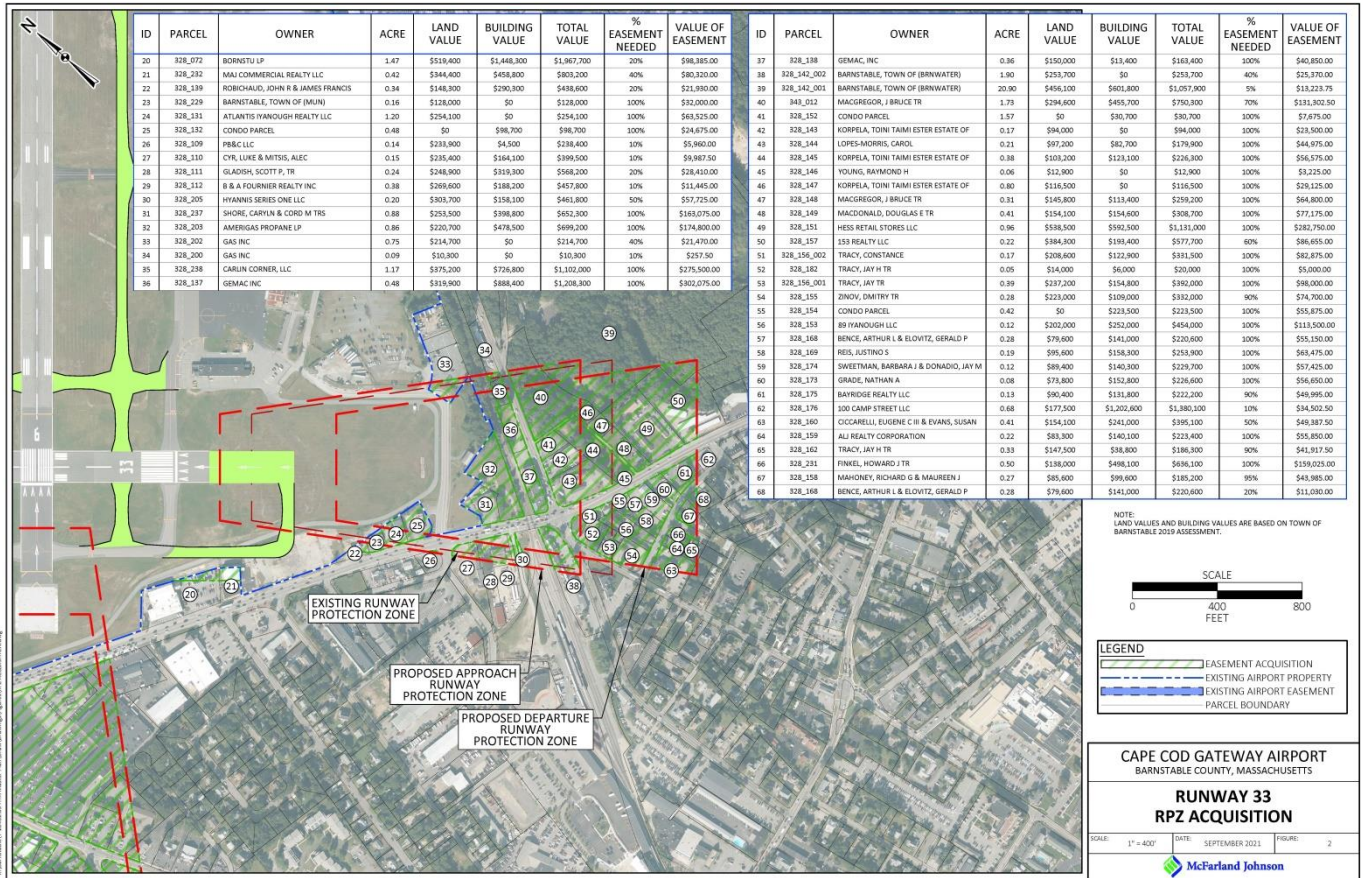


Exhibit B provides a graphic depiction of the elevations and dimensions of the easement.

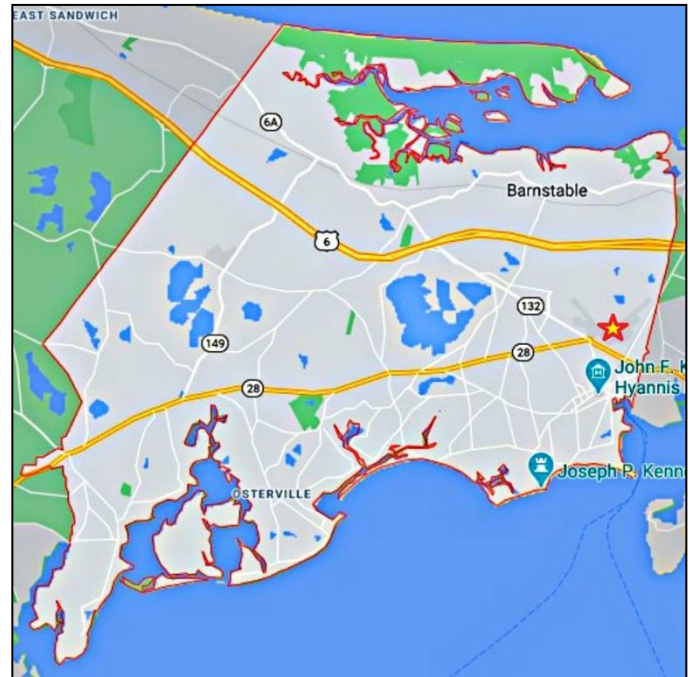


**Project Working Title:** Design & Construct Tree Clearing for RUNWAY 15/33 Extension

**Project Location:** 480 Barnstable Road, Hyannis, MA 02601

**Project Description:** There are several places where the vegetation in certain areas surrounding the airfield that would create an airspace flight obstruction/airspace obstruction and thus require removal to protect federal airspace and runway approaches and meet FAA design and safety criteria for the extended runway. If not removed, a safety concern would exist, as would a concern for a reduction in the federal funding of future projects if obstructions are not removed.

**Project Justification:** As part of the Airport Master Plan Update the viability of and options for extending Runway 15/33 have been reviewed with projects being identified with the least amount of impact to the surrounding community. If not removed, a safety concern would exist, as would a concern for a reduction in the federal funding of future projects if obstructions are not removed.



**Impact of Denial/Postponement:** To deny or postpone funding of this capital project will not allow the Airport to be in full compliance with Federal, State, and Local agencies and may also have long term financial consequences with regard to receipt of future Federal and State grants.

|                                |                                    |                |                  |
|--------------------------------|------------------------------------|----------------|------------------|
| <b>Project Cost Estimates:</b> |                                    | <b>FY 2023</b> | <b>Future FY</b> |
|                                | <b>Construction or Acquisition</b> | -              | \$750,000        |
|                                | <b>Total Project Cost</b>          | -              | \$750,000        |

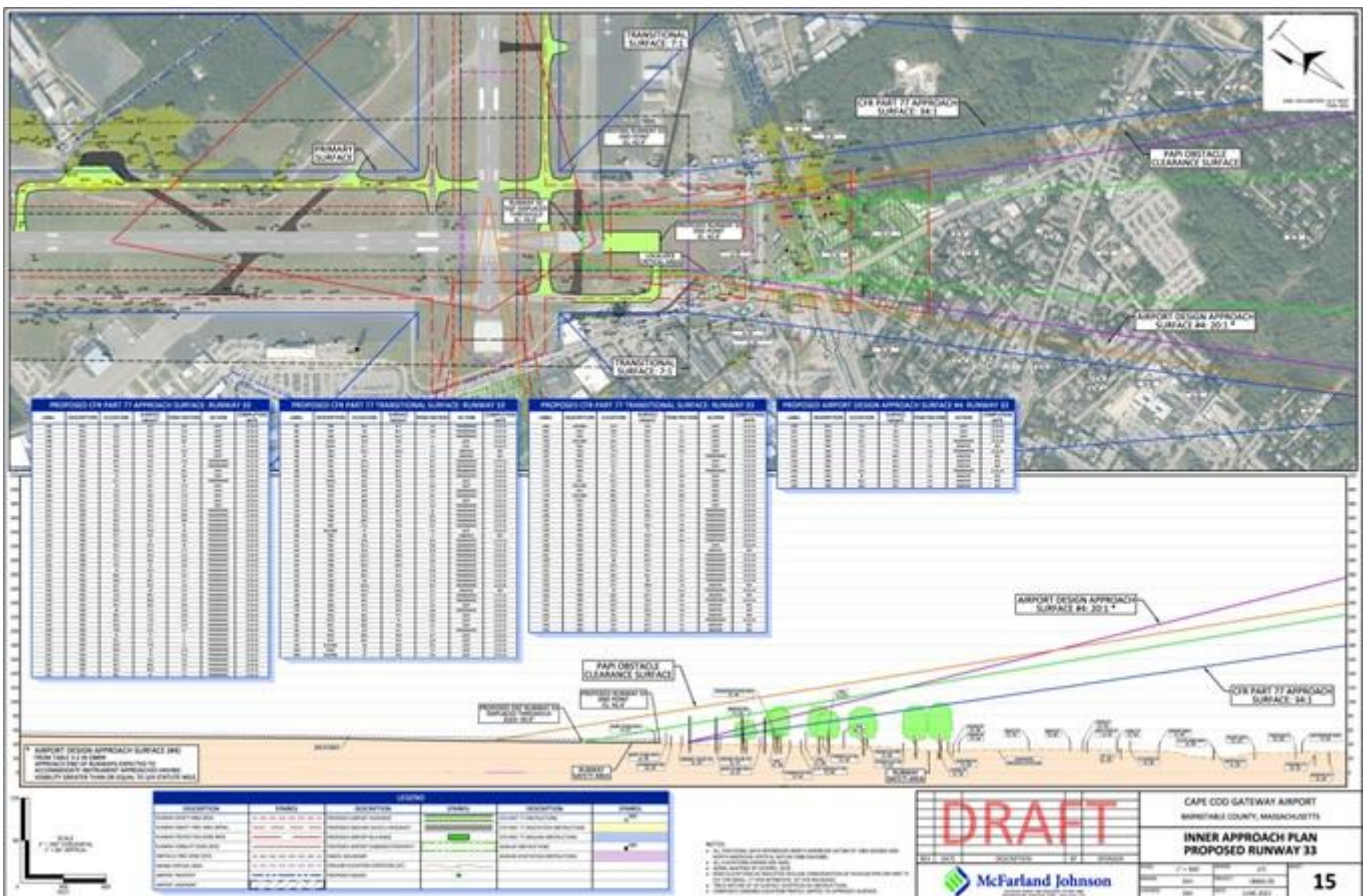
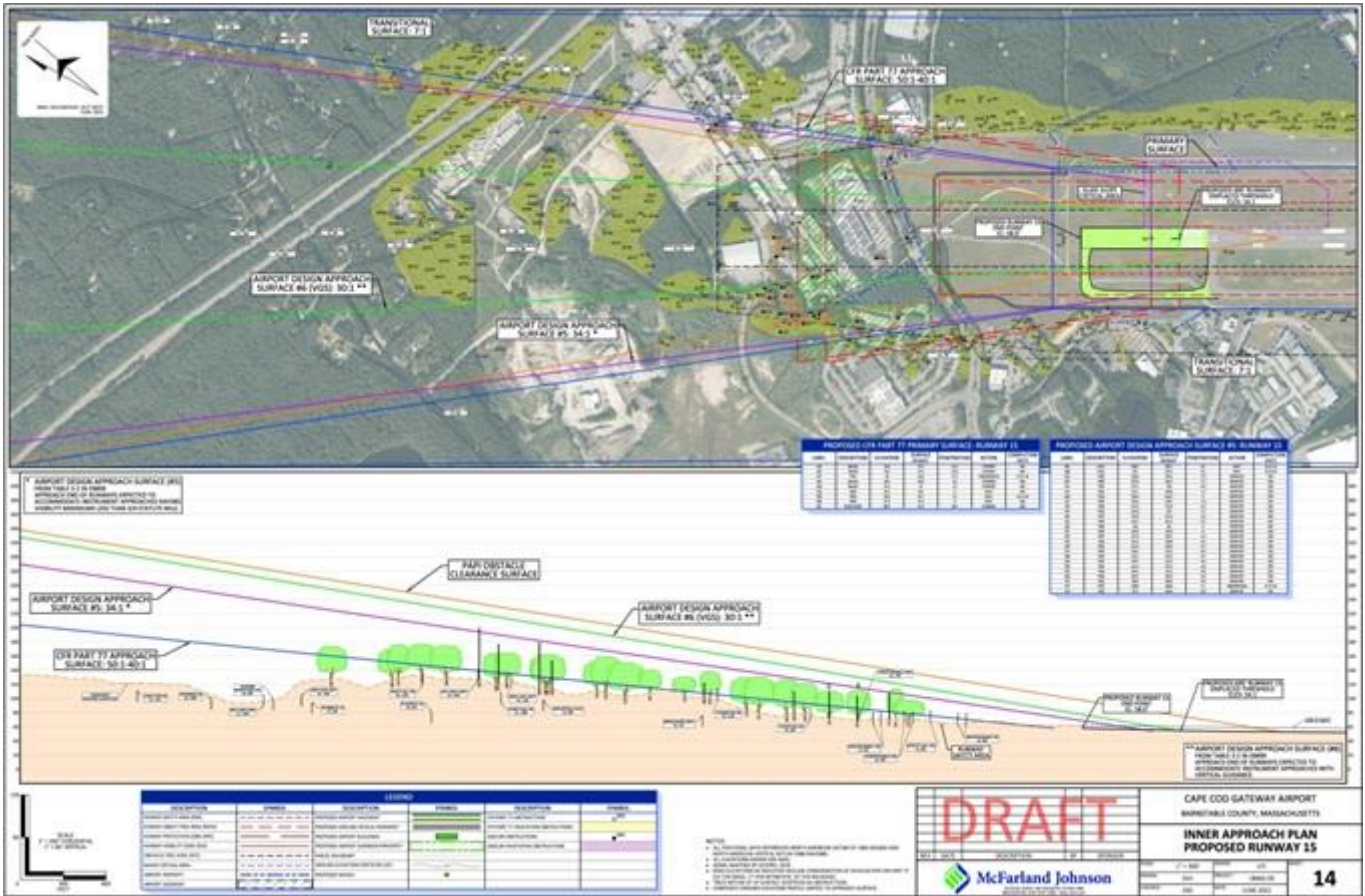
**Basis for Cost Estimates:** McFarland Johnson (on-call airport planning consulting firm) conducted cost estimates based on past reporting and monitoring requirements as of August 2020. Updates to these estimates were made in July 2021.

|   |           |                                     |     |                              |     |
|---|-----------|-------------------------------------|-----|------------------------------|-----|
| <b>Project Estimated Completion Date:</b> | <b>FY</b> | <b>Design &amp; Permit (months)</b> | 6-8 | <b>Construction (months)</b> | 6-8 |
| 2026/27                                   |           |                                     |     |                              |     |

| <b>Cost/Description FY 2023 and Follow-On Years:</b> |             |   |
|--|-------------|---|
| <b>Fiscal Year</b>                                   | <b>Cost</b> | <b>Project Description/Components</b>                       |
| 2023   | -           | -   |
| 2024   | -           | -   |
| 2025   | -           | -   |
| 2026   | -           | -   |
| 2027   | \$750,000   | Design & Construct Tree Clearing for RUNWAY 15/33 Extension |

**Source of Funding:** Reimbursable funding from FAA (90%), MassDOT Aeronautics (5%) and local share (5%). Airport share is \$37,500.

**Operating Budget Impact now or in future:** Potential reduction in routine tree trimming maintenance.



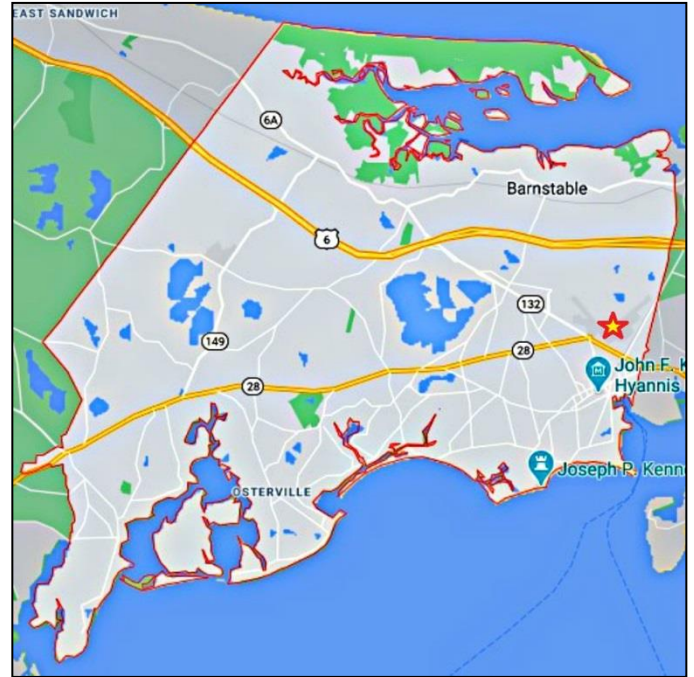


**Project Working Title:** Design & Construct Extension of Runway 15 /33 and Runway 6/24 Displacements

**Project Location:** 480 Barnstable Road, Hyannis, MA 02601

**Project Description:** The Airport will complete its Airport Master Plan Update (AMPU) in the winter 2021. An AMPU is a comprehensive study of an airport and usually describes the short-, medium-, and long-term development plans to meet aviation demand and/or federal design requirements. The AMPU for Cape Cod Gateway Airport is a document that the Federal Aviation Administration (FAA) requires airports to complete if federal funding for development is used to fund various projects (safety or otherwise) and if the airport is deemed significant to the national air transportation system, which is the case for Cape Cod Gateway Airport.

The AMPU, guided by the FAA, resulted in the identification of projects to meet federal design guidelines, future passenger and aviation activity growth, and the preparation of an Airport Layout Plan (ALP) that visually depicts growth and/or change in the layout of the airport (both airside and landside).



The major analytical elements of the Master Plan Update include the following:  
Inventory of Existing Airport Conditions

#### Aviation Activity Forecasts

- Demand/Capacity Analysis
- Facility Requirements and Identification of Issues
- Definition and Evaluation of Airport Development Alternatives
- Environmental Overview of Proposed Development
- Airport Layout Plan Development
- Capital Improvement Program
- Government/stakeholder involvement
- Local community involvement

With the AMPU completed, the analysis identified a number of future projects that include:

- Airside Upgrades/Development;
- Terminal Upgrades/Development;
- General Aviation Upgrades/Development;
- Support Facilities Upgrades/Development; and
- Green Opportunities.

Of the projects identified for Airside Upgrades/Development, the extension of Runway 15-33 was deemed necessary to:

- Meet airfield capacity requirements;
- Accommodate the existing fleet/family of aircraft now operating at the facility;
- Accommodate future fleet/family of aircraft proposed to operate at the facility (see AMPU documentation Forecast, Facilities Requirements and Alternatives chapters); and
- Meet aviation transportation needs of year-round and seasonal residents and visitors.



Various alternatives were evaluated within the AMPU and will be further evaluated in the follow on Airport Environmental Assessment of the above projects, starting in January/February 2022.

**Project Justification:** As part of the Airport Master Plan Update the viability of and options for extending Runway 15/33 have been reviewed with projects being identified with the least amount of impact to the surrounding community. If not removed, a safety concern would exist as would a concern for a reduction in the federal funding of future projects if obstructions are not removed.

**Impact of Denial/Postponement:** To deny or postpone funding of this capital project will not allow the Airport to be in full compliance with Federal, State, and Local agencies and may also have long term financial consequences with regard to receipt of future Federal and State grants. Additionally, the extension of Runway 15-33 was deemed necessary to:

- Meet airfield capacity requirements;
- Accommodate the existing fleet/family of aircraft now operating at the facility;
- Accommodate future fleet/family of aircraft proposed to operate at the facility (see AMPU documentation Forecast, Facilities Requirements and Alternatives chapters); and
- Meet aviation transportation needs of year-round and seasonal residents and visitors.

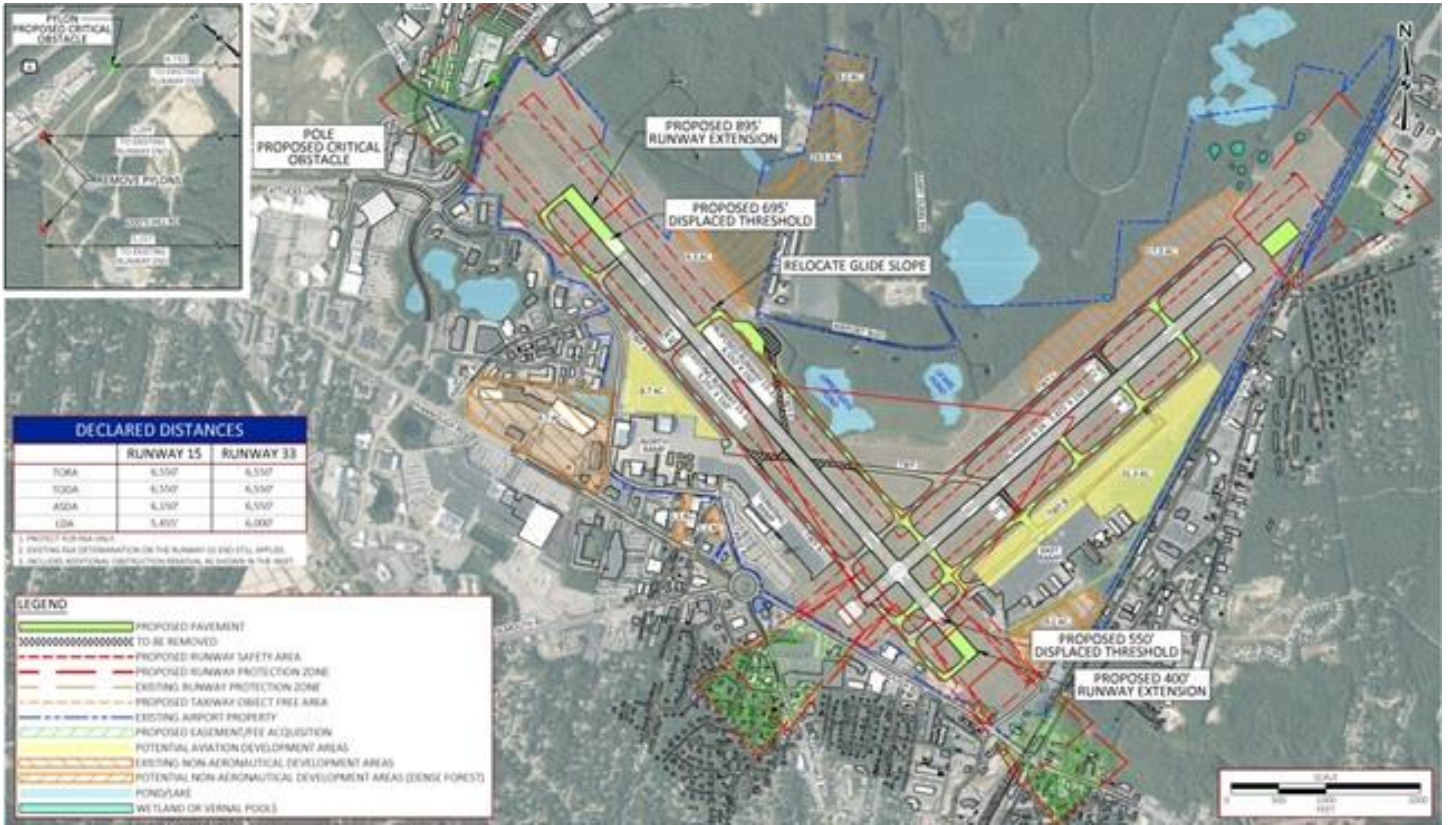
|                                |                                    |                |                  |
|--------------------------------|------------------------------------|----------------|------------------|
| <b>Project Cost Estimates:</b> |                                    | <b>FY 2023</b> | <b>Future FY</b> |
|                                | <b>Construction or Acquisition</b> | -              | \$20,000,000     |
|                                | <b>Total Project Cost</b>          | -              | \$20,000,000     |

**Basis for Cost Estimates:** McFarland Johnson (on-call airport planning consulting firm) conducted cost estimates as part of the AMPU implementation plan. Cost estimates were also used during evaluation of various alternatives and this alternative was deemed the preferred alternative that was also accepted by the FAA. The estimate was developed in August 2021 in coordination with McFarland Johnson (on-call airport planning consulting firm) and Airport Solutions Group (on-call airport engineering consulting firm).

|  |              |   |       |                              |       |
|--|--------------|---|-------|------------------------------|-------|
| <b>Project Estimated Completion Date: FY 2028</b>    |              | <b>Design &amp; Permit (months)</b>   | 12-18 | <b>Construction (months)</b> | 18-24 |
| <b>Cost/Description FY 2023 and Follow-On Years:</b> |              |   |       |                              |       |
| <b>Fiscal Year</b>                                   | <b>Cost</b>  | <b>Project Description/Components</b>                                       |       |                              |       |
| 2023   | -            | -   |       |                              |       |
| 2024   | -            | -   |       |                              |       |
| 2025   | -            | -   |       |                              |       |
| 2026   | -            | -   |       |                              |       |
| 2027   | \$20,000,000 | Design & Construct Extension of Runway 15 /33 and Runway 6/24 Displacements |       |                              |       |

**Source of Funding:** Reimbursable funding from FAA (90%), MassDOT Aeronautics (5%) and local share (5%). Airport share is \$1,000,000. Final share to be determined in consultation with the FAA and MassDOT

**Operating Budget Impact now or in future:** N/A



## Marina Enterprise Fund Project Descriptions

PROJECT: MAR-23

DEPARTMENT PRIORITY: 1 of 1

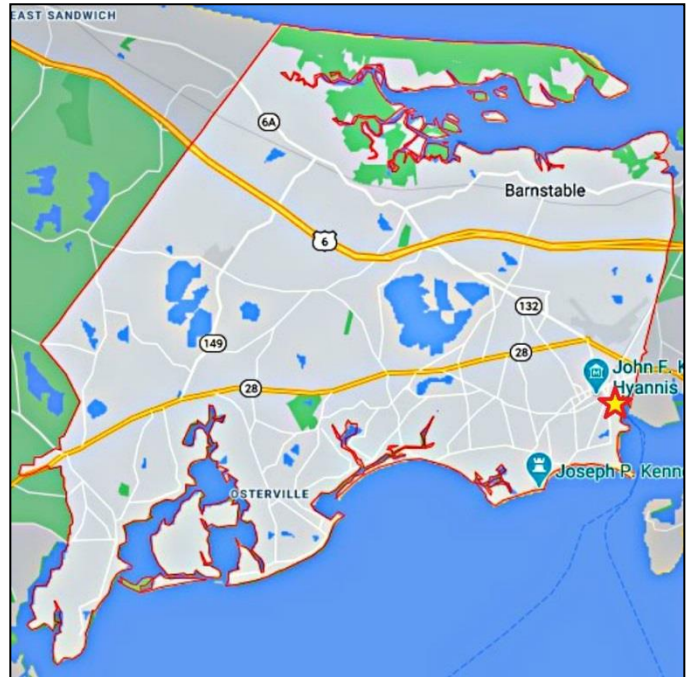
**Project Working Title:** Bismore Park Bulkhead & Marina Improvements Project

**Project Location:** Hyannis Harbor adjacent to Ocean Street, Hyannis

**Project Description:** Final design and construction for the repair and replacement of existing steel bulkhead and associated capping, adjacent walkways and parking, marine structures, and all affected utilities. The project goals are to improve public safety and accessibility, enhance user experience, replace aging infrastructure, and increase resiliency. In addition, the project will include landside improvements, commercial fishing offloading modifications and dock replacements.

**Project Justification:** Bismore Park Marina is located within Hyannis Harbor in the Town of Barnstable, MA. This facility is home to the Office of the Harbormaster and is essential to supporting the user needs of the local commercial fishing fleet, transient vessels, adjacent ferry operations to Nantucket and Martha's Vineyard, local events, visitor attractions, and local commerce. Revenues from these various activities support the facility and generate revenues for the local economy. The bulkhead experienced a partial collapse in the 1990's and repairs were made that are now approaching the end of their useful life.

**Impact of Denial/Postponement:** Lack of repair and replacement of the bulkhead could result in a catastrophic failure that would disrupt business interests and tourist access at one of Barnstable's busiest marinas. Obviously, this is not an acceptable situation to become compromised.



| Project Cost Estimates: |                             | FY 2023 | Future FY          |
|-------------------------|-----------------------------|---------|--------------------|
|                         | Construction or Acquisition | -       | \$5,850,000        |
|                         | Project Management          | -       | \$30,000           |
|                         | All Other Cost              | -       | \$1,170,000        |
|                         | <b>Total Project Cost</b>   | -       | <b>\$7,050,000</b> |



**Basis for Cost Estimates:** Consultant and DPW Engineering Department.

| Project Estimated Completion Date: FY 2026    |             | Design & Permit (months)       | 18 | Construction (months) | 12 |
|---|-------------|--------------------------------|----|-----------------------|----|
| Cost/Description FY 2023 and Follow-On Years: |             |                                |    |                       |    |
| Fiscal Year                                   | Cost        | Project Description/Components |    |                       |    |
| 2023  | -           | -                              |    |                       |    |
| 2024  | \$7,050,000 | Bulkhead Construction          |    |                       |    |

**Source of Funding:** Marina Enterprise Fund Bond Issue and/or possible grant opportunities include Seaport Economic Council Infrastructure Grant, which the Town received a \$465,600 grant in 2021 for design and permitting of the project. This will make the project a strong candidate for construction grants (up to \$1M) through the Seaport Economic Council. Potential increase in slips, specifically transient slips could result in increased revenue for the Marina Enterprise Fund.



**Operating Budget Impact now or in future:** In the short term, a new bulkhead would require less maintenance.



Bismore Park Marina Bulkhead

# Sandy Neck Enterprise Fund Project Descriptions

**PROJECT: SDY-23**

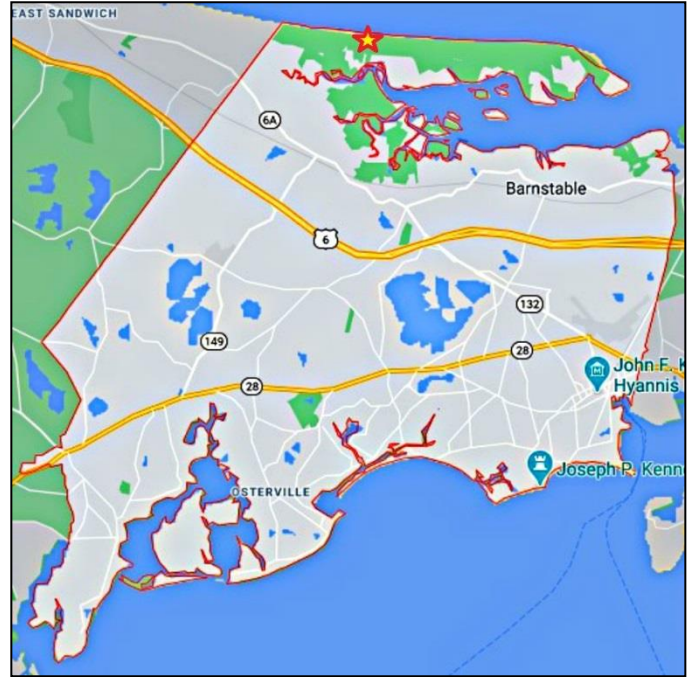
**DEPARTMENT PRIORITY: 1 of 2**

**Project Working Title:** Sandy Neck ORV Trail and Gatehouse Relocation Construction

**Project Location:** 425 Sandy Neck Road, West Barnstable

**Project Description:** This project will provide construction for the following: (a) to relocate the off-road vehicle trail; and (b) to relocate the gatehouse. The project includes relocating or demolishing and reconstructing the gatehouse in order to remove it from imminent flood risk at its present location.

**Project Justification:** A detailed analysis of the long-term viability of the Sandy Neck beach parking and supporting facilities was completed as part of a grant from Coastal Zone Management (CZM) in the fall of 2016. The analysis demonstrated that in order to provide protection to the built infrastructure and maintain the viability of the parking, a relocation of the parking area was the most viable alternative. The report concluded that, from a site management perspective, relocating the Gatehouse, ORV Trail (along with the parking lot relocation project) would improve costal resiliency, increase wetland and wildlife habitat values and improve park safety. In addition, the Gatehouse is located in low-lying vulnerable areas and was damaged by flooding during extreme high tide and storm surge events in 2018, increasing the urgency to relocate it to higher ground.



**Impact of Denial/Postponement:** Without relocation of the existing gatehouse to higher ground, the potential for flooding and damage remains.

| Project Cost Estimates:   |                             | FY 2023          | Future FY |
|---------------------------|-----------------------------|------------------|-----------|
|                           | Construction or Acquisition | -                | \$600,000 |
|                           | Project Management          | -                | \$75,000  |
|                           | Project Contingency         | -                | \$120,000 |
|                           | All Other Cost              | -                | \$5,000   |
| <b>Total Project Cost</b> | -                           | <b>\$800,000</b> |           |

**Basis for Cost Estimates:** Consultant and DPW Engineering Department

|  |             |                                       |    |                              |   |
|--|-------------|---------------------------------------|----|------------------------------|---|
| <b>Project Estimated Completion Date:</b> FY 2026    |             | <b>Design &amp; Permit (months)</b>   | 12 | <b>Construction (months)</b> | 6 |
| <b>Cost/Description FY 2023 and Follow-On Years:</b> |             |                                       |    |                              |   |
| <b>Fiscal Year</b>                                   | <b>Cost</b> | <b>Project Description/Components</b> |    |                              |   |
| 2023   | -           | -                                     |    |                              |   |
| 2024   | \$800,000   | Management and Construction Cost      |    |                              |   |

**Source of Funding:** Enterprise Fund Reserves and/or Bond Issue and/or potential for grant funds through Coastal Zone Management (CZM).

**Operating Budget Impact now or in future:** The gatehouse has to be completely renovated due to flooding back in 2018. This relocation/reconstruction will provide a more resilient structure to minimize flooding potential. This includes



anticipated increases in supplies, maintenance cost, electricity cost, and/or personnel costs.



Sandy Neck Gatehouse and Off Road Vehicle Trail

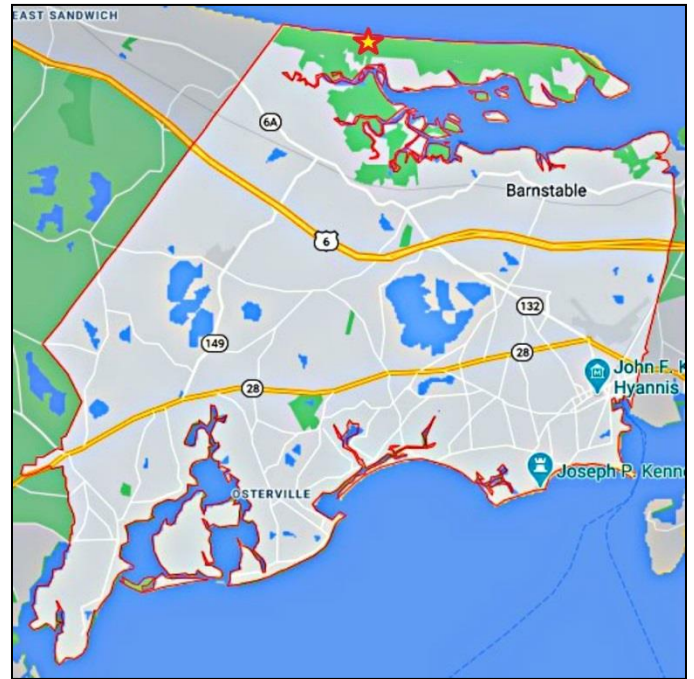


**Project Working Title:** Sandy Neck Parking Lot Relocation

**Project Location:** 425 Sandy Neck Road, West Barnstable

**Project Description:** The project will result in a more resilient, long-term solution to the existing parking lot and beach access area at Sandy Neck.

**Project Justification:** A detailed analysis of the long-term viability of the Sandy Neck beach parking and supporting facilities was completed as part of a grant from Coastal Zone Management (CZM) in the fall of 2016. The analysis demonstrated that in order to provide protection to the built infrastructure and maintain the viability of the parking, a relocation of the parking area was the most viable alternative. In order to supplement the information contained in the report, the Town is currently undertaking an evaluation of alternatives. The selected alternative will be designed and permitting which will make the project more like to receive grant fund and will put the Town in a position to act quickly should a future storm even result in damage to the parking lot.



**Impact of Denial/Postponement:** Without a long-term solution, the beach will continue to erode and continue to reduce the parking area and cause concern about the surviving septic system and the use of the beach itself for the public. Further, through multiple and lengthy talks with the regulatory agencies (DEP and NHESP), it has become apparent the Town should not assume a recovery of lost parking spaces, due to storm damage, is guaranteed under the current regulatory framework. Annual parking lot revenue equates to approximately \$250,000. This revenue source is potentially in jeopardy due to erosion from future storms.


| <b>Project Cost Estimates:</b> |                                    | <b>FY 2023</b> | <b>Future FY</b> |
|--------------------------------|------------------------------------|----------------|------------------|
|                                | <b>Construction or Acquisition</b> | -              | \$2,000,000      |
|                                | <b>Project Management</b>          | -              | \$240,000        |
|                                | <b>Project Contingency</b>         | -              | \$200,000        |
|                                | <b>All Other Cost</b>              | -              | \$10,000         |
|                                | <b>Total Project Cost</b>          | -              | \$2,650,000      |

**Basis for Cost Estimates:** Consultant and DPW Engineering Department

|  |             |                                       |   |                              |   |
|--|-------------|---------------------------------------|---|------------------------------|---|
| <b>Project Estimated Completion Date: FY 2026</b>    |             | <b>Design &amp; Permit (months)</b>   | - | <b>Construction (months)</b> | 6 |
| <b>Cost/Description FY 2023 and Follow-On Years:</b> |             |                                       |   |                              |   |
| <b>Fiscal Year</b>                                   | <b>Cost</b> | <b>Project Description/Components</b> |   |                              |   |
| <b>2023</b>  | -           | -                                     |   |                              |   |
| <b>2024</b>  | \$2,650,000 | Management and Construction           |   |                              |   |

**Source of Funding:** Enterprise Fund Reserves and/or Bond Issue and/or potential for grant funds through Coastal Zone Management (CZM).

**Operating Budget Impact now or in future:** This project would reduce or eliminate the need to replenish/repair the dune after storm events.



Sandy Neck Dunes and Parking Lot



## Hyannis Youth & Community Center Enterprise Fund Project Descriptions

**PROJECT: HYCC-23**

**DEPARTMENT PRIORITY: 2 of 2**

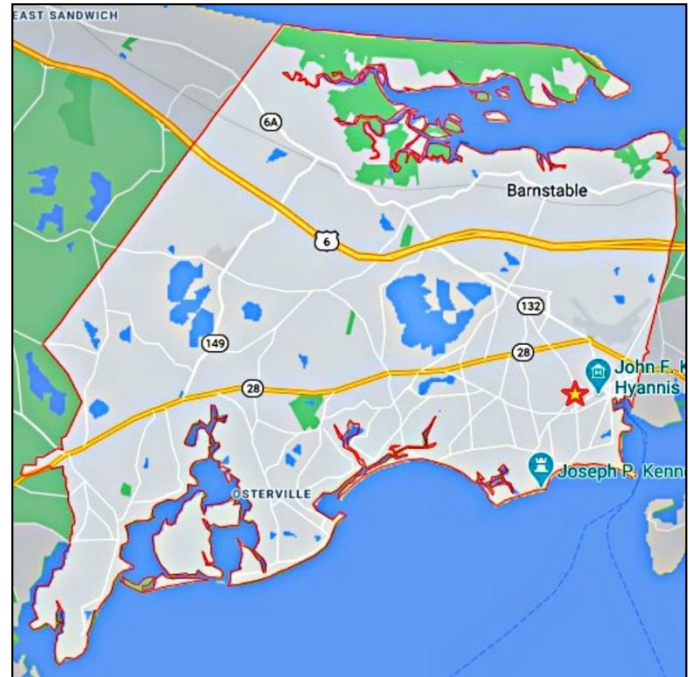
**Project Working Title:** Hyannis Youth & Community Center Storage Building

**Project Location:** 141 Bassett Ln Hyannis, MA 02601

**Project Description:** This building would provide storage for HYCC event flooring, temporary judging platforms, 11 recreation boats, aquatic program equipment, and other recreational equipment currently stored at other facilities around town.

**Project Justification:** This building would provide conditioned storage for HYCC event flooring, temporary judging platforms, 11 recreation boats, aquatic program equipment, and other recreational equipment currently stored at other facilities around town.

**Impact of Denial/Postponement:** The renovation work at the Armory has decreased storage opportunities for various user groups around town. Items left in the weather will deteriorate prematurely.



| Project Cost Estimates:     |                     | FY 2023          | Future FY |
|-----------------------------|---------------------|------------------|-----------|
|                             | Design & Permitting |                  | \$53,000  |
| Construction or Acquisition |                     | \$352,000        | -         |
| Project Management          |                     | \$30,000         | -         |
| Project Contingency         |                     | \$35,000         | -         |
| All Other Cost              |                     | \$500            | -         |
| <b>Total Project Cost</b>   |                     | <b>\$470,500</b> | <b>-</b>  |

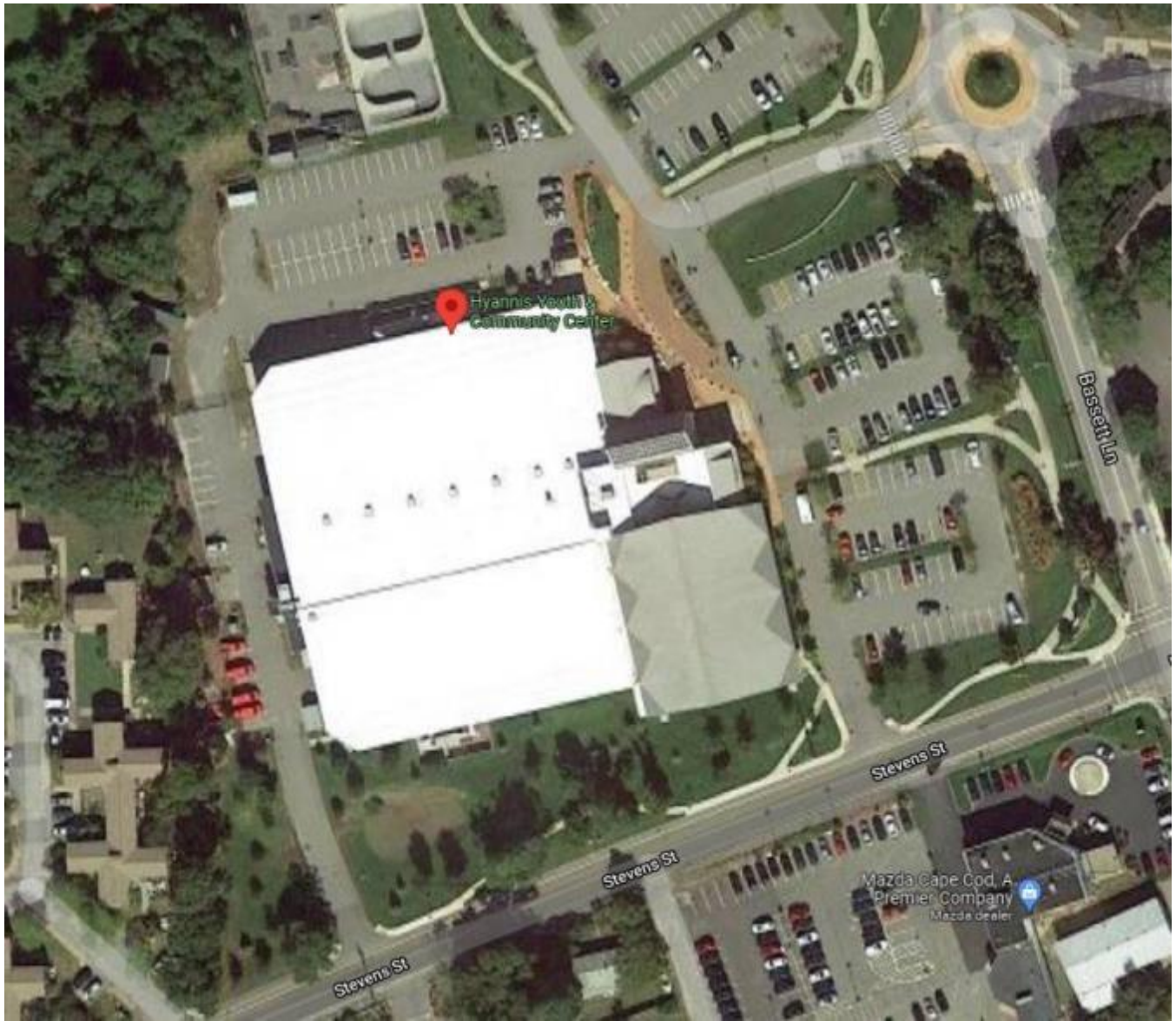
**Basis for Cost Estimates:** Department of Public Works Estimate

|  |             |                                       |   |                              |   |
|--|-------------|---------------------------------------|---|------------------------------|---|
| <b>Project Estimated Completion Date:</b> FY 2023    |             | <b>Design &amp; Permit (months)</b>   | 4 | <b>Construction (months)</b> | 8 |
| <b>Cost/Description FY 2023 and Follow-On Years:</b> |             |                                       |   |                              |   |
| <b>Fiscal Year</b>                                   | <b>Cost</b> | <b>Project Description/Components</b> |   |                              |   |
| 2023   | \$470,500   | Design and Construction               |   |                              |   |

**Source of Funding:** Capital Trust Fund Reserves and/or Bond Issue

**Operating Budget Impact now or in future:** This project will minimize the labor currently needed to relocate elements to the armory.





Location of Future Storage Building

## Water Pollution Control Enterprise Fund Project Descriptions

**PROJECT: WPC-23**

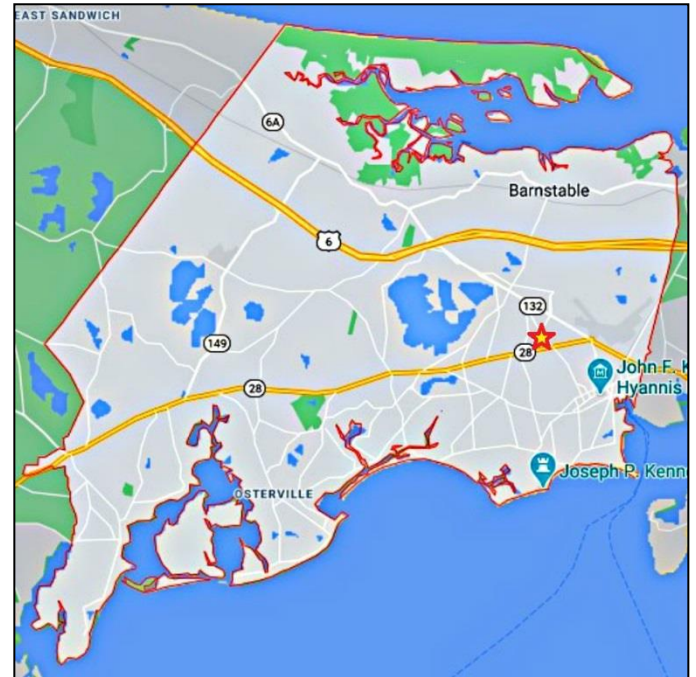
**DEPARTMENT PRIORITY: 7 of 9**

**Project Working Title:** Headworks Building Improvements - Design

**Project Location:** 617 Bearses Way Hyannis, MA 02601

**Project Description:** The purpose of this project is to design and construct improvements to address the condition, capacity, and performance of the headworks station at the Water Pollution Control Facility.

**Project Justification:** The headworks building at the Water Pollution Control Facility is the beginning of the wastewater treatment process. Wastewater is screened, grit and debris are removed, and flow is metered at this location. The headwork includes odor control systems, which include odor “scrubbers” and chemical delivery systems. The existing headworks building was originally constructed in 1973 and the building has been expanded and upgraded once since it was put into service. In recent years, the building has shown advanced signs of degradation requiring emergency repair including leaking channel walls, grit system failures, failing concrete and a failing odor control system. The odor control unit is housed in a location with inadequate access to carry out routine maintenance. The WPCD is currently carrying out an evaluation of nitrogen removal technologies and several potential technologies would require improvements to the headworks building. This project aims to design improvements to the WPCF headworks building and to construct improvements that will extend the useful life of this building by approximately 30years.



**Impact of Denial/Postponement:** If this project is not funded, the condition of the headworks building will continue to deteriorate. Grit and debris removal systems could potentially fail resulting in the need for costly emergency repairs. The odor control system will operate at an increased risk of failure, which could result in excessive odors in the area surrounding the treatment plant.

| Project Cost Estimates: |                             | FY 2023 | Future FY        |
|-------------------------|-----------------------------|---------|------------------|
|                         | Design & Permitting         | -       | \$350,000        |
|                         | Construction or Acquisition | -       | TBD              |
|                         | <b>Total Project Cost</b>   | -       | <b>\$350,000</b> |

**Basis for Cost Estimates:** In House Cost Estimate. The cost of construction cannot be estimated until a preliminary design is complete.

| Project Estimated Completion Date: FY 2025    |           | Design & Permit (months)       | 12 | Construction (months) | 24 |
|---|-----------|--------------------------------|----|-----------------------|----|
| Cost/Description FY 2023 and Follow-On Years: |           |                                |    |                       |    |
| Fiscal Year                                   | Cost      | Project Description/Components |    |                       |    |
| 2023  | -         | -                              |    |                       |    |
| 2024  | \$350,000 | Headworks Design               |    |                       |    |
| 2025  | -         | -                              |    |                       |    |
| 2026  | TBD       | Headworks Construction         |    |                       |    |



**Source of Funding:** Enterprise Fund Reserves and/or Bond issue. Construction may be eligible for State Revolving Fund (SRF) funding and funding from the Cape Cod and Islands Water Protection Fund.

**Operating Budget Impact now or in future:** Carrying out these upgrades will reduce the amount of labor spent fixing equipment at the headworks building. It will result in more reliable odor control at the WPCF. Certain improvements may be required in order to facilitate other improvements for downstream processes, including nitrogen removal upgrades.



Mechanical Bar Screen



Odor Control System Access



Grit Cyclone



Grit Pumps



**Project Working Title:** Effluent Sand Bed Valve Rehabilitation

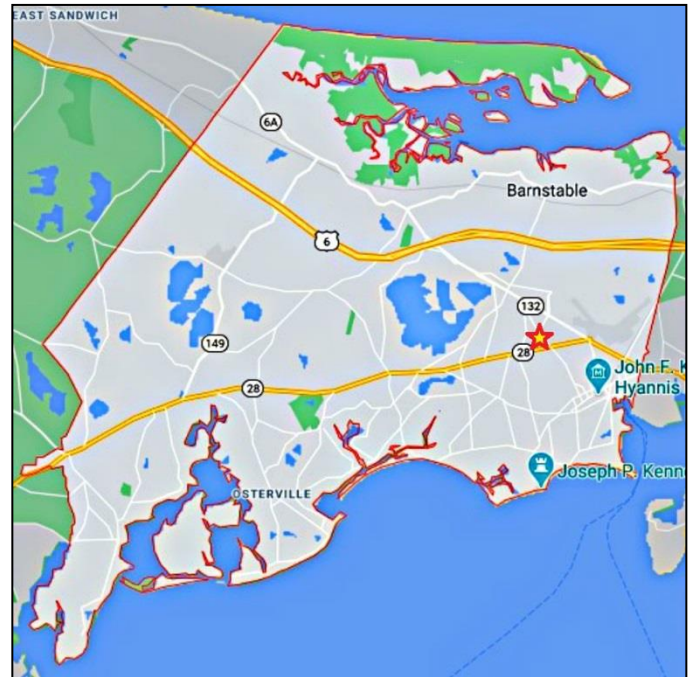
**Project Location:** 617 Bearses Way Hyannis, MA 02601

**Project Description:** This project involves the evaluation, design, and construction of improvements to the effluent distribution valves at the Water Pollution Control Facility. This project will include the replacement of effluent distribution valves, motorized valve actuators, and the valve control panel.

**Project Justification:** The Barnstable Water Pollution Control Facility discharges treated effluent into 36 rapid infiltration sand beds. The beds are rotated in order to prevent overgrowth and to allow for routine sand bed maintenance. There are twelve 24-inch valves used for distributing water around the sand bed network, and another sixty-three 6-inch valves used to distribute flow within the individual sand beds. Over the years, the majority of the 6-inch valves have failed and WPCD staff has used plugs to control flow within those beds. The larger valves are becoming increasingly difficult to operate and most of the motorized valve actuators have failed.

The automated control system for the valves has failed and is in need of replacement. In order to distribute flow properly, and to have reliable control of flow to the effluent sand beds, valve rehabilitation will be required.

**Impact of Denial/Postponement:** If unfunded, the effluent distribution valves will continue to degrade to the point of failure. Costly emergency repairs will be necessary in order to repair valves as they fail. Flow will not be able to be distributed equally around the sand beds until repairs are made.



| Project Cost Estimates:     |                     | FY 2023          | Future FY |
|-----------------------------|---------------------|------------------|-----------|
|                             | Design & Permitting | -                | \$50,000  |
| Construction or Acquisition | -                   | \$250,000        |           |
| Project Management          | -                   | \$20,000         |           |
| Project Contingency         | -                   | \$30,000         |           |
| <b>Total Project Cost</b>   | -                   | <b>\$350,000</b> |           |

**Basis for Cost Estimates:** In House Cost estimate based on similar valve replacement projects.

| Project Estimated Completion Date: FY 2023    |           | Design & Permit (months)                                   | 6 | Construction (months) | 12 |
|---|-----------|--|---|-----------------------|----|
| Cost/Description FY 2023 and Follow-On Years: |           |  |   |                       |    |
| Fiscal Year                                   | Cost      | Project Description/Components                             |   |                       |    |
| 2023  | -         | -  |   |                       |    |
| 2024  | \$350,000 | Evaluation, design, and construction of valve improvements |   |                       |    |

**Source of Funding:** Enterprise Fund Reserves and/or Bond Issue

**Operating Budget Impact now or in future:** Proper control over effluent disposal will allow WPCD staff to rotate beds more frequently and more effectively. Frequent rotation of the sand beds may help reduce localized groundwater mounding issues during periods of high groundwater.



Valve Structure #6



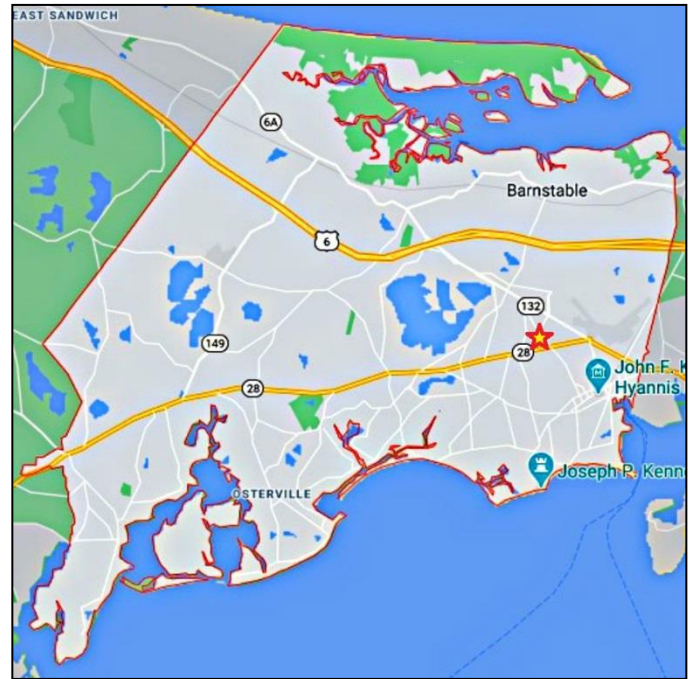
Valve Structure #7

**Project Working Title:** MSB Generator Design and Construction

**Project Location:** 617 Bearses Way Hyannis, MA 02601

**Project Description:** This project involves the design and construction of a second emergency backup generator at the Water Pollution Control Division’s “MSB” Switchgear.

**Project Justification:** A 2014 backup power evaluation recommended replacing the generator at switchgear MSA with a 750kw diesel powered generator and constructing a 450kw generator at switchgear MSB when future loads dictate. The MSA generator construction was completed in 2017. It is anticipated that the WPCF will be taking on additional flows and constructing process improvements as the Town executes its Comprehensive Wastewater Management Plan, increasing electrical demand at the facility. In order to provide enough backup power to energize the treatment plant in the event of a power outage, an additional generator will be necessary. This generator will also provide redundancy in the event that the MSA generator fails.



**Impact of Denial/Postponement:** Denial of this project could result in a lack of adequate backup power for the wastewater treatment plant under future conditions. In the event of a MSA generator failure, portable backup generators can be used to power up small pieces of equipment such as the effluent pumps. This would allow the WPCD to continue to move water through the plant, however it would remain mostly untreated, and this would likely result in effluent violations and a notice of non-compliance from the DEP.

| Project Cost Estimates: |                             | FY 2023 | Future FY        |
|-------------------------|-----------------------------|---------|------------------|
|                         | Design & Permitting         | -       | \$60,000         |
|                         | Construction or Acquisition | -       | \$600,000        |
|                         | Project Management          | -       | \$60,000         |
|                         | Project Contingency         | -       | \$30,000         |
|                         | <b>Total Project Cost</b>   | -       | <b>\$750,000</b> |

**Basis for Cost Estimates:** Engineering Cost Estimate

|   |                                     |   |                              |    |
|---|-------------------------------------|---|------------------------------|----|
| <b>Project Estimated Completion Date:</b> FY 2026 | <b>Design &amp; Permit (months)</b> | 6 | <b>Construction (months)</b> | 12 |
|---|-------------------------------------|---|------------------------------|----|

| Cost/Description FY 2023 and Follow-On Years: |           |                                       |
|---|-----------|---------------------------------------|
| Fiscal Year                                   | Cost      | Project Description/Components        |
| 2023  | -         | -                                     |
| 2024  | -         | -                                     |
| 2025  | \$750,000 | MSB Generator Design and Construction |

**Source of Funding:** Enterprise Fund Reserves and/or Bond Issue. Construction may be eligible for State Revolving Fund (SRF) funding and funding from the Cape Cod and Islands Water Protection Fund.

**Operating Budget Impact now or in future:** This project will add a layer of resiliency to the Town’s wastewater treatment process and allow for process upgrades and increases in flow.



## Water Supply Enterprise Fund Project Descriptions

**PROJECT:** WS-23

**DEPARTMENT PRIORITY:** 6 of 7

**Project Working Title:** New Well Exploration Program, Design Facilities

**Project Location:** Site B, C and / or site D

**Project Description:** This CIP is a funding request for the design of the new wells, well buildings, treatment plants, and transmission water mains.

**Project Justification:** This design-funding request is the next phase of the new well exploration program. This program has been a multi-year, systematic approach to the search for new water supply sources for the Hyannis Water System.

**Impact of Denial/Postponement:** The water supply for the Hyannis area will continue to be insufficient and very vulnerable to failure.

| <b>Project Cost Estimates:</b> |                                    | <b>FY 2023</b> | <b>Future FY</b> |
|--------------------------------|------------------------------------|----------------|------------------|
|                                | <b>Design &amp; Permitting</b>     | -              | \$3,000,000      |
|                                | <b>Construction or Acquisition</b> | -              | \$17,000,000     |
|                                | <b>Total Project Cost</b>          | -              | \$20,000,000     |

**Basis for Cost Estimates:** Source Exploration Report Volume 1

| <b>Project Estimated Completion Date:</b> FY 2028    |              | <b>Design &amp; Permit (months)</b>   | 24 | <b>Construction (months)</b> | 36 |
|--|--------------|---------------------------------------|----|------------------------------|----|
| <b>Cost/Description FY 2023 and Follow-On Years:</b> |              |                                       |    |                              |    |
| <b>Fiscal Year</b>                                   | <b>Cost</b>  | <b>Project Description/Components</b> |    |                              |    |
| <b>2023</b>  | -            | -                                     |    |                              |    |
| <b>2024</b>  | \$3,000,000  | Design                                |    |                              |    |
| <b>2025</b>  | -            | -                                     |    |                              |    |
| <b>2026</b>  | \$17,000,000 | Construction                          |    |                              |    |

**Source of Funding:** Enterprise Fund Bond Issue

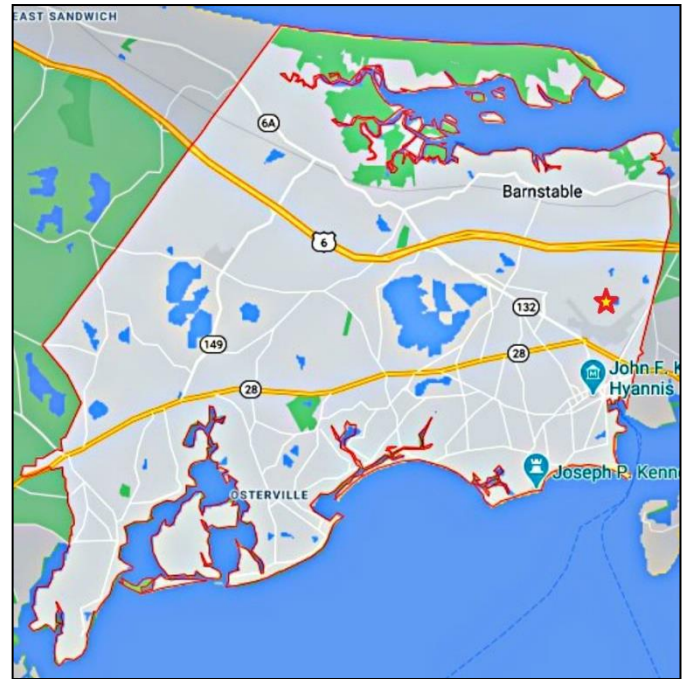
**Operating Budget Impact now or in future:** To be determined during the preliminary design stage of the project, but chemical treatment materials will need to be purchased.

**Project Working Title:** Airport & Mary Dunn 1 Filtration Plant Design

**Project Location:** Mary Dunn Water Treatment Plant, 656 Mary Dunn Road, Barnstable 02601

**Project Description:** This CIP will fund the preliminary and final design of the new filtration facility at the Mary Dunn location.

**Project Justification:** This CIP is the next phase regarding the implementation of the recommendations put forward in the new sources alternatives evaluation report, produced by Weston & Sampson Engineers in March 2019. One of the recommendations was to provide for additional treatment of the Airport and Mary Dunn wells to improve water quality. Tata & Howard explored this option in more detail in a report; Preliminary Evaluation of Treatment Options for the Mary Dunn Wells and Airport Well dated August 2020. Currently, Kleinfelder is wrapping-up the most current phase of the project, pilot testing of the recommended water treatment techniques, and finalizing the pilot testing report. This CIP will fund the preliminary and final design of a new filtration facility at the Mary Dunn location.



**Impact of Denial/Postponement:** Water supply capacity and quality is severely curtailed by not treating these wells for 1,4 Dioxane and Iron & manganese removal. The interim carbon filters are outside and can only operate in the summer season, which provides a strain on water supply operations.

| Project Cost Estimates: |                             | FY 2023 | Future FY           |
|-------------------------|-----------------------------|---------|---------------------|
|                         | Design & Permitting         | -       | \$1,000,000         |
|                         | Construction or Acquisition | -       | \$13,000,000        |
|                         | <b>Total Project Cost</b>   | -       | <b>\$14,000,000</b> |

**Basis for Cost Estimates:** The Tata & Howard Report for “Preliminary Evaluation of Treatment Options for the Mary Dunn Wells and Airport Well”.

| Project Estimated Completion Date: FY 2027    |              | Design & Permit (months)       | 24 | Construction (months) | 24 |
|---|--------------|--------------------------------|----|-----------------------|----|
| Cost/Description FY 2023 and Follow-On Years: |              |                                |    |                       |    |
| Fiscal Year                                   | Cost         | Project Description/Components |    |                       |    |
| 2023  | -            | -                              |    |                       |    |
| 2024  | \$1,000,000  | Design                         |    |                       |    |
| 2025  | -            | -                              |    |                       |    |
| 2026  | \$13,000,000 | Construction                   |    |                       |    |

**Source of Funding:** Enterprise Fund Bond Issue

**Operating Budget Impact now or in future:** Future materials like activated carbon, treatment chemicals will need to be purchased.

## Solid Waste Enterprise Fund Project Descriptions

**PROJECT:** SW-23

**DEPARTMENT PRIORITY:** 4 of 5

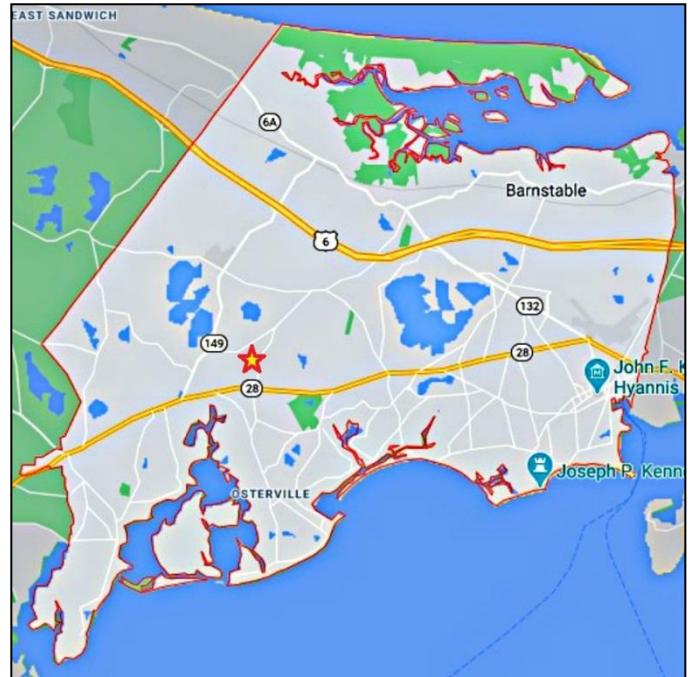
**Project Working Title:** Compactor Unit Replacement

**Project Location:** Transfer Station & Recycling Center 45 Flint Street Marstons Mills MA 02648

**Project Description:** Replacement of (2) Compactor Units for Transfer Station

**Project Justification:** The compactor units are a vital piece of equipment for the collection of trash and recyclables. These units wear down over time and need to be replaced. We have performed repairs on the units in our trash area to extend their useful life. The units in the recycle area are closing in on their useful life and will need replacement.

**Impact of Denial/Postponement:** Denial or postponement of this request could severely impact efficient operations of the Transfer Station & Recycling Center. The compactors were from McClain, who is now out of business. This will make obtaining replacement parts difficult if not impossible. Maintenance of these systems will become expensive because parts will need to be custom made to fit obsolete machinery. Failure of this equipment severely impacts the ability to accept and transfer sticker holders' household trash and the efficiency of our operations.



|                                |                                    |                |                  |
|--------------------------------|------------------------------------|----------------|------------------|
| <b>Project Cost Estimates:</b> |                                    | <b>FY 2023</b> | <b>Future FY</b> |
|                                | <b>Construction or Acquisition</b> | -              | \$450,000        |
|                                | <b>Total Project Cost</b>          | -              | \$450,000        |

**Basis for Cost Estimates:** Quotes and conversations with vendor on State contractor list.

|  |             |  |   |                              |   |
|--|-------------|--|---|------------------------------|---|
| <b>Project Estimated Completion Date:</b> FY 2025    |             | <b>Design &amp; Permit (months)</b>      | - | <b>Construction (months)</b> | - |
| <b>Cost/Description FY 2023 and Follow-On Years:</b> |             |  |   |                              |   |
| <b>Fiscal Year</b>                                   | <b>Cost</b> | <b>Project Description/Components</b>    |   |                              |   |
| <b>2023</b>  | -           | -  |   |                              |   |
| <b>2024</b>  | -           | -  |   |                              |   |
| <b>2025</b>  | \$200,000   | Replacement of Compactor Units (2 Units) |   |                              |   |
| <b>2026</b>  | \$125,000   | Replacement of Compactor Units (1 Unit)  |   |                              |   |
| <b>2027</b>  | \$125,000   | Replacement of Compactor Units (1 Unit)  |   |                              |   |

**Source of Funding:** Enterprise Fund Reserves and/or Bond Issue

**Operating Budget Impact now or in future:** The project can help with improved efficiencies and reduce the possibility of closure due to equipment failure.





Compactor Units at Transfer Station

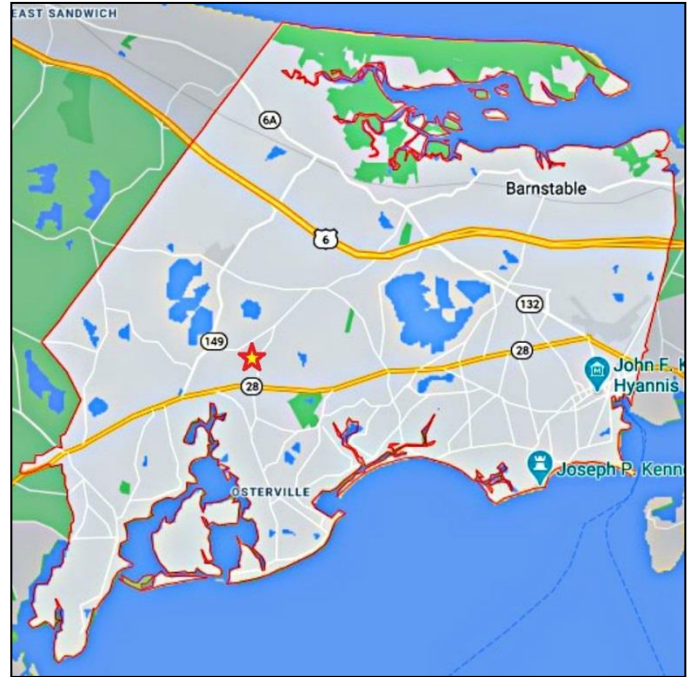
**Project Working Title:** Wheel Loader Replacement

**Project Location:** Transfer Station & Recycling Center 45 Flint Street Marstons Mills, MA 02648

**Project Description:** Replacement of 2003 Caterpillar Wheel Loader

**Project Justification:** The rubber tire loader is essential to the operation of the Solid Waste Division. This machine is used in multiple functions of the division. This machine loads and moves various types of material to containers and locations to ensure safe and efficient operations. Additionally, the machine is utilized in emergency operations (Snow & Ice, hurricanes, etc.) not only for the facility but also for the rest of DPW. It is a vital component to the operation of the Transfer Station & Recycling Center.

**Impact of Denial/Postponement:** The 2003 Caterpillar Loader will fulfill its useful expectancy by FY 2024. The loader will be at the point where repairs will be expensive and extensive. The loader is just beginning to show some signs of many years of continual service.



|                                |                                    |                |                  |
|--------------------------------|------------------------------------|----------------|------------------|
| <b>Project Cost Estimates:</b> |                                    | <b>FY 2023</b> | <b>Future FY</b> |
|                                | <b>Construction or Acquisition</b> | -              | \$250,000        |
|                                | <b>Total Project Cost</b>          | -              | \$250,000        |

**Basis for Cost Estimates:** Similar equipment purchased in FY2022 and including potential increase to cost.

|  |             |  |   |                              |   |
|--|-------------|--|---|------------------------------|---|
| <b>Project Estimated Completion Date:</b> FY 2024    |             | <b>Design &amp; Permit (months)</b>          | - | <b>Construction (months)</b> | - |
| <b>Cost/Description FY 2023 and Follow-On Years:</b> |             |  |   |                              |   |
| <b>Fiscal Year</b>                                   | <b>Cost</b> | <b>Project Description/Components</b>        |   |                              |   |
| 2023   | -           | -  |   |                              |   |
| 2024   | \$250,000   | Replacement of 2003 Caterpillar Wheel Loader |   |                              |   |

**Source of Funding:** Enterprise Fund Reserves and/or Bond Issue

**Operating Budget Impact now or in future:** Routine maintenance will need to continue to maintain a high level of service. The replacement equipment will reduce the potential of breakdown due to age of equipment.





2003 Caterpillar Rubber Tire Wheel Loader



## Marine & Environmental Affairs General Fund Project Descriptions

**PROJECT: MEA-23**

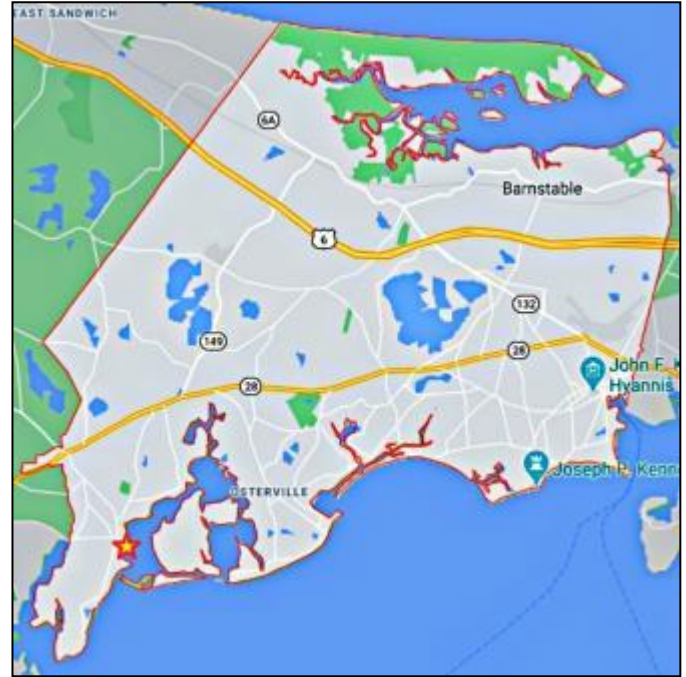
**DEPARTMENT PRIORITY: 2 of 18**

**Project Working Title:** Cotuit Town Dock Design & Permitting

**Project Location:** 37 Oyster Place Rd, Cotuit, MA 02635

**Project Description:** This project would fund the design and permitting for improvements to the Cotuit Town Dock to increase the docks current weight capacity to accommodate for the loading associated with historic usage. The improvements are anticipated to address deficient pier caps and decking, with no change to dock layout or foundations.

**Project Justification:** In 2021, an assessment of the Cotuit Town Dock determined that the allowable weight limit should be restricted to 10,000 lbs. Previous operations for de-masting and masting sail boats in Cotuit Harbor used vehicles with cranes in excess of 10,000 lbs (33,000 lbs based on vehicle information). Currently the dock is being evaluated to confirm that a retrofit of the existing structure is feasible (i.e. increase pier cap sizing and decking). If the current dock structure cannot be retrofit to accommodate a load rating increase, then additional funding will be required for the design and permitting of a complete reconstruction of the dock.



**Impact of Denial/Postponement:** Without funding, the dock would remain limited to traffic with a maximum gross weight of 10,000 lbs.

| Project Cost Estimates:   |                             | FY 2023  | Future FY |
|---------------------------|-----------------------------|----------|-----------|
|                           | Design & Permitting         | \$50,000 | -         |
|                           | Construction or Acquisition | -        | TBD       |
|                           | Project Contingency         | \$20,000 | -         |
| <b>Total Project Cost</b> | <b>\$70,000</b>             | <b>-</b> | <b>-</b>  |

**Basis for Cost Estimates:** Department of Public Works Engineering

| Project Estimated Completion Date: FY 2024           |          | Design & Permit (months)       | 12 | Construction (months) | - |
|--|----------|--------------------------------|----|-----------------------|---|
| <b>Cost/Description FY 2023 and Follow-On Years:</b> |          |                                |    |                       |   |
| Fiscal Year  | Cost     | Project Description/Components |    |                       |   |
| 2023   | \$70,000 | Design & Permitting            |    |                       |   |
| 2024   | TBD      | Construction                   |    |                       |   |

**Source of Funding:** Capital Trust Fund Reserves

**Operating Budget Impact now or in future:** N/A



Cotuit Town Dock

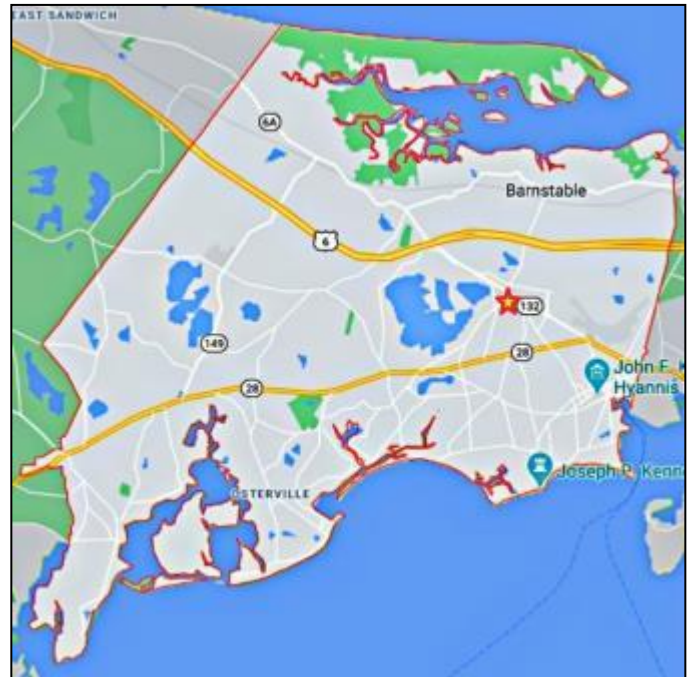
**Project Working Title:** Marine & Environmental Affairs Storage Facility

**Project Location:** 1189 Phinney’s Lane, Centerville, MA 02632

**Project Description:** The project consists of funding for the design of a 2,500 square foot storage addition to the existing Marine Environmental Affairs building and site work upgrades.

**Project Justification:** The Marine and Environmental Affairs building currently do not have adequate room to accommodate MEA’s needed equipment. Because of various reorganizations and repositioning of staffing over the years, MEA has had to create office space in the existing facility garage area, which reduced working area and storage space for vehicles and boats. This project will provide the needed space

**Impact of Denial/Postponement:** The Town’s boats and other equipment being stored outside will continue to deteriorate at an undesirable rate and, as such, their useful life shortened.



| Project Cost Estimates: |                             | FY 2023          | Future FY          |
|-------------------------|-----------------------------|------------------|--------------------|
|                         | Design & Permitting         | \$110,000        | -                  |
|                         | Construction or Acquisition | -                | \$1,100,000        |
|                         | Project Management          | \$40,000         | \$46,000           |
|                         | Project Contingency         | -                | \$110,000          |
|                         | <b>Total Project Cost</b>   | <b>\$150,000</b> | <b>\$1,256,000</b> |

**Basis for Cost Estimates:** In-house Estimate

| <b>Project Estimated Completion Date: FY 2024</b>    |             | <b>Design &amp; Permit (months)</b> | 10 | <b>Construction (months)</b> | 12 |
|--|-------------|-------------------------------------|----|------------------------------|----|
| <b>Cost/Description FY 2023 and Follow-On Years:</b> |             |                                     |    |                              |    |
| Fiscal Year  | Cost        | Project Description/Components      |    |                              |    |
| 2023   | \$150,000   | Design & Project Management         |    |                              |    |
| 2024   | \$1,256,000 | Construction                        |    |                              |    |

**Source of Funding:** Capital Trust Fund Reserves and/or Bond Issue

**Operating Budget Impact now or in future:** Routine Maintenance





Marine & Environmental Affairs Storage Facility Location

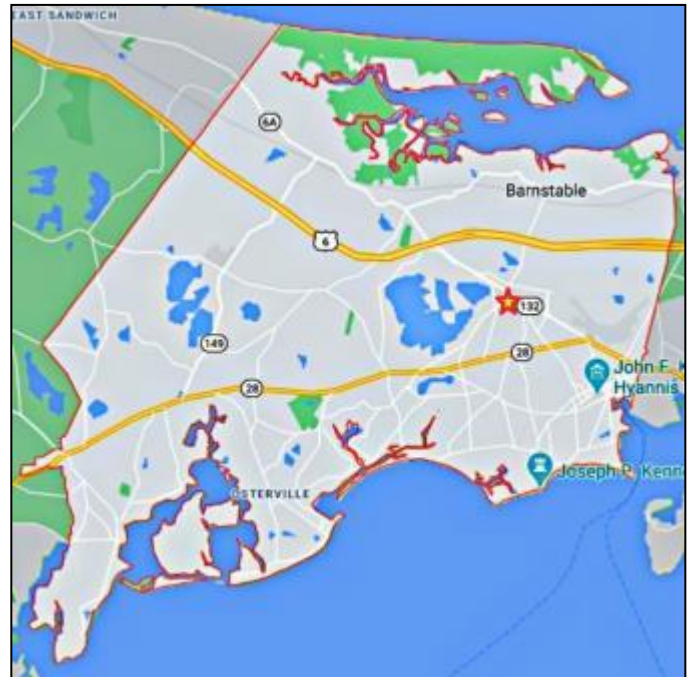
**Project Working Title:** Marine & Environmental Affairs Exterior Restoration

**Project Location:** 1189 Phinney’s Lane, Centerville, MA 02632

**Project Description:** Roof repair, siding, and window replacement

**Project Justification:** Constructed in 1986 the building has been heavily used, and modified. The roof needs to be coated, siding and windows replaced.

**Impact of Denial/Postponement:** The building may experience potential future degradation of the facility without exterior repairs to the building, which may become more costly into the future.



|                                |                                    |                  |                  |
|--------------------------------|------------------------------------|------------------|------------------|
| <b>Project Cost Estimates:</b> |                                    | <b>FY 2023</b>   | <b>Future FY</b> |
|                                | <b>Design &amp; Permitting</b>     | \$26,125         | -                |
|                                | <b>Construction or Acquisition</b> | \$261,248        | \$512,030        |
|                                | <b>Project Management</b>          | \$26,125         | -                |
|                                | <b>All Other Cost</b>              | \$20,000         | -                |
|                                | <b>Total Project Cost</b>          | <b>\$359,623</b> | <b>\$512,030</b> |

**Basis for Cost Estimates:** In-house Estimate

|  |             |                                       |   |                              |   |
|--|-------------|---------------------------------------|---|------------------------------|---|
| <b>Project Estimated Completion Date: FY 2025</b>    |             | <b>Design &amp; Permit (months)</b>   | 6 | <b>Construction (months)</b> | 8 |
| <b>Cost/Description FY 2023 and Follow-On Years:</b> |             |                                       |   |                              |   |
| <b>Fiscal Year</b>                                   | <b>Cost</b> | <b>Project Description/Components</b> |   |                              |   |
| 2023   | \$359,623   | Design and construction               |   |                              |   |
| 2024   | -           | -                                     |   |                              |   |
| 2025   | -           | -                                     |   |                              |   |
| 2026   | -           | -                                     |   |                              |   |
| 2027   | \$512,030   | Construction                          |   |                              |   |

**Source of Funding:** Capital Trust Fund Reserves and/or Bond Issue. In addition, portions of this project are eligible for Community Preservation Funding.

**Operating Budget Impact now or in future:** Possible reduction in routine maintenance and long-term deterioration minimized.





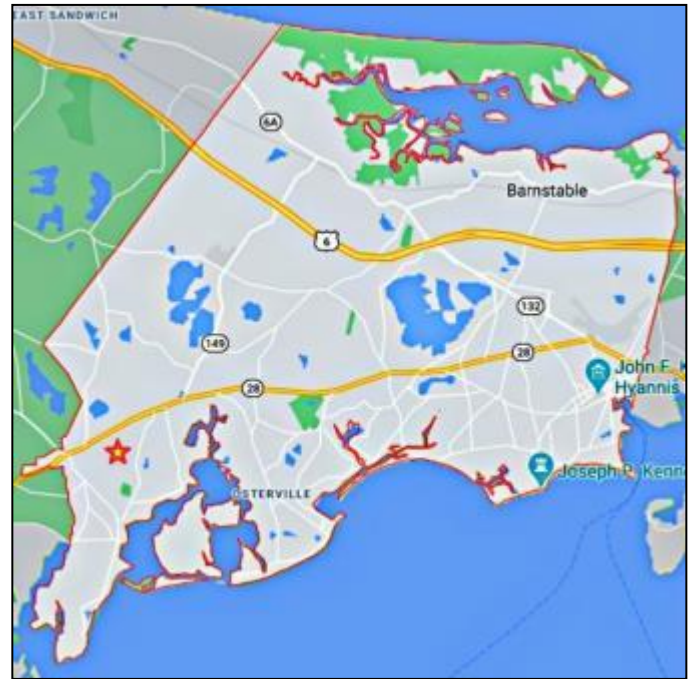
Marine & Environmental Affairs Facility



**Project Working Title:** Evaluation of Little River Fish Passage Restoration

**Project Location:** Little River, Cotuit

**Project Description:** This project will perform a comprehensive assessment of restoring fish passage in Little River. Little River was historically a vibrant herring run with fish traveling to spawn in Lovell’s Pond in Cotuit. However, current conditions prohibit the migration of fish into the herring run in multiple locations, most notably at the mouth of the river at Lovell’s Pond, but also at multiple culverts that have been installed throughout the system. The Natural Resources Department worked with Massachusetts Division of Marine Fisheries (DMF) to perform a 2-year habitat assessment on Lovell’s Pond to determine if the pond provided favorable spawning habitat and water quality for herring. The results of the assessment were satisfactory despite recent concerns of eutrophication. DMF provided a letter of support and a memorandum summarizing the results of the study. Little River is a major watershed of Cotuit Bay. Restoring this herring run would minimize these limiting issues and rebuild the river's herring population.



**Project Justification:** The goal of this project is to prepare a comprehensive evaluation of the necessary restoration to improve the ecological health of Little River by enhancing and naturalizing the existing river in the context of the current landscape. The river was once a viable and successful herring run but due to alterations in flow of the river, herring populations no longer exist in this system. American eel have been observed in the system but it is unlikely they are able to make it to Lovell’s Pond due to the numerous physical obstructions that restrict flow especially during times of low water. Evaluation is the first step in making this system a thriving fish passage again. Understanding restoration requirements will put the Town in position to seek potential future grant funding.

**Impact of Denial/Postponement:** Little River will remain inaccessible for fish passage.

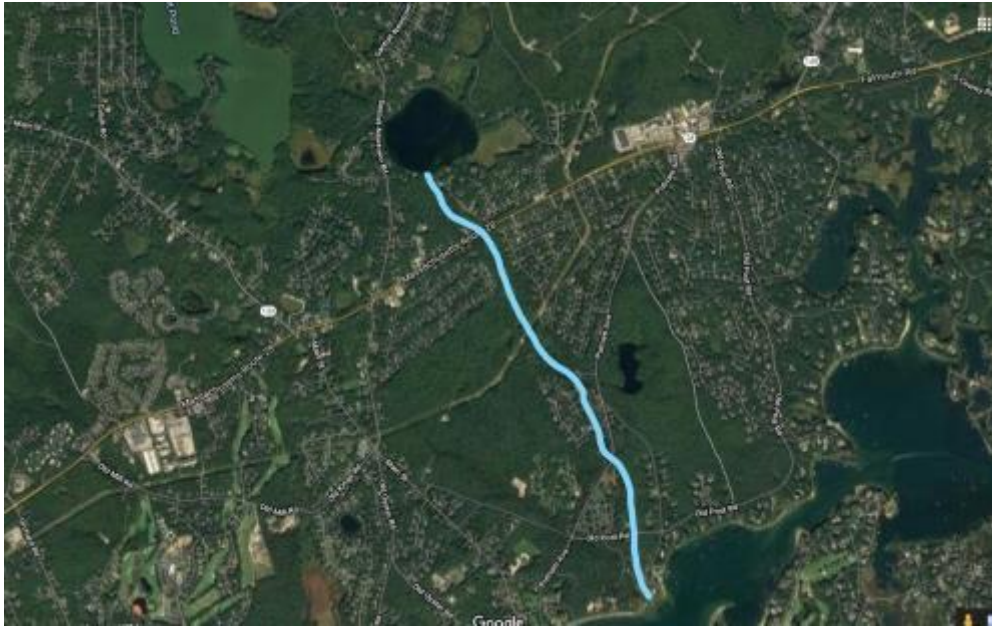
| Project Cost Estimates: |                             | FY 2023          | Future FY  |
|-------------------------|-----------------------------|------------------|------------|
|                         | Design & Permitting         | \$80,000         | TBD        |
|                         | Construction or Acquisition | -                | TBD        |
|                         | Project Management          | \$10,000         | -          |
|                         | Project Contingency         | \$10,000         | -          |
|                         | <b>Total Project Cost</b>   | <b>\$100,000</b> | <b>TBD</b> |

**Basis for Cost Estimates:** Consultant and Department of Public Works Engineering

| Project Estimated Completion Date: FY 2024    |           | Design & Permit (months)       | 12 | Construction (months) | TBD |
|---|-----------|--------------------------------|----|-----------------------|-----|
| Cost/Description FY 2023 and Follow-On Years: |           |                                |    |                       |     |
| Fiscal Year                                   | Cost      | Project Description/Components |    |                       |     |
| 2023  | \$100,000 | Evaluation                     |    |                       |     |
| 2024  | -         | -                              |    |                       |     |
| 2025  | TBD       | Design & Construction          |    |                       |     |

**Source of Funding:** Capital Trust Fund Reserves and/or Bond Issue. In addition, grants will be pursued for the project.

**Operating Budget Impact now or in future:** This project has potential to minimize routine maintenance, as some culverts are undersized and require routine maintenance to remove debris.



Little River Fish Passage

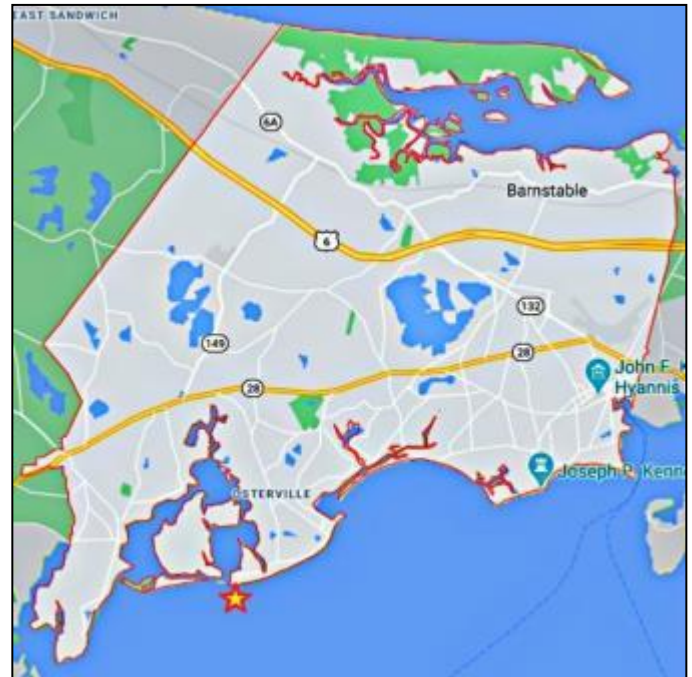


**Project Working Title:** West Bay Breakwater Improvements

**Project Location:** West Bay, Osterville

**Project Description:** A detailed report prepared by Ocean & Coastal Consultants published in March 2014 recommended repairs to reset the armor stones currently displaced and recommended a second layer of armor stones designed to accommodate the 100-year storm be integrated into the existing stone to increase the thickness and “soften” the side slopes of the breakwaters. This year’s request includes repairs to the existing navigational beacon, which has been damaged and is in need of repairs.

**Project Justification:** Numerous storms, heavy seas, and constant wave action have damaged the breakwaters that protect both sides of the channel entering West Bay from Nantucket Sound. The integrity of the structures is now compromised; the breakwaters have lost stones and have settled. The breakwaters provide for safe navigation in the area and prevent shoaling of the entrance channel. This year’s request will repair the navigational beacon, which provides signals to boaters in night or stormy conditions, and not being vertical creates an illusion on location/distance. The Coast Guard has directed the Town to repair as soon as possible.



**Impact of Denial/Postponement:** If not remedied, the structures will continue to deteriorate and the shoaling in the inlet will worsen as a result and the channel become non-navigable. Water quality in the bay could become compromised.

| Project Cost Estimates: |                             | FY 2023         | Future FY          |
|-------------------------|-----------------------------|-----------------|--------------------|
|                         | Design & Permitting         | -               | \$250,000          |
|                         | Construction or Acquisition | \$60,000        | \$4,900,000        |
|                         | Project Management          | \$5,000         | -                  |
|                         | Project Contingency         | \$10,000        | -                  |
|                         | <b>Total Project Cost</b>   | <b>\$75,000</b> | <b>\$5,150,000</b> |

**Basis for Cost Estimates:** Consultant and Department of Public Works Engineering

| Project Estimated Completion Date: FY 2026    |             | Design & Permit (months)                  | 12 | Construction (months) | 4 |
|---|-------------|---|----|-----------------------|---|
| Cost/Description FY 2023 and Follow-On Years: |             |   |    |                       |   |
| Fiscal Year                                   | Cost        | Project Description/Components            |    |                       |   |
| 2023  | \$75,000    | Repair of navigational beacon             |    |                       |   |
| 2024  | \$250,000   | Design & Permitting of Breakwater Repairs |    |                       |   |
| 2025  | -           | -   |    |                       |   |
| 2026  | \$4,900,000 | Construction of Breakwater Repairs        |    |                       |   |

**Source of Funding:** Capital Trust Fund Reserves and/or Bond Issue

**Operating Budget Impact now or in future:** N/A





West Bay Breakwaters

**Project Working Title:** Marine & Environmental Affairs Parking Lot Improvements

**Project Location:** 1189 Phinney’s Lane, Centerville, MA 02632

**Project Description:** Reclaim/regrade parking lot, provide new asphalt paving in existing gravel areas, installation of line striping for formalized, delineated parking, ADA improvements and drainage improvements. In addition, the project will include some landscape renovations at the entrance and site fencing for screening.

**Project Justification:** This parking lot is the hub of activity for employee and visitors parking at the MEA main office. Staff and working vehicles use the lot extensively. There is limited delineated parking as most of the parking is on a gravel area, which was completed several years ago to expand the area. The parking lot has deteriorated with many locations of spider cracking, which shows signs of subgrade issues, and irregularities and is in need of repairs.

**Impact of Denial/Postponement:** Failure to repair the parking lot will result in further damage to the surface from vehicle and snow removal activities. The parking lot will become difficult to use for critical functions and become a safety hazard for vehicles and pedestrians alike.



| <b>Project Cost Estimates:</b>     | <b>FY 2023</b>   | <b>Future FY</b> |
|------------------------------------|------------------|------------------|
| <b>Design &amp; Permitting</b>     | \$25,000         | -                |
| <b>Construction or Acquisition</b> | \$220,000        | -                |
| <b>Project Management</b>          | \$5,000          | -                |
| <b>Project Contingency</b>         | \$25,000         | -                |
| <b>Total Project Cost</b>          | <b>\$275,000</b> | -                |

**Basis for Cost Estimates:** Department of Public Works Engineering

|  |             |                                       |   |                              |   |
|--|-------------|---------------------------------------|---|------------------------------|---|
| <b>Project Estimated Completion Date: FY 2023</b>    |             | <b>Design &amp; Permit (months)</b>   | 6 | <b>Construction (months)</b> | 6 |
| <b>Cost/Description FY 2023 and Follow-On Years:</b> |             |                                       |   |                              |   |
| <b>Fiscal Year</b>                                   | <b>Cost</b> | <b>Project Description/Components</b> |   |                              |   |
| 2023   | \$275,000   | Design & Construction                 |   |                              |   |

**Source of Funding:** Capital Trust Fund Reserves and/or Bond Issue

**Operating Budget Impact now or in future:** N/A





Marine & Environmental Affairs Parking Lot

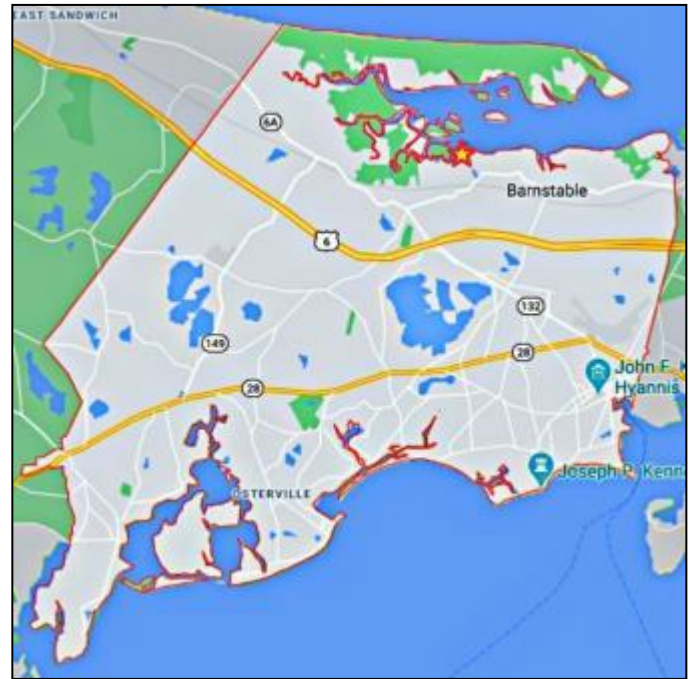


**Project Working Title:** Blish Point Construction for Long Term Solution

**Project Location:** Millway Beach, 399 Millway, Barnstable, MA 02630

**Project Description:** Project is for design and permitting of a long-term solution to stabilize the coastal bank with stone revetment, if approved by regulators, or other alternative protective armoring.

**Project Justification:** The unarmored coastal bank has experienced severe erosion on about a 2-year frequency in recent years due to severe storms, extreme high tides, and storm surges. This may be contributing to the recurring need to dredge accumulated sand/sediment from the Barnstable Harbor entrance channel with regular frequency. A study by Woods Hole Group recommends a stone revetment as the best engineering solution. Over a longer term life cycle, a hardened revetment (if approved by regulators), similar to the one on the private side of the same beach is anticipated to be more cost effective and has been a proven approach for protecting Town assets at the Millway Beach parking lot.



**Impact of Denial/Postponement:** The cycle of erosion, sand replacement, or erosion will continue, and is expected to worsen due to the predictions of more frequent severe storms and sea level rising. This is costly and eventually the erosion will be severe enough to damage or destroy the observation deck, bathhouse, parking lots, roads, and release fine grained materials from prior dredging effort into the harbor.

| Project Cost Estimates: |                             | FY 2023          | Future FY          |
|-------------------------|-----------------------------|------------------|--------------------|
|                         | Design & Permitting         | \$300,000        | -                  |
|                         | Construction or Acquisition | -                | \$2,000,000        |
|                         | <b>Total Project Cost</b>   | <b>\$300,000</b> | <b>\$2,000,000</b> |

**Basis for Cost Estimates:** Department of Public Works Engineering

| <b>Project Estimated Completion Date:</b> FY 2026    |             | <b>Design &amp; Permit (months)</b> | 18 | <b>Construction (months)</b> | 6 |
|--|-------------|-------------------------------------|----|------------------------------|---|
| <b>Cost/Description FY 2023 and Follow-On Years:</b> |             |                                     |    |                              |   |
| Fiscal Year  | Cost        | Project Description/Components      |    |                              |   |
| 2023   | \$300,000   | Design & Permitting                 |    |                              |   |
| 2024   | -           | -                                   |    |                              |   |
| 2025   | \$2,000,000 | Construction                        |    |                              |   |

**Source of Funding:** Capital Trust Fund Reserves and/or Bond Issue. In addition, grant opportunities to be pursued include Municipal Vulnerability Preparedness (MVP) and Coastal Zone Management (CZM).

**Operating Budget Impact now or in future:** TBD based on technology employed.



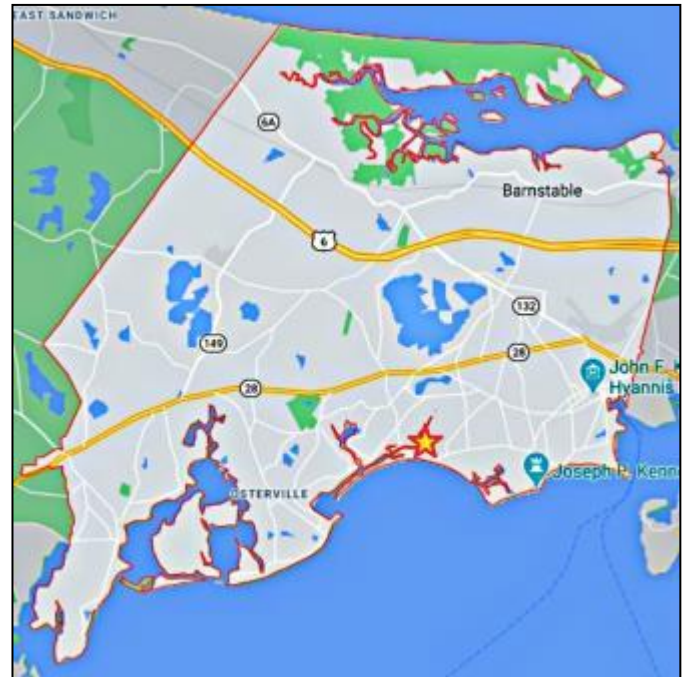
Millway Beach

**Project Working Title:** Lake Elizabeth Fish Run, Dam & Culvert Improvements

**Project Location:** Lake Elizabeth Drive, Centerville, MA 02632

**Project Description:** This project will fund the design and permitting required for conveying river herring into and out of Lake Elizabeth. The project will include replacement of the culvert under Lake Elizabeth Drive and reconstruction of the dam and fish ladder into Lake Elizabeth. Final designs, specifications, and construction cost estimates will be prepared and permit applications will be acquired, effectively preparing this project for implementation.

**Project Justification:** For at least the last six years, river herring counts into Lake Elizabeth have found no fish are able to enter the pond. Previous evaluations have identified multiple barriers impeding fish passage into Lake Elizabeth. First, the culvert under Lake Elizabeth Drive is undersized and is generally impassable by fish. Second, in the event some fish made it past the culvert, they become trapped at the dam / fish ladder located at the outlet of Lake Elizabeth. Several attempts have been made to repair and improve the dam and fish ladder to allow fish passage with little success. Unfortunately, flow and geologic conditions in this area require significant reconstruction to provide fish passage. In order to restore fish passage and create spawning habitat for river herring, the culvert under Lake Elizabeth Drive needs to be replaced and the dam/fish ladder into Lake Elizabeth reconstructed.



**Impact of Denial/Postponement:** Without funding, the dam failure and culvert restriction will continue to prevent river herring from entering Lake Elizabeth/Red Lily Pond. In addition, the current dam failure has resulted in lower lake levels (~6" lower), which may increase aquatic vegetation in the shallow areas of the ponds.

| Project Cost Estimates: |                             | FY 2023          | Future FY        |
|-------------------------|-----------------------------|------------------|------------------|
|                         | Design & Permitting         | \$90,000         | -                |
|                         | Construction or Acquisition | -                | \$375,000        |
|                         | Project Contingency         | \$25,000         | \$75,000         |
|                         | <b>Total Project Cost</b>   | <b>\$115,000</b> | <b>\$450,000</b> |

**Basis for Cost Estimates:** The project cost estimates above were provided by a consultant.

| Project Estimated Completion Date: FY 2025    |           | Design & Permit (months)       | 18 | Construction (months) | - |
|---|-----------|--------------------------------|----|-----------------------|---|
| Cost/Description FY 2023 and Follow-On Years: |           |                                |    |                       |   |
| Fiscal Year                                   | Cost      | Project Description/Components |    |                       |   |
| 2023  | \$115,000 | Final Designs and Permits      |    |                       |   |
| 2024  | -         | -                              |    |                       |   |
| 2025  | \$450,000 | Construction                   |    |                       |   |

**Source of Funding:** Capital Trust Fund Reserves and/or Bond Issue. In addition, construction may be eligible for potential grant funding from MA Department of Ecological Restoration, Southern New England Program, and Natural Resources Conservation Service.



Operating Budget Impact now or in future: N/A



Location of Fish Ladder/Dam and Lake Elizabeth Drive (between “Elizabeth Up/Down”)



Culvert under Lake Elizabeth Drive (Restriction 1)



Fish Ladder/Dam at Lake Elizabeth (Restriction 2)

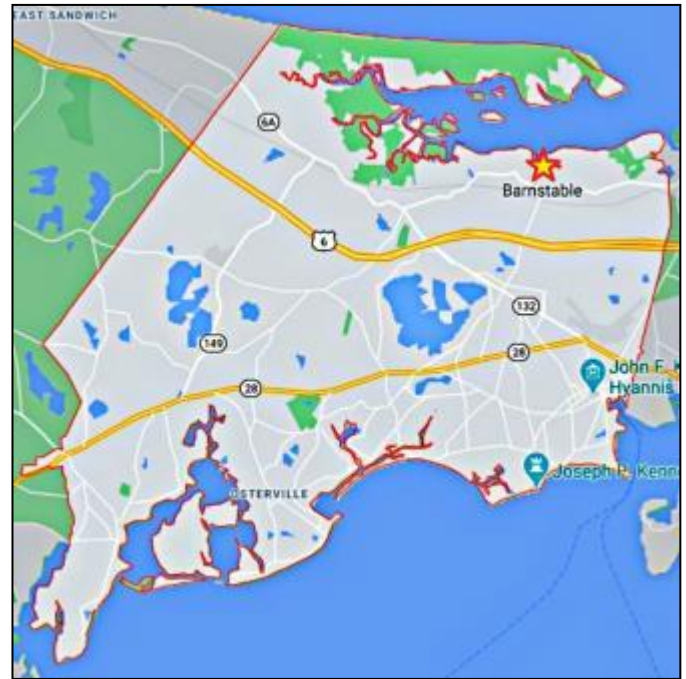
**Project Working Title:** Barnstable Harbor Marina Revetment Improvements

**Project Location:** 269 Millway, Barnstable, MA 02630

**Project Description:** The project would fund evaluation, design and permitting of rehabilitations and improvements to the Barnstable Harbor Marina Revetment. This project will address the existing integrity of the revetment and long term planning with considerations for sea level rise.

**Project Justification:** A recent inspection by Engineering Staff noted that revetment appears to be in fair to good condition. However, several issues were observed including loss of riprap gradation, scarp at the top of the embankment, signs of overtopping, and erosion. It is recommended that a thorough assessment of the revetment be undertaken, including long term planning with considerations for sea level rise.

**Impact of Denial/Postponement:** Lack of routine inspections of the Town’s bulkheads could result in a catastrophic failure that would disrupt business interests and tourist access at these locations.



| <b>Project Cost Estimates:</b> |                                    | <b>FY 2023</b> | <b>Future FY</b> |
|--------------------------------|------------------------------------|----------------|------------------|
|                                | <b>Design &amp; Permitting</b>     | \$125,000      | -                |
|                                | <b>Construction or Acquisition</b> | -              | \$620,000        |
|                                | <b>Project Management</b>          | \$15,000       | \$25,000         |
|                                | <b>Project Contingency</b>         | \$25,000       | \$85,000         |
|                                | <b>Total Project Cost</b>          | \$165,000      | \$730,000        |

**Basis for Cost Estimates:** Department of Public Works Engineering

|  |             |                                       |    |                              |    |
|--|-------------|---------------------------------------|----|------------------------------|----|
| <b>Project Estimated Completion Date:</b> FY 2024    |             | <b>Design &amp; Permit (months)</b>   | 18 | <b>Construction (months)</b> | 12 |
| <b>Cost/Description FY 2023 and Follow-On Years:</b> |             |                                       |    |                              |    |
| <b>Fiscal Year</b>                                   | <b>Cost</b> | <b>Project Description/Components</b> |    |                              |    |
| 2023   | \$165,000   | Inspections                           |    |                              |    |
| 2024   | -           | -                                     |    |                              |    |
| 2025   | \$730,000   | Construction                          |    |                              |    |

**Source of Funding:** Capital Trust Fund Reserves and/or Bond Issue.

**Operating Budget Impact now or in future:** N/A





Barnstable Harbor Marina Revetment



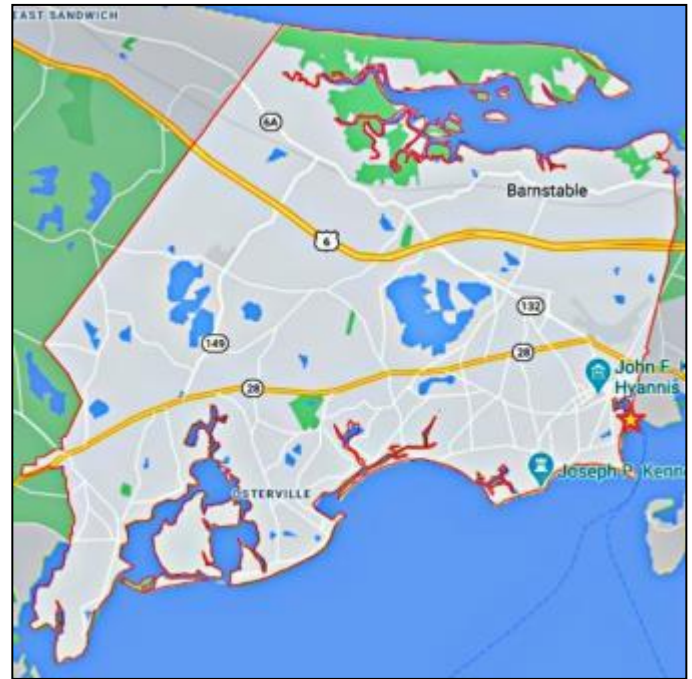
**Project Working Title:** Bay Shore Road Boat Ramp

**Project Location:** Bay Shore Road, Hyannis MA 02601

**Project Description:** The existing boat ramp will be replaced and the adjacent parking area will be reconstructed with improved stormwater systems. Engineering design plans and environmental permitting will be completed prior to a future request for construction.

**Project Justification:** The Bay Shore Road boat ramp and associated parking area serve important mooring fields within Hyannis Harbor and are heavily used by the boating population in the neighborhood. The existing asphalt ramp is deteriorated and needs replacement. Stormwater facilities will be improved as determined to be necessary.

**Impact of Denial/Postponement:** If repairs are not made the ramp will continue to deteriorate and will eventually become unsafe and unusable. A ramp that is poor condition poses a safety hazard and could prove to be a liability should an accident occur due to the condition of the ramp.



| Project Cost Estimates: |                             | FY 2023 | Future FY        |
|-------------------------|-----------------------------|---------|------------------|
|                         | Design & Permitting         | -       | \$175,000        |
|                         | Construction or Acquisition | -       | \$500,000        |
|                         | Project Contingency         | -       | \$100,000        |
|                         | <b>Total Project Cost</b>   | -       | <b>\$775,000</b> |

**Basis for Cost Estimates:** Department of Public Works Engineering

| Project Estimated Completion Date: FY 2026           |           | Design & Permit (months)               | 12 | Construction (months) | 6 |
|--|-----------|--|----|-----------------------|---|
| <b>Cost/Description FY 2023 and Follow-On Years:</b> |           |  |    |                       |   |
| Fiscal Year  | Cost      | Project Description/Components         |    |                       |   |
| 2023   | -         | -                                      |    |                       |   |
| 2024   | \$175,000 | Design & Permitting                    |    |                       |   |
| 2025   | \$600,000 | Construction & Construction Management |    |                       |   |

**Source of Funding:** Capital Trust Fund Reserves and/or Bond Issue, but grant opportunities will be pursued.

**Operating Budget Impact now or in future:** Maintenance costs should be reduced in the short term.



Bay Shore Road Boat Ramp

**Project Working Title:** Channel Dredging Program

**Project Location:** Various Town-owned navigational channels

**Project Description:** This project involves the ongoing design, permitting, and maintenance dredging of Town-owned navigational channels.

**Project Justification:** The Town completed a Comprehensive Dredge Plan in 2017 based on surveyed conditions and historic dredging frequencies. The plan identifies dredge needs in multiple channels during this five-year CIP. These channels provide important navigational access for significant numbers of recreational and commercial boats, as well as regulatory and emergency response vessels. The failure to maintain these channels can result in very dangerous conditions, which can threaten the safety of our residents and risk serious damage to boats, in addition to impairing commercial and recreational activities.



**Impact of Denial/Postponement:** The channels will continue to shoal and eventually completely close off access for recreational and commercial boating.

| Project Cost Estimates: |                             | FY 2023 | Future FY          |
|-------------------------|-----------------------------|---------|--------------------|
|                         | Design & Permitting         | -       | \$500,000          |
|                         | Construction or Acquisition | -       | \$8,000,000        |
|                         | Project Management          | -       | \$250,000          |
|                         | Project Contingency         | -       | \$1,110,000        |
|                         | <b>Total Project Cost</b>   | -       | <b>\$9,860,000</b> |

**Basis for Cost Estimates:** Comprehensive Dredge Plan and Department Public Works Engineering

| Project Estimated Completion Date: N/A        |             | Design & Permit (months)  | - | Construction (months) | - |
|---|-------------|---|---|-----------------------|---|
| Cost/Description FY 2023 and Follow-On Years: |             |   |   |                       |   |
| Fiscal Year                                   | Cost        | Project Description/Components  |   |                       |   |
| 2023  | -           | -   |   |                       |   |
| 2024  | \$2,075,000 | Bismore Park Pier Basin (\$625,000), Gateway Marina Channel (\$750,000), Cotuit Bay Entrance Channel (\$450,000), Cotuit Bay Embayment Channel 7' Section (\$75,000), West Bay Spur Channel (\$75,000), Project Management/Contingency (\$100,000)  |   |                       |   |
| 2025  | \$2,325,000 | Blish Point Boat Ramp (\$475,000), Lewis Bay Boat Ramp (\$850,000), Bay Street Channel - Lower Reach (\$900,000), Project Management/Contingency (\$100,000)  |   |                       |   |
| 2026  | \$2,650,000 | East Bay Outer Embayment Channel (\$1,375,000), East Bay Inner Embayment Channel (\$1,175,000), Project Management/Contingency (\$100,000)  |   |                       |   |
| 2027  | \$2,810,000 | Barnstable Harbor Mid-Entrance Channel (\$800,000), Barnstable Harbor Outer Entrance Channel (\$320,000), Gateway Marina Basin Design (\$80,000), West Bay Outer Entrance (\$150,000), West Bay Inner Entrance Channel – Lower Reach (\$1,000,000), Seapuit River Channel (\$360,000), Project Management/Contingency (\$100,000) |   |                       |   |

**Source of Funding:** Capital Trust Fund Reserves and/or Bond Issue, and possibly Massachusetts Dredging Grants



**Operating Budget Impact now or in future:** The project is routine maintenance of the Town's navigational channels.



West Bay Harbor



Cotuit Bay Harbor



Barnstable Harbor



Hyannis/Bismore Harbor

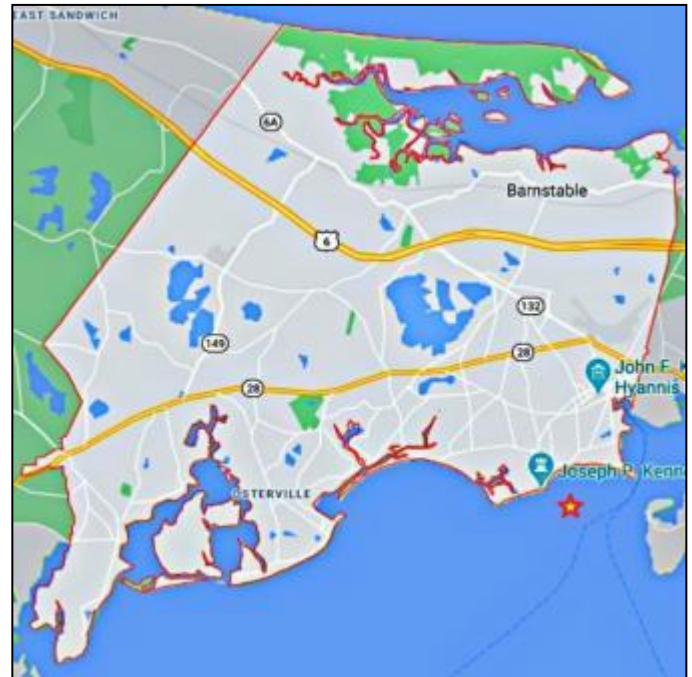
**Project Working Title:** Hyannis Breakwater Evaluation & Preliminary Design

**Project Location:** Hyannis Harbor MA, 02601

**Project Description:** Evaluation and preliminary design of the Hyannis Harbor Breakwater, final design, and construction costs will be established after preliminary work.

**Project Justification:** Support stones have been displaced along the breakwater resulting in gaps in the structure therefore reducing its effectiveness of protecting the harbor. The poor condition of the breakwater is a safety hazard for navigation, and the public who walk upon it. Harbormaster staff, Fire Dept., and other Public Officials have been called to rescue people trapped on the breakwater. Portions of the existing breakwater are Federally owned, and Army Corps of Engineers (ACOE) plan this portion within the next year. This project will fund design of repairs necessary for the State/Town owned portion of the breakwater.

**Impact of Denial/Postponement:** Postponing study and analysis of the breakwater will allow more deterioration of the breakwater structure. Future storms will reduce the function of the breakwater allowing potential shoreline damage. The safety of the public walking on the breakwater will not be addressed, as the Towns portion of the breakwater is accessible from land.



|                                |                                    |                |                  |
|--------------------------------|------------------------------------|----------------|------------------|
| <b>Project Cost Estimates:</b> |                                    | <b>FY 2023</b> | <b>Future FY</b> |
|                                | <b>Design &amp; Permitting</b>     | -              | \$175,000        |
|                                | <b>Construction or Acquisition</b> | -              | TBD              |
|                                | <b>Total Project Cost</b>          | -              | TBD              |

**Basis for Cost Estimates:** Department of Public Works Engineering

|  |             |                                       |    |                              |     |
|--|-------------|---------------------------------------|----|------------------------------|-----|
| <b>Project Estimated Completion Date:</b> FY 2027    |             | <b>Design &amp; Permit (months)</b>   | 18 | <b>Construction (months)</b> | TBD |
| <b>Cost/Description FY 2023 and Follow-On Years:</b> |             |                                       |    |                              |     |
| <b>Fiscal Year</b>                                   | <b>Cost</b> | <b>Project Description/Components</b> |    |                              |     |
| 2023   | -           | -                                     |    |                              |     |
| 2024   | -           | -                                     |    |                              |     |
| 2025   | \$175,000   | Design & Permitting                   |    |                              |     |
| 2026   | TBD         | Final Design & Construction           |    |                              |     |

**Source of Funding:** Capital Trust Fund Reserves and/or Bond Issues, however, The Army Corps of Engineers has committed to design repairs on the federally owned portion of the breakwater.

**Operating Budget Impact now or in future:** N/A



Hyannis Breakwater



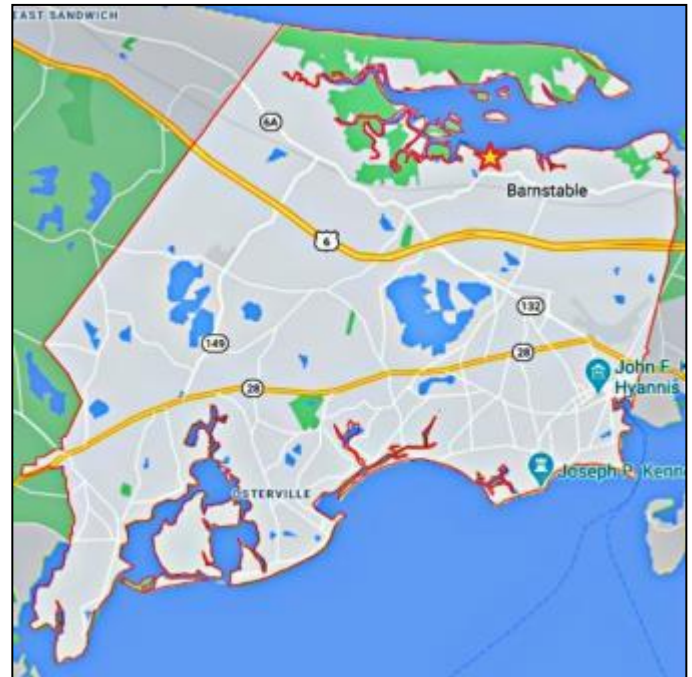
**Project Working Title:** Scudder’s Lane Boat Ramp Construction

**Project Location:** 210 Scudder's Ln Barnstable, MA 02630

**Project Description:** Replace existing failing asphalt boat ramp and associated parking lot and stormwater management improvements.

**Project Justification:** The boat ramp is very old and the asphalt is collapsing creating both a safety hazard. The failing boat ramp may eventually render the ramp unusable, restricting this important access for recreational and commercial (shellfish) users.

**Impact of Denial/Postponement:** Denial will result in further deterioration of the infrastructure, which could result in closure of the ramp, thus restricting access to important commercial shell fishing operations and recreational boating.



|                                |                                    |                |                  |
|--------------------------------|------------------------------------|----------------|------------------|
| <b>Project Cost Estimates:</b> |                                    | <b>FY 2023</b> | <b>Future FY</b> |
|                                | <b>Construction or Acquisition</b> | -              | \$600,000        |
|                                | <b>Project Management</b>          | -              | \$10,000         |
|                                | <b>Project Contingency</b>         | -              | \$40,000         |
|                                | <b>Total Project Cost</b>          | -              | \$650,000        |

**Basis for Cost Estimates:** Department of Public Works Engineering

|  |             |  |    |                              |   |
|--|-------------|--|----|------------------------------|---|
| <b>Project Estimated Completion Date:</b> FY 2024    |             | <b>Design &amp; Permit (months)</b>      | 12 | <b>Construction (months)</b> | 6 |
| <b>Cost/Description FY 2023 and Follow-On Years:</b> |             |  |    |                              |   |
| <b>Fiscal Year</b>                                   | <b>Cost</b> | <b>Project Description/Components</b>    |    |                              |   |
| 2023   | -           | -  |    |                              |   |
| 2024   | \$650,000   | Construction and Construction Management |    |                              |   |

**Source of Funding:** Capital Trust Fund Reserves and/or Bond Issue, but grant opportunities will be pursued.

**Operating Budget Impact now or in future:** This project will reduce the need for routine maintenance of the deteriorating asphalt boat ramp.



Scudder's Lane Boat Ramp

## Community Services General Fund Project Descriptions

**PROJECT: CSD-23**

**DEPARTMENT PRIORITY: 2 of 19**

**Project Working Title:** Adult Community Center Master Plan Development

**Project Location:** 825 Falmouth Rd Hyannis, MA 02601

**Project Description:** This project will fund development of a master plan for the Barnstable Adult Community Center grounds. Possible improvements to the site may include senior housing development, pickle ball court location, outdoor exercise stations, expanded outdoor recreational space, lawn activity areas, and develop an accessible path and viewing platform at Dunns Pond. Other development options will be discussed and reviewed. Any remaining design funds would be used towards the improvements.

**Project Justification:** The Barnstable Adult Community Center is a heavily used facility that provides services to a large number of citizens. The center continues to receive requests for additional services that the facility currently does not provide. The Center is striving to meet the needs of its growing constituents.



**Impact of Denial/Postponement:** The Adult Community Center property will continue to be underutilized

| Project Cost Estimates: |                             | FY 2023          | Future FY  |
|-------------------------|-----------------------------|------------------|------------|
|                         | Design & Permitting         | \$85,000         | -          |
|                         | Construction or Acquisition | -                | TBD        |
|                         | Project Management          | \$35,000         | -          |
|                         | <b>Total Project Cost</b>   | <b>\$120,000</b> | <b>TBD</b> |

**Basis for Cost Estimates:** Department of Public Works Estimate

| Project Estimated Completion Date: FY 2024           |           | Design & Permit (months)       | 5 | Construction (months) | TBD |
|--|-----------|--------------------------------|---|-----------------------|-----|
| <b>Cost/Description FY 2023 and Follow-On Years:</b> |           |                                |   |                       |     |
| Fiscal Year  | Cost      | Project Description/Components |   |                       |     |
| 2023   | \$120,000 | Study and Schematic Design     |   |                       |     |
| 2024   | TBD       | -                              |   |                       |     |

**Source of Funding:** Capital Trust Fund Reserves and/or Bond Issue. Could be eligible for Community Preservation Funding as recreation use.

**Operating Budget Impact now or in future:** Future routine maintenance will be required.





Adult Community Center

**Project Working Title:** Hyannis Youth And Community Center Skate Park Replacement Project

**Project Location:** 141 Bassett Ln, Hyannis, MA 02601

**Project Description:** This project will demolish the existing skate park and construct a new one. The park will be modernized with current popular skating elements.

**Project Justification:** The existing skate park is in bad condition. Occupancy numbers have dropped. The concrete bowls continue to fail despite extensive repairs a few years ago. The park was built in the 70’s and elements are not challenging by today’s standards. Skateboarders want elements that reflect an urban setting such as rails, stairs, ramps, and other elements. One skater stated to the Rec department that it makes no sense that skaters buy all there equipment in Hyannis yet need to go to other towns to skate.

**Impact of Denial/Postponement:** The skate park will continue to decline in use and eventually be unusable.



| Project Cost Estimates:     |                     | FY 2023            | Future FY |
|-----------------------------|---------------------|--------------------|-----------|
|                             | Design & Permitting |                    | \$79,695  |
| Construction or Acquisition |                     | \$796,950          | -         |
| Project Management          |                     | \$63,756           | -         |
| Project Contingency         |                     | \$79,695           | -         |
| All Other Cost              |                     | \$30,000           | -         |
| <b>Total Project Cost</b>   |                     | <b>\$1,050,096</b> | <b>-</b>  |

**Basis for Cost Estimates:** In-house Estimate based on construction cost of the new Sandwich skate park

|  |             |                                       |   |                              |   |
|--|-------------|---------------------------------------|---|------------------------------|---|
| <b>Project Estimated Completion Date:</b> FY 2026    |             | <b>Design &amp; Permit (months)</b>   | 6 | <b>Construction (months)</b> | 8 |
| <b>Cost/Description FY 2023 and Follow-On Years:</b> |             |                                       |   |                              |   |
| <b>Fiscal Year</b>                                   | <b>Cost</b> | <b>Project Description/Components</b> |   |                              |   |
| 2023   | \$1,050,096 | Design and Construction               |   |                              |   |

**Source of Funding:** Capital Trust Fund Reserves and/or Bond Issue. Could be eligible for Community Preservation Funding as recreation use.

**Operating Budget Impact now or in future:** An existing facility will be revitalized for the community.





Hyannis Youth and Community Center Skate Park



**Project Working Title:** Town Recreation Field Improvements Project – Bay Lane Ballfields

**Project Location:** Bay Ln Barnstable, MA 02632

**Project Description:** This year’s project will fund phase 2 improvements to the Bay Lane Ballfields. The project will include: removal of the existing below grade dugouts and construction of new players bench areas, installation of spectator seating, repair and tightening of the existing fence, gates, and backstops, installation of a new irrigation well and irrigation system, amend fields growing medium via loam, sand, and organic matter, over seed, amend skinned infield, replace bases as needed. No parking lot or stormwater improvements are planned for the site at this time.



**Project Justification:** The current site has no irrigation system, which harms the turf during high use periods. Turf cannot withstand this amount of traffic without adequate water. The uneven surface of the fields is a safety concern for all users and the current dugouts are also a safety hazard and are deteriorated and non-compliant. The site is currently used for Little League, baseball clinics with members of the Cape League, Centerville Elementary School P.E., and other user groups. The proposed improvements will provide residents of Barnstable a much safer recreational area. It will also provide opportunities for various groups seeking open space venues and other recreational activities. This project is consistent with the recently completed field study report, which focuses on smaller incremental changes to facilities, using principally the Town’s labor (with select subcontractors for specialties items like well drilling, fencing, etc.) and requires smaller capital investment per field.

**Impact of Denial/Postponement:** The parking lot will deteriorate further resulting in the need for more complete reconstruction. The facility will not properly serve the thousands of annual visitors to the beach.

| Project Cost Estimates: |                             | FY 2023          | Future FY          |
|-------------------------|-----------------------------|------------------|--------------------|
|                         | Design & Permitting         | -                | \$450,000          |
|                         | Construction or Acquisition | \$115,000        | \$4,000,000        |
|                         | Project Management          | \$15,000         | -                  |
|                         | Project Contingency         | \$10,000         | -                  |
|                         | <b>Total Project Cost</b>   | <b>\$140,000</b> | <b>\$4,450,000</b> |

**Basis for Cost Estimates:** Department of Public Works Engineering

| Project Estimated Completion Date: FY 2023           |             | Design & Permit (months)  | 3 | Construction (months) | 6 |
|--|-------------|---|---|-----------------------|---|
| <b>Cost/Description FY 2023 and Follow-On Years:</b> |             |   |   |                       |   |
| Fiscal Year  | Cost        | Project Description/Components  |   |                       |   |
| 2023   | \$140,000   | Renovation of smaller field.  |   |                       |   |
| 2024   | \$400,000   | Barnstable United Natural Fields – MM                                       |   |                       |   |
| 2025   | \$2,750,000 | Barnstable United Synthetic Turf & Track & Hyannis West Natural Turf Fields |   |                       |   |
| 2026   | \$900,000   | Marstons Mills Elementary School  |   |                       |   |
| 2027   | \$400,000   | Barnstable/West Barnstable Elementary School                                |   |                       |   |

**Source of Funding:** Capital Trust Fund Reserves and/or Bond Issue. Could be eligible for Community Preservation Funding as recreation use.

**Operating Budget Impact now or in future:** Fields are maintained through the existing operating budget.



Bay Lane Ballfields



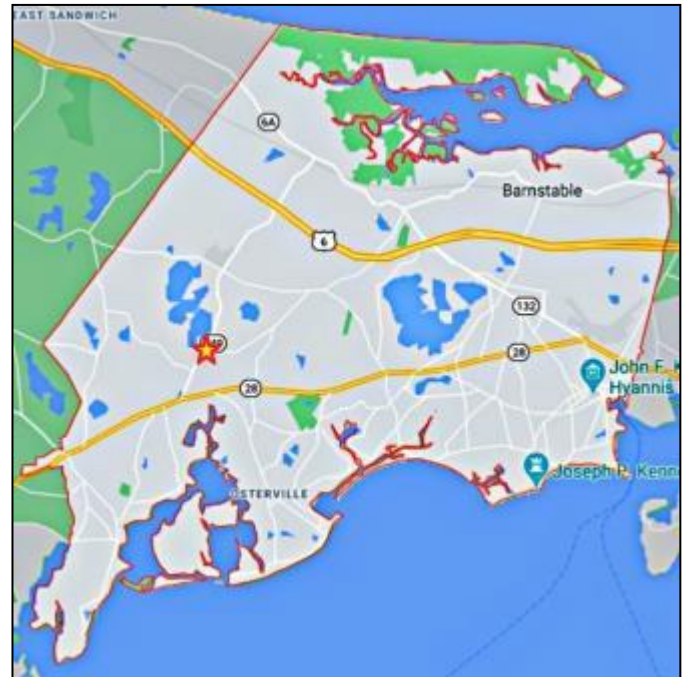
**Project Working Title:** Marstons Mills Playground & Parking Project

**Project Location:** MA-149, Marstons Mills, MA 02648

**Project Description:** This project will fund the design and installation of a new playground in Marstons Mills. Work will include the design and installation of a new playground, rubber playground surfacing, fence, shade structure, paved parking area, and storm water drainage.

**Project Justification:** Over the past several years, two public playgrounds have been removed from Marstons Mills because they were outdated and hazardous. This project will replace what has been lost with updated code compliant play facilities. This project is part of a master plan to connect Hamblin Pond Park and the Burgess Properties.

**Impact of Denial/Postponement:** The village will continue without a play facility.



| Project Cost Estimates: |                             | FY 2023          | Future FY          |
|-------------------------|-----------------------------|------------------|--------------------|
|                         | Design & Permitting         | \$85,895         | -                  |
|                         | Construction or Acquisition | -                | \$1,073,688        |
|                         | Project Management          | \$42,948         | -                  |
|                         | Project Contingency         | -                | \$107,369          |
|                         | <b>Total Project Cost</b>   | <b>\$128,843</b> | <b>\$1,181,057</b> |

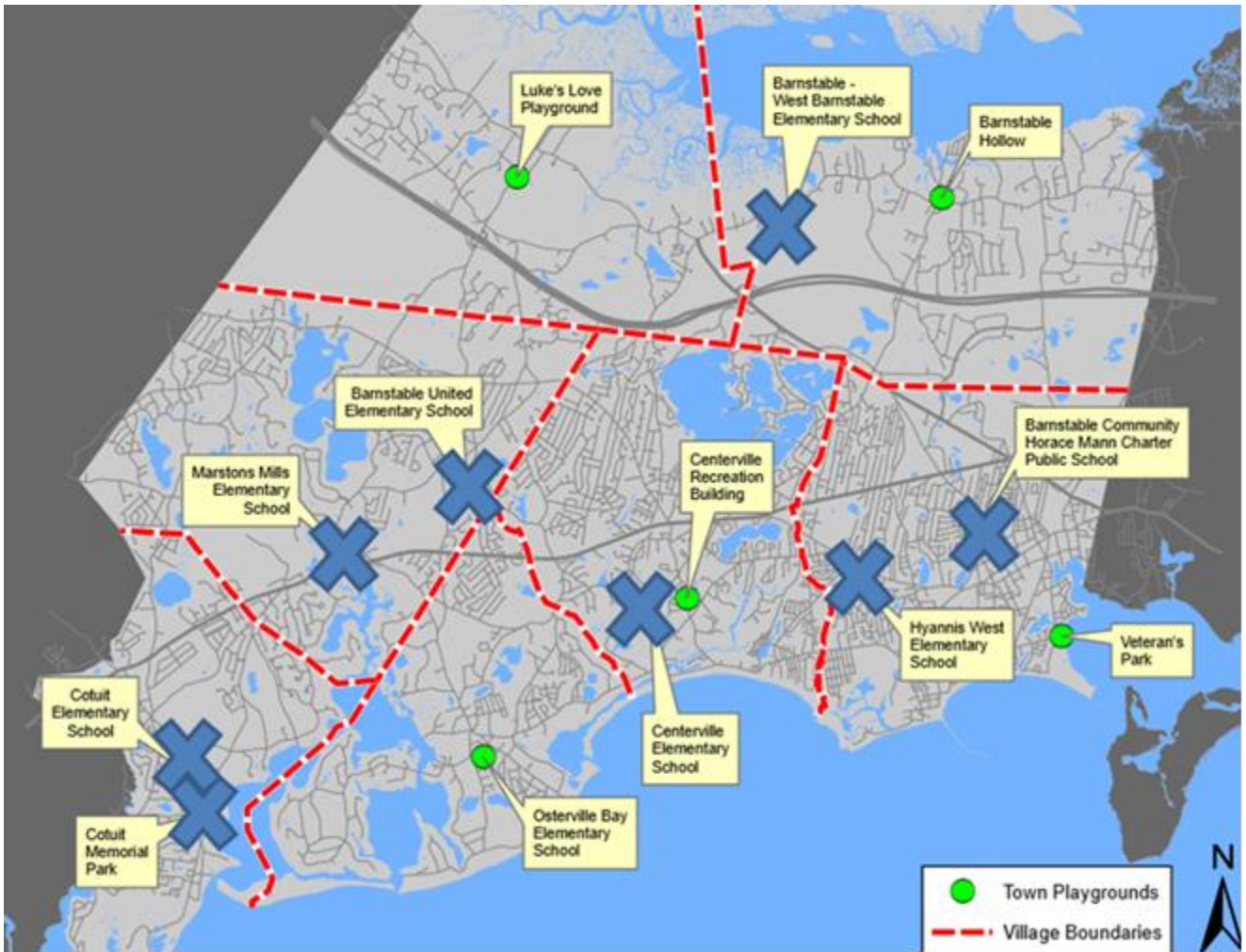
**Basis for Cost Estimates:** In-house Estimate

| Project Estimated Completion Date: FY 2023    |             | Design & Permit (months)       | 8 | Construction (months) | 12 |
|---|-------------|--------------------------------|---|-----------------------|----|
| Cost/Description FY 2023 and Follow-On Years: |             |                                |   |                       |    |
| Fiscal Year                                   | Cost        | Project Description/Components |   |                       |    |
| 2023  | \$128,843   | Design                         |   |                       |    |
| 2024  | \$1,181,057 | Construction                   |   |                       |    |

**Source of Funding:** Capital Trust Fund Reserves and/or Bond Issue. Playground cost is eligible for Community Preservation Funding.

**Operating Budget Impact now or in future:** This project will increase costs due to routine maintenance and inspections by a certified playground expert.

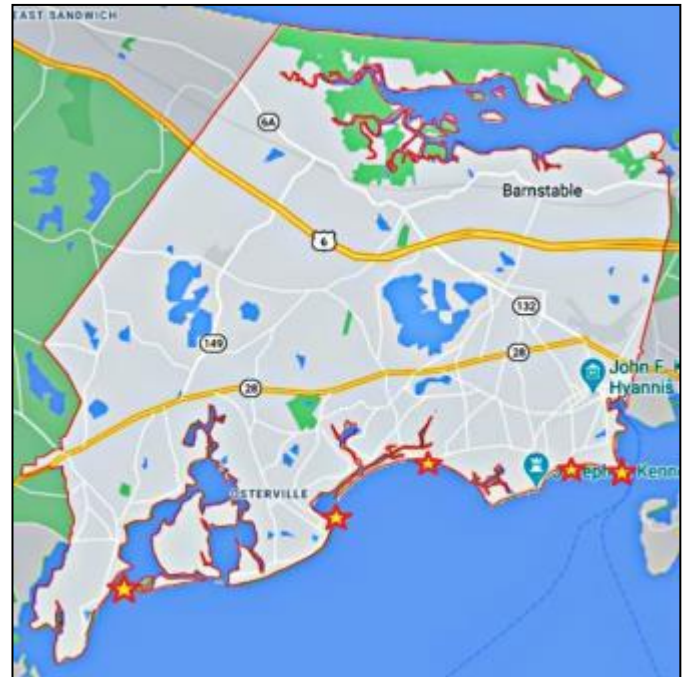




Location of town wide playgrounds and new playground layout ideas

**Project Working Title:** Salt Water Beach House Improvements – Evaluation and Preliminary Design

**Project Location:** Dowses, Sea Street, Kalmus, Covells, Loops Beaches



**Project Description:** This project will fund evaluation, design, and improvements to the Town’s salt-water beach houses. This multi-year project is a continuation of a beach program to revitalize the town’s salt-water beach facilities. FY23 funding for architectural and engineering services finalizes scope and analysis of five beach facility locations.

**Project Justification:** The Town’s Salt Water Beach Houses have been patched, repaired, and painted. Heavier renovations are now necessary. The beach houses are in need of component improvements for accessibility, plumbing, electrical, ventilation, and structural. Interior and exterior conditions will be evaluated and improved. Improvements will address safety related concerns. It is expected that in some cases the recommendation may require demolish and replacement.

**Impact of Denial/Postponement:** Continued deferred maintenance of these facilities will contribute to their deterioration. Replacement of worn facilities with new ones will insure the high standard of recreational use in our town.

| Project Cost Estimates: |                             | FY 2023          | Future FY          |
|-------------------------|-----------------------------|------------------|--------------------|
|                         | Design & Permitting         | \$150,000        | \$757,026          |
|                         | Construction or Acquisition | -                | \$7,570,255        |
|                         | Project Management          | \$40,000         | \$378,512          |
|                         | Project Contingency         | -                | \$757,026          |
|                         | All Other Cost              | \$25,000         | \$151,405          |
|                         | <b>Total Project Cost</b>   | <b>\$215,000</b> | <b>\$9,614,224</b> |

**Basis for Cost Estimates:** In-house Estimate

| Project Estimated Completion Date: FY 2024           |             | Design & Permit (months)         | 12 | Construction (months) | 12 |
|--|-------------|----------------------------------|----|-----------------------|----|
| <b>Cost/Description FY 2023 and Follow-On Years:</b> |             |                                  |    |                       |    |
| Fiscal Year  | Cost        | Project Description/Components   |    |                       |    |
| 2023   | \$215,000   | Evaluation & Design              |    |                       |    |
| 2024   | \$1,425,289 | Dowses Beach – New Bathhouse     |    |                       |    |
| 2025   | \$1,627,295 | Sea Street Beach – New Bathhouse |    |                       |    |
| 2026   | \$4,922,784 | Kalmus Beach – New Bathhouse     |    |                       |    |
| 2027   | \$1,638,856 | Covell’s Beach – New Bathhouse   |    |                       |    |

**Source of Funding:** Capital Trust Fund Reserves and/or Bond Issue

**Operating Budget Impact now or in future:** Reduced routine maintenance cost.





Beach House Facilities

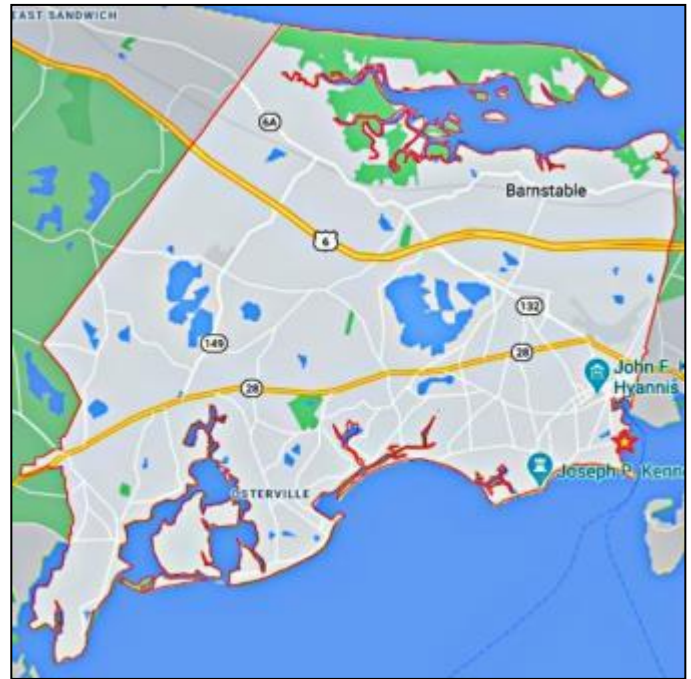


**Project Working Title:** Kennedy Memorial Renovation

**Project Location:** 480 Ocean St Hyannis, MA 02601

**Project Description:** Develop final engineering and restoration construction documents for the rehabilitation of the JFK Memorial, based on recommendations from Weston & Sampson. In FY15, funds were appropriated for a designers review and recommendation for the JFK Memorial. Weston & Sampson, in coordination with the engineering department, developed an analysis for a new design for the site, which restored important elements and replaced others. The preferred design restores the historic stonewall and bronze seal, replaces the fountain, and introduces granite paver inserts with Kennedy life timeline engravings.

**Project Justification:** The Town of Barnstable owns and operates the John F. Kennedy Memorial Park, located at 480 Ocean Street, Hyannis. The park was constructed in 1965 and dedicated on July 8, 1966, to memorialize our 35th President and his association with Cape Cod. The park has been a major tourist destination since its inception, and continues to be heavily visited. The park is currently in disrepair with aging fountain equipment and poor memorial surface conditions.



**Impact of Denial/Postponement:** This project has been identified as a priority by the JFK trust fund committee and Town Manager. The existing fountain and associated mechanical equipment is in a state of failure. Delay will result in rapid deterioration and increased costs of repairs.

| Project Cost Estimates: |                             | FY 2023            | Future FY |
|-------------------------|-----------------------------|--------------------|-----------|
|                         | Design & Permitting         | \$55,000           | -         |
|                         | Construction or Acquisition | \$1,650,850        | -         |
|                         | Project Management          | \$50,000           | -         |
|                         | Project Contingency         | \$165,085          | -         |
|                         | All Other Cost              | \$41,000           | -         |
|                         | <b>Total Project Cost</b>   | <b>\$1,961,935</b> | <b>-</b>  |

**Basis for Cost Estimates:** Consultant professional estimator

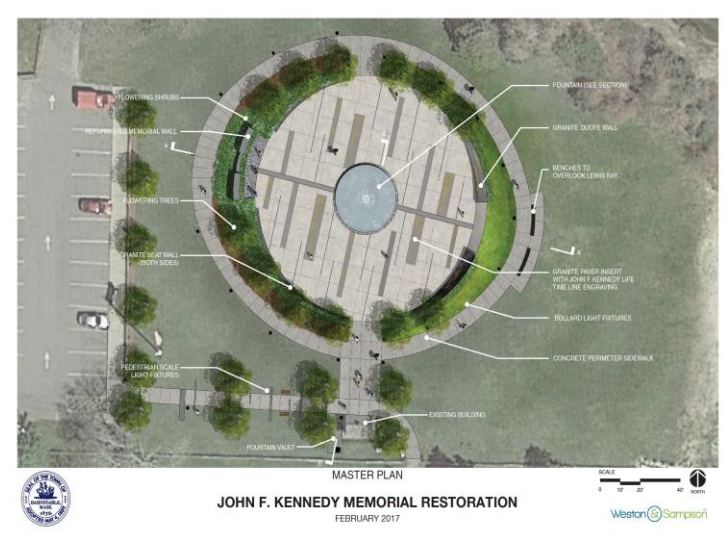
|   |                                     |   |                              |   |
|---|-------------------------------------|---|------------------------------|---|
| <b>Project Estimated Completion Date:</b> FY 2026 | <b>Design &amp; Permit (months)</b> | 6 | <b>Construction (months)</b> | 8 |
|---|-------------------------------------|---|------------------------------|---|

**Cost/Description FY 2023 and Follow-On Years:**

| Fiscal Year | Cost        | Project Description/Components          |
|-------------|-------------|---|
| 2023        | \$1,961,935 | Construction Documents and Construction |

**Source of Funding:** Capital Trust Fund Reserves and/or Bond Issue. This project is eligible for CPA historic preservation and opens space funding.

**Operating Budget Impact now or in future:** Efforts by structures and grounds to keep the fountain operating will be minimized.



Kennedy Memorial



**Project Working Title:** Community Building Security System

**Project Location:** 2377 Meetinghouse Way - West Barnstable, 524 Main Street - Centerville, and First Avenue – Osterville Community Buildings

**Project Description:** This project will install a remote security access system that can be controlled through the cloud. Access doors in each building will be equipped with radio frequency technology (RFID) readers that will only allow authorized building access. This project will do away with the current key system. New wireless access points will be installed at important access doors.

**Project Justification:** Currently end users receive a key to access doors at the community buildings, but keys are not always returned. Installation of a RFID access system will allow the recreation department to disable an access RFID remotely if it is not returned thus limiting access to building to only currently authorized individuals.



**Impact of Denial/Postponement:** Currently there are unaccounted for keys to the community buildings. Community building security will continue to be compromised.

| <b>Project Cost Estimates:</b> |                                    | <b>FY 2023</b> | <b>Future FY</b> |
|--------------------------------|------------------------------------|----------------|------------------|
|                                | <b>Design &amp; Permitting</b>     | \$11,316       | -                |
|                                | <b>Construction or Acquisition</b> | \$113,160      | -                |
|                                | <b>Project Management</b>          | \$11,316       | -                |
|                                | <b>Project Contingency</b>         | \$11,316       | -                |
|                                | <b>All Other Cost</b>              | \$40,000       | -                |
|                                | <b>Total Project Cost</b>          | \$187,108      | -                |

**Basis for Cost Estimates:** In-house Estimate

|  |             |                                       |   |                              |   |
|--|-------------|---------------------------------------|---|------------------------------|---|
| <b>Project Estimated Completion Date:</b> FY 2025    |             | <b>Design &amp; Permit (months)</b>   | 6 | <b>Construction (months)</b> | 8 |
| <b>Cost/Description FY 2023 and Follow-On Years:</b> |             |                                       |   |                              |   |
| <b>Fiscal Year</b>                                   | <b>Cost</b> | <b>Project Description/Components</b> |   |                              |   |
| 2023   | \$187,108   | Design and Construction               |   |                              |   |

**Source of Funding:** Capital Trust Fund Reserves and/or Bond Issue.

**Operating Budget Impact now or in future:** It will reduce the need for re-keying of doors.



**Project Working Title:** Centerville Recreation Interior Improvements

**Project Location:** 524 Main St, Centerville, MA 02632

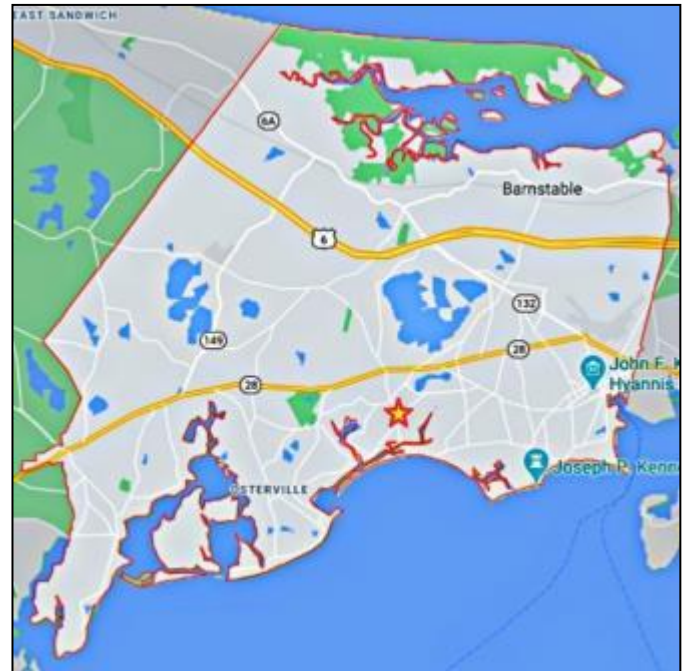
**Project Description:** This project will continue improvements to the mechanical systems and interior spaces of the building. The work has been broken down into multi-year projects.

Immediate improvements items:

- Replacement of the steam heating system including installation of modulating gas boilers. This item includes work to all steam pipes and radiators.
- Replace the failed makeup air system. Improve interior air quality and filtration
- Other items as discovered during design or construction

Future improvements

- White corridor paneling will be removed and the original plaster restored. New historically accurate doors will replace flush doors.
- The energy efficient lighting replacement, started in previous phases, will be completed through the remaining classroom spaces and corridor. Ceiling repair work will also be included along with other work needing to be completed that is uncovered during planning or construction operations.
- New kitchen cabinets and counters are to be installed
- Chalkboard restoration and interior paint.



**Project Justification:** The Centerville Community Building is a facility that is heavily used by the Recreation Division for programs, and the public on a daily basis, with its adjoining playground and play field. It is one of the busiest Town facilities used by our residents and programs. For the past several years, improvements have been made to the interior and exterior of the building and adjoining program areas. Funding these improvements would alleviate high-energy costs and greatly improve the interior environment of the facility.

**Impact of Denial/Postponement:** Given the heavy use of this location, the interior needs a significant amount of upgrade, which has been deferred for years. The building is a historic structure that contributes to the historic district.

| <b>Project Cost Estimates:</b> |                                    | <b>FY 2023</b> | <b>Future FY</b> |
|--------------------------------|------------------------------------|----------------|------------------|
|                                | <b>Design &amp; Permitting</b>     | \$70,000       | \$94,308         |
|                                | <b>Construction or Acquisition</b> | \$570,000      | \$785,900        |
|                                | <b>Project Management</b>          | \$34,000       | \$47,154         |
|                                | <b>Project Contingency</b>         | \$57,000       | \$78,590         |
|                                | <b>All Other Cost</b>              | \$31,500       | \$93,900         |
|                                | <b>Total Project Cost</b>          | \$762,500      | \$1,099,852      |


**Basis for Cost Estimates:** In-house Architect Estimate

|  |             |                                       |   |                              |   |
|--|-------------|---------------------------------------|---|------------------------------|---|
| <b>Project Estimated Completion Date:</b> FY 2025    |             | <b>Design &amp; Permit (months)</b>   | 6 | <b>Construction (months)</b> | 6 |
| <b>Cost/Description FY 2023 and Follow-On Years:</b> |             |                                       |   |                              |   |
| <b>Fiscal Year</b>                                   | <b>Cost</b> | <b>Project Description/Components</b> |   |                              |   |

|             |           |  |
|-------------|-----------|--|
| <b>2023</b> | \$762,500 | Steam heat conversion to hot water and boiler installation |
| <b>2024</b> | \$634,129 | Interior restoration to remainder of building              |
| <b>2025</b> | \$397,303 | Complete window replacement                                |
| <b>2026</b> | \$68,420  | Attic insulation   |

**Source of Funding:** Capital Trust Fund Reserves and/or Bond Issue, but portions of this project may be eligible for Community Preservation Funding

**Operating Budget Impact now or in future:** There would be a continuation of existing services, but anticipated reduced routine maintenance cost.

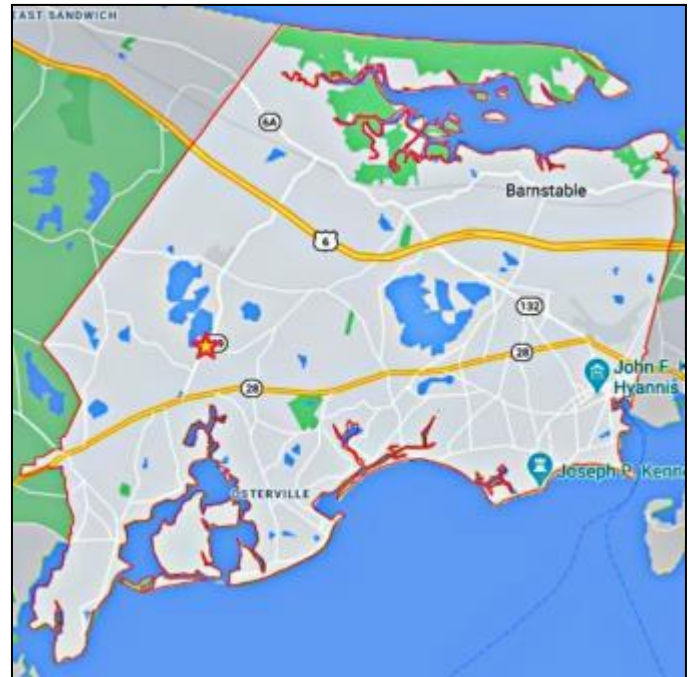


Centerville Recreation Building

**Project Working Title:** Hamblin Pond Bathhouse and Site Improvements

**Project Location:** 415 Route 149, Marstons Mills, MA 02648

**Project Description:** This project revitalizes Habmlin Pond Park. FY23 funding allows for the design and permitting for the park. The scope of work will include but may not be limited to: (a) demolish the existing bathhouse and construct a new, larger bathhouse which meets current building code and accessibility requirements and recreational programming needs; (b) install a new pavilion with outdoor showers, picnic tables, benches, landscaping, and associated amenities; (c) restore beach frontage along the entire shoreline of the property and improve the beach elevation and width; (d) reconfigure and pave the parking area, constructing accessible walkway(s) to the beach and picnic areas (e) Repave the access drive, installing a new gate, improving drainage, storm water management and erosion controls, and associated infrastructure improvements.



**Project Justification:** A comparison of historical and current aerial photos shows that the beach at Hamblin Pond is less than half the size it was 50 years ago due to encroaching vegetation. The increasing frequency of high intensity rainstorms in recent years has caused substantial erosion on the site, creating hazardous ruts, the need for substantially more maintenance, and potential impacts to natural resources. The bathhouse is outdated and does not meet current standards or the needs of the recreation department. The site lacks accessible facilities, lacks clear delineation of areas where vehicles are off-limits, and lacks additional amenities beachgoers expect to have. Picnic areas are unorganized with pitched tables. The project will address these and other deficiencies to improve public safety, access, and enjoyment of this resident-only freshwater beach. A separate Capital Improvement Plan will fund a playground at this location.

**Impact of Denial/Postponement:** The condition of the property will continue to deteriorate, resulting in escalating maintenance costs, reduced utility, and lower public satisfaction.

| <b>Project Cost Estimates:</b> |                                    | <b>FY 2023</b> | <b>Future FY</b> |
|--------------------------------|------------------------------------|----------------|------------------|
|                                | <b>Design &amp; Permitting</b>     | \$210,000      | -                |
|                                | <b>Construction or Acquisition</b> | -              | \$1,320,000      |
|                                | <b>Project Management</b>          | \$60,000       | \$60,000         |
|                                | <b>Project Contingency</b>         | \$45,000       | \$250,000        |
|                                | <b>Total Project Cost</b>          | \$315,000      | \$1,630,000      |


**Basis for Cost Estimates:** Department of Public Works Engineering

| <b>Project Estimated Completion Date: FY 2024</b>    |             | <b>Design &amp; Permit (months)</b>   | 12 | <b>Construction (months)</b> | 12 |
|--|-------------|---------------------------------------|----|------------------------------|----|
| <b>Cost/Description FY 2023 and Follow-On Years:</b> |             |                                       |    |                              |    |
| <b>Fiscal Year</b>                                   | <b>Cost</b> | <b>Project Description/Components</b> |    |                              |    |
| <b>2023</b>  | \$315,000   | Design & Permitting                   |    |                              |    |
| <b>2024</b>  | \$1,630,000 | Construction                          |    |                              |    |

**Source of Funding:** Capital Trust Fund Reserves and/or Bond Issue.



**Operating Budget Impact now or in future:** There is currently an annual effort to repair eroded grading and water infiltration into the pond.



Hamblin Pond Bathhouse and Site

**Project Working Title:** Osterville Playground

**Project Location:** 93 1st Ave Osterville, MA 02655

**Project Description:** Installation of new playground equipment, playground surfacing, shade structure, patio and benches, sidewalk, retaining wall, bottle filling station, fence and expanding parking.

**Project Justification:** In 2016 it was determined that elements of the existing site had reached the end of their useful life. The old playground was no longer safe and removed. The existing tennis courts had failed to the point where they could not be repaired. The bay school was not salvageable. Funds were appropriated to demolish and redesign the site. New tennis courts have been installed. A new softball field is under construction. The current request for playground funding continues the effort to revitalize the site.

**Impact of Denial/Postponement:** Momentum of site restoration will be lost.



| <b>Project Cost Estimates:</b> |                                    | <b>FY 2023</b> | <b>Future FY</b> |
|--------------------------------|------------------------------------|----------------|------------------|
|                                | <b>Design &amp; Permitting</b>     | \$108,107      | -                |
|                                | <b>Construction or Acquisition</b> | \$1,081,069    | -                |
|                                | <b>Project Management</b>          | \$54,053       | -                |
|                                | <b>Project Contingency</b>         | \$108,107      | -                |
|                                | <b>All Other Cost</b>              | \$1,000        | -                |
|                                | <b>Total Project Cost</b>          | \$1,352,336    | -                |

**Basis for Cost Estimates:** In-house Estimate

|  |             |                                       |   |                              |   |
|--|-------------|---------------------------------------|---|------------------------------|---|
| <b>Project Estimated Completion Date:</b> -          |             | <b>Design &amp; Permit (months)</b>   | - | <b>Construction (months)</b> | - |
| <b>Cost/Description FY 2023 and Follow-On Years:</b> |             |                                       |   |                              |   |
| <b>Fiscal Year</b>                                   | <b>Cost</b> | <b>Project Description/Components</b> |   |                              |   |
| 2023   | \$1,352,336 | Design And Construction               |   |                              |   |

**Source of Funding:** Capital Trust Fund Reserves and/or Bond Issue.

**Operating Budget Impact now or in future:** Future routine maintenance can be anticipated.



**Project Working Title:** Veterans Park Improvements – Parking Improvements

**Project Location:** 480 Ocean St, Hyannis, MA 02601

**Project Description:** GPI landscape architects spent a year working with the community and town officials to develop schematic designs to improve Veterans Park. Recommended improvements included parking and traffic flow pattern changes, the creation and organization of memorial spaces, concession, seating, and performance spaces, protection of the wooded picnic areas, boardwalk, and replacement of bathhouses, creation of changing rooms, and expansion of lifeguard facilities. The project has been broken into four phases of renovation consisting of parking improvements, bathhouse replacement, terrace installation, and boardwalk construction.



**Project Justification:** Veterans Park serves as a picnic area for beachgoers, a playground for children, and as a memorial area for reverence and reflection. The Town of Barnstable owns and operates the park and recognizes that a variety of capital improvements and upgrades are required. Significant issues and design elements that require attention include, pedestrian / automobile conflicts, clarification/separation of uses, pedestrian circulation, safe drop-off areas, and emergency / maintenance access and amenity enhancements. The existing toilet facilities are out dated and are in need of replacement.

**Impact of Denial/Postponement:** The park will continue to operate in its existing state. Facilities will continue to age and not properly serve the public.

| Project Cost Estimates:   |                             | FY 2023            | Future FY   |
|---------------------------|-----------------------------|--------------------|-------------|
|                           | Design & Permitting         | \$174,817          | \$494,688   |
|                           | Construction or Acquisition | \$1,748,170        | \$4,946,880 |
|                           | Project Management          | \$52,445           | \$167,577   |
|                           | Project Contingency         | \$124,900          | \$494,688   |
|                           | All Other Cost              | \$40,000           | \$40,000    |
| <b>Total Project Cost</b> | <b>\$2,140,332</b>          | <b>\$6,143,833</b> |             |

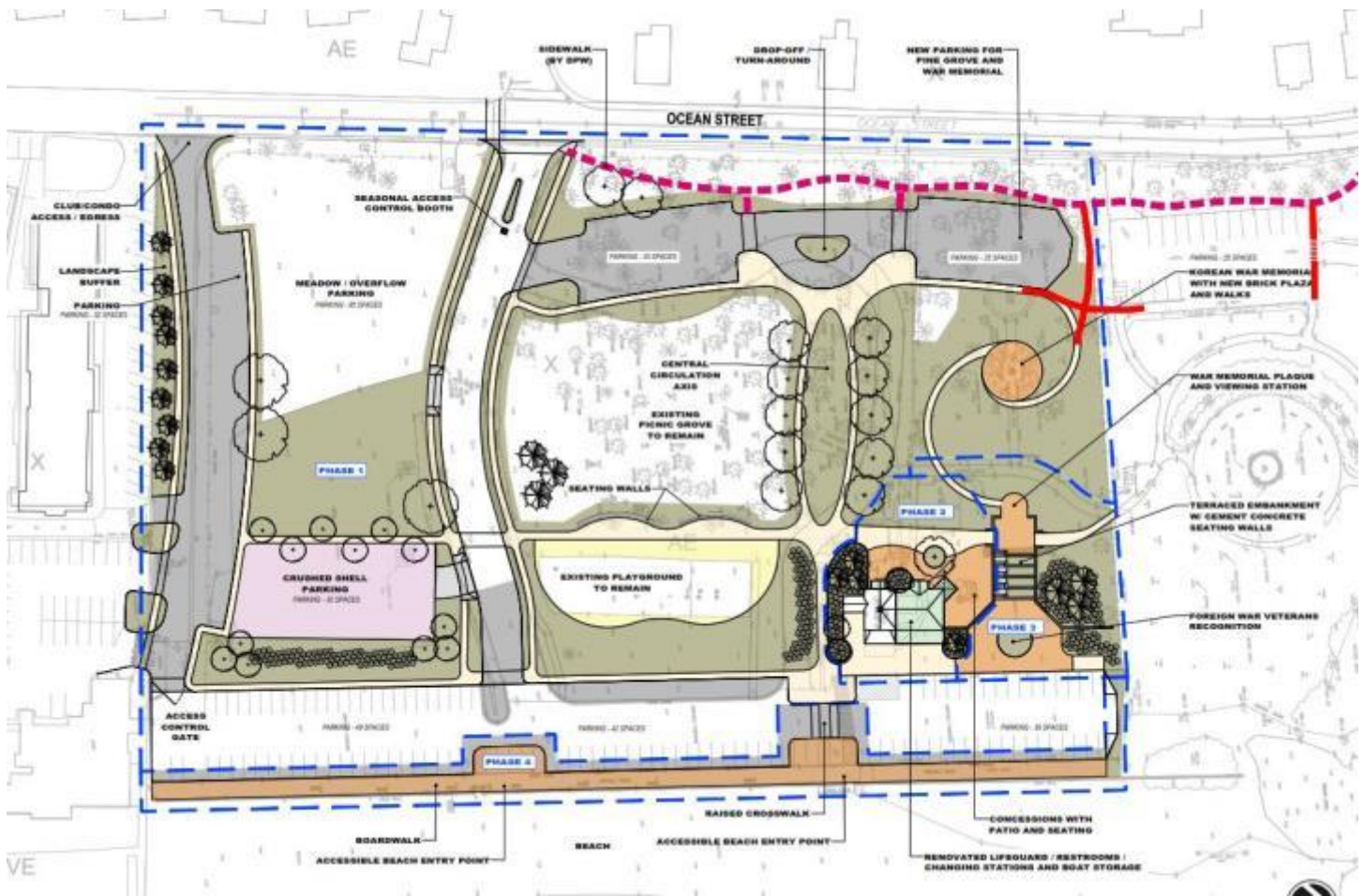
**Basis for Cost Estimates:** Consulting Architect and in-house estimate

| Project Estimated Completion Date: FY 2026    |             | Design & Permit (months)          | 12 | Construction (months) | 12 |
|---|-------------|-----------------------------------|----|-----------------------|----|
| Cost/Description FY 2023 and Follow-On Years: |             |                                   |    |                       |    |
| Fiscal Year                                   | Cost        | Project Description/Components    |    |                       |    |
| 2023  | \$2,140,332 | Parking Improvements              |    |                       |    |
| 2024  | \$3,429,948 | Bathhouse Improvements            |    |                       |    |
| 2025  | \$873,178   | Terrace & Memorial Improvements   |    |                       |    |
| 2026  | \$1,840,707 | Boardwalk Design And Installation |    |                       |    |

**Source of Funding:** Capital Trust Fund Reserves and/or Bond Issue, however, construction is eligible for Community Preservation Funding.



Operating Budget Impact now or in future: Future routine maintenance will be required.



Veterans Park and Schematics

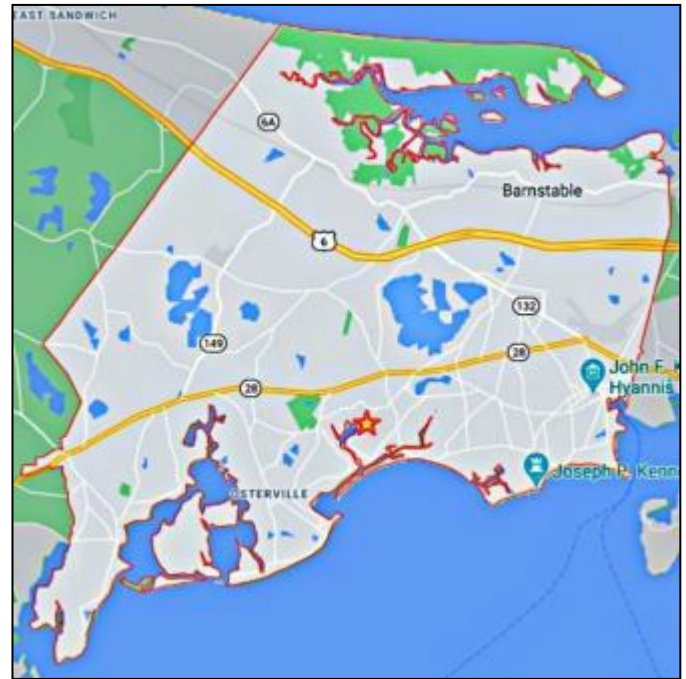
**Project Working Title:** Centerville Tennis Courts

**Project Location:** Bay Ln Barnstable, MA 02632

**Project Description:** This project will demolish the old asphalt tennis courts and replace them with two new post-tension concrete tennis courts with surrounding chain link fences and gates.

**Project Justification:** The asphalt courts at Bay Lane have failed. Attempts to repair cracks three years ago were unsuccessful as the asphalt continues to degrade. We have found that new asphalt courts are failing with-in 7 to 8 years. The post tension courts are about 30% more expensive than asphalt courts but are guaranteed for a minimum of 20 years. Therefore, with a 30% more investment the courts are guaranteed to last three times a long.

**Impact of Denial/Postponement:** Courts are cracking and at some point will not be usable.



| Project Cost Estimates:     |                     | FY 2023          | Future FY        |
|-----------------------------|---------------------|------------------|------------------|
|                             | Design & Permitting |                  | \$54,000         |
| Construction or Acquisition |                     | \$545,000        | \$512,030        |
| Project Management          |                     | \$43,500         | -                |
| Project Contingency         |                     | \$54,300         | -                |
| <b>Total Project Cost</b>   |                     | <b>\$696,800</b> | <b>\$512,030</b> |

**Basis for Cost Estimates:** In-house Estimate

| <b>Project Estimated Completion Date: FY 2025</b>    |           | <b>Design &amp; Permit (months)</b> | 6 | <b>Construction (months)</b> | 8 |
|--|-----------|-------------------------------------|---|------------------------------|---|
| <b>Cost/Description FY 2023 and Follow-On Years:</b> |           |                                     |   |                              |   |
| Fiscal Year  | Cost      | Project Description/Components      |   |                              |   |
| 2023   | \$696,800 | Design and Construction             |   |                              |   |
| 2024   | \$512,030 | Construction                        |   |                              |   |

**Source of Funding:** Capital Trust Fund Reserves and/or Bond Issue. Portions of this project may be eligible for Community Preservation Funding

**Operating Budget Impact now or in future:** An existing facility will be fully utilized





Centerville Tennis Courts



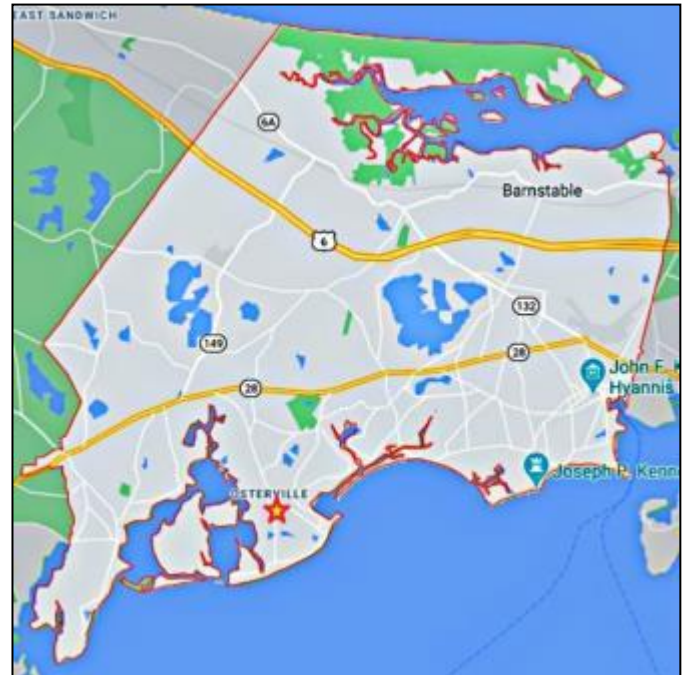
**Project Working Title:** Osterville Recreation Building Construction

**Project Location:** 93 1st Ave Osterville, MA 02655

**Project Description:** Construction of a new recreation building in Osterville

**Project Justification:** The existing recreation building and site elements have reached the end of their useful life and are beyond repair. New building plans have been developed and approved by the Osterville Civic Association. Funds were appropriated in FY17 for demolition of the Bay School and recreation building. The Bay School building has been demolished and two new tennis courts constructed in its location. Construction of the new softball field is in progress. This request continues the process of restoring the site and constructing a new facility

**Impact of Denial/Postponement:** Usefulness of the existing recreation building will eventually be lost.



| Project Cost Estimates: |                             | FY 2023 | Future FY           |
|-------------------------|-----------------------------|---------|---------------------|
|                         | Construction or Acquisition | -       | \$11,057,253        |
|                         | Project Management          | -       | \$110,573           |
|                         | Project Contingency         | -       | \$1,105,725         |
|                         | All Other Cost              | -       | \$30,000            |
|                         | <b>Total Project Cost</b>   | -       | <b>\$12,303,551</b> |

**Basis for Cost Estimates:** Professional design development estimate

|  |              |                                       |   |                              |    |
|--|--------------|---------------------------------------|---|------------------------------|----|
| <b>Project Estimated Completion Date: FY 2027</b>    |              | <b>Design &amp; Permit (months)</b>   | 8 | <b>Construction (months)</b> | 18 |
| <b>Cost/Description FY 2023 and Follow-On Years:</b> |              |                                       |   |                              |    |
| <b>Fiscal Year</b>                                   | <b>Cost</b>  | <b>Project Description/Components</b> |   |                              |    |
| 2023   | -            | -                                     |   |                              |    |
| 2024   | \$12,303,551 | Construction                          |   |                              |    |

**Source of Funding:** Capital Trust Fund Reserves and/or Bond Issue.

**Operating Budget Impact now or in future:** A full time custodian would be required to clean the facility.



Osterville Recreation Building & Design

**Project Working Title:** Joshua's Pond Handicap Accessibility and Beach Improvements

**Project Location:** 290 Tower Hill Rd Osterville, MA 02655

**Project Description:** The project will fund design and permitting to construct a handicapped accessible ramp from the parking lot to the beach, stabilize the embankment between the parking lot and the beach, and enhance the beach by increasing its area and elevation with respect to fluctuating water levels.

**Project Justification:** Some residents have requested a ramp to the beach as access is currently limited to stairs down a steep embankment. In addition, during 2018 the pond level rose several feet higher than normal, submerging the beach, causing the stairs to separate, and creating large cracks in the mortared stone armoring on the embankment. These issues significantly limit recreational use of the beach and recreational programming such as swimming lessons. The ramp and beach improvements will complement improvements to the access drive and parking lot completed in 2017, allowing more utilization and enjoyment of this resident-only freshwater beach.



**Impact of Denial/Postponement:** Continuing the liability of user groups attempting to use the inadequate infrastructure to traverse onto the beach safely, and the possibility that the beach may have to be closed for public safety due to the compromised slope armoring.

| <b>Project Cost Estimates:</b> |                                    | <b>FY 2023</b> | <b>Future FY</b> |
|--------------------------------|------------------------------------|----------------|------------------|
|                                | <b>Design &amp; Permitting</b>     | \$250,000      | -                |
|                                | <b>Construction or Acquisition</b> | -              | \$1,350,000      |
|                                | <b>Project Management</b>          | \$25,000       | \$25,000         |
|                                | <b>Project Contingency</b>         | -              | \$125,000        |
|                                | <b>Total Project Cost</b>          | \$275,000      | \$1,500,000      |

**Basis for Cost Estimates:** Department of Public Works Engineering

| <b>Project Estimated Completion Date: FY 2024</b>    |             | <b>Design &amp; Permit (months)</b>   | 12 | <b>Construction (months)</b> | 12 |
|--|-------------|---------------------------------------|----|------------------------------|----|
| <b>Cost/Description FY 2023 and Follow-On Years:</b> |             |                                       |    |                              |    |
| <b>Fiscal Year</b>                                   | <b>Cost</b> | <b>Project Description/Components</b> |    |                              |    |
| <b>2023</b>  | \$275,000   | Design & Permitting                   |    |                              |    |
| <b>2024</b>  | \$1,500,000 | Construction                          |    |                              |    |

**Source of Funding:** Capital Trust Fund Reserves and/or Bond Issue. Portions of the project may be eligible for CPC funds.

**Operating Budget Impact now or in future:** N/A





Joshua's Pond

**Project Working Title:** Covell’s Beach House Improvements

**Project Location:** 857 Craigville Beach Rd, Centerville, MA 02632

**Project Description:** Vineyard Wind Phase I host agreement improvements to layout and access are required.

**Project Justification:** Covell’s beach is heavily used, and the beach house is undersized. This project will make layout and accessibility improvements to the building.

**Impact of Denial/Postponement:** Opportunity to provide improvements to the beach facilities in conjunction with the Vineyard Wind project will be lost.



| Project Cost Estimates: |                             | FY 2023         | Future FY |
|-------------------------|-----------------------------|-----------------|-----------|
|                         | Design & Permitting         | \$6,000         | -         |
|                         | Construction or Acquisition | \$59,800        | -         |
|                         | Project Management          | \$6,200         | -         |
|                         | Project Contingency         | \$6,000         | -         |
|                         | All Other Cost              | \$2,000         | -         |
|                         | <b>Total Project Cost</b>   | <b>\$80,000</b> | <b>-</b>  |

**Basis for Cost Estimates:** In-house Estimate

| <b>Project Estimated Completion Date: FY 2025</b>    |          | <b>Design &amp; Permit (months)</b> | 6 | <b>Construction (months)</b> | 8 |
|--|----------|-------------------------------------|---|------------------------------|---|
| <b>Cost/Description FY 2023 and Follow-On Years:</b> |          |                                     |   |                              |   |
| Fiscal Year  | Cost     | Project Description/Components      |   |                              |   |
| 2023   | \$80,000 | Design and Construction             |   |                              |   |

**Source of Funding:** Capital Trust Fund Reserves and/or Bond Issue. Portions of the project may be eligible for CPC funds.

**Operating Budget Impact now or in future:** An existing facility will be more fully utilized





Covell's Beach



**Project Working Title:** Beach Parking Lot Rehabilitation - Craigville Beach

**Project Location:** 997 Craigville Beach Rd, Centerville, MA 02632

**Project Description:** Project would resurface (level and overlay) re-striping the westerly half of the parking lot at Craigville Beach.

**Project Justification:** The existing pavement has deteriorated such that rehabilitation is necessary. In some places, the pavement condition may be difficult or unsafe for some pedestrians. The eastern half of the parking lot was overlaid in spring 2020. This request is for a level and overlay of the remainder of the parking lot.

**Impact of Denial/Postponement:** The parking lot will deteriorate further resulting in the need for more complete reconstruction. The facility will not properly serve the thousands of annual visitors to the beach. Potential safety issues may develop for motorists and pedestrians using the parking lot.



| <b>Project Cost Estimates:</b> |                                    | <b>FY 2023</b> | <b>Future FY</b> |
|--------------------------------|------------------------------------|----------------|------------------|
|                                | <b>Construction or Acquisition</b> | -              | \$210,000        |
|                                | <b>Project Management</b>          | -              | \$5,000          |
|                                | <b>Project Contingency</b>         | -              | \$20,000         |
|                                | <b>Total Project Cost</b>          | -              | \$235,000        |

**Basis for Cost Estimates:** Department of Public Works Engineering

| <b>Project Estimated Completion Date: FY 2024</b>    |             | <b>Design &amp; Permit (months)</b>   | 3 | <b>Construction (months)</b> | 6 |
|--|-------------|---------------------------------------|---|------------------------------|---|
| <b>Cost/Description FY 2023 and Follow-On Years:</b> |             |                                       |   |                              |   |
| <b>Fiscal Year</b>                                   | <b>Cost</b> | <b>Project Description/Components</b> |   |                              |   |
| <b>2023</b>  | -           | -                                     |   |                              |   |
| <b>2024</b>  | \$235,000   | Construction                          |   |                              |   |

**Source of Funding:** The Vineyard Wind Amended Host Agreement requires Vineyard Wind to resurface the parking lot if the property is used as the landing site for the project.

**Operating Budget Impact now or in future:** Parking lots are already maintained through the existing operating budget.



Craigville Beach Parking Lot

# Public Works General Fund Project Descriptions

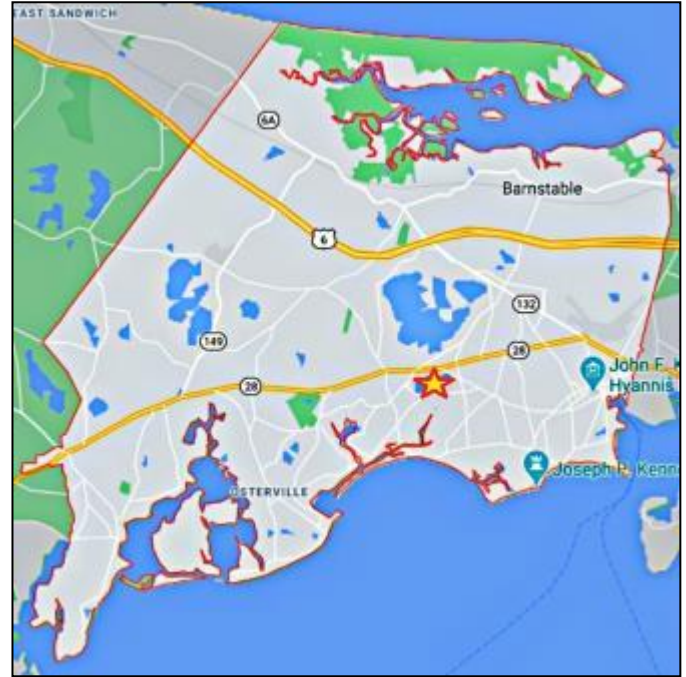
**PROJECT: DPW-23**

**DEPARTMENT PRIORITY: 6 of 56**

**Project Working Title:** Pond Solution Permitting and Implementation – Permitting and Implementation

**Project Location:** Various Locations – FY23 request for Long Pond, Marstons Mills

**Project Description:** This project will fund the permitting and implementation of freshwater pond improvement projects to remediate nutrient and cyanobacteria problems in the ponds and lakes. The project will follow the development of Freshwater Management Plan Reports prepared under a separate CIP, which will provide recommendations and cost estimates for restoring pond water quality.



This is anticipated to be a recurring project to address freshwater quality improvements throughout the Town of Barnstable. The FY23 request will fund the permitting for Long Pond (MM) management plan solution permitting and implementation.

**Project Justification:** Following the presentation of Management Plan Report, this project will fund implementation of identified solutions for restoring pond and lake water quality. Potential solutions may include, but are not limited to alum treatment, aeration, updraft systems, etc., and will need to consider other factors such as endangered species, etc. Each pond management plan will present solutions relative to improving its respective water quality.

**Impact of Denial/Postponement:** Appropriate solutions to manage ponds will not be realized, water quality in ponds will not improve, and the risk of toxic cyanobacteria blooms will remain, resulting in continued beach/pond closures through the Town.

| Project Cost Estimates:   |                     | FY 2023          | Future FY        |
|---------------------------|---------------------|------------------|------------------|
|                           | Design & Permitting |                  | \$15,000         |
| Solution Implementation   |                     | \$110,000        | \$438,000        |
| Project Management        |                     | \$5,000          | \$20,000         |
| Project Contingency       |                     | \$20,000         | \$80,000         |
| <b>Total Project Cost</b> |                     | <b>\$150,000</b> | <b>\$600,000</b> |

**Basis for Cost Estimates:** Estimated based on average costs of pond management solution implementations and permitting provided by SMAST.

|  |             |                                       |    |                              |    |
|--|-------------|---------------------------------------|----|------------------------------|----|
| <b>Project Estimated Completion Date:</b> -          |             | <b>Design &amp; Permit (months)</b>   | 12 | <b>Construction (months)</b> | 24 |
| <b>Cost/Description FY 2023 and Follow-On Years:</b> |             |                                       |    |                              |    |
| <b>Fiscal Year</b>                                   | <b>Cost</b> | <b>Project Description/Components</b> |    |                              |    |
| 2023   | \$150,000   | Long Pond MM Solution Implementation  |    |                              |    |
| 2024   | \$150,000   | TBD                                   |    |                              |    |
| 2025   | \$150,000   | TBD                                   |    |                              |    |
| 2026   | \$150,000   | TBD                                   |    |                              |    |



|      |           |     |
|------|-----------|-----|
| 2027 | \$150,000 | TBD |
|------|-----------|-----|

**Source of Funding:** Capital Trust Fund Reserves and/or Bond Issue. Potential grants will be pursued. Potential grants include: MA DEP – Section 319 Implementation Grant and SNEP Grant.

**Operating Budget Impact now or in future:** N/A



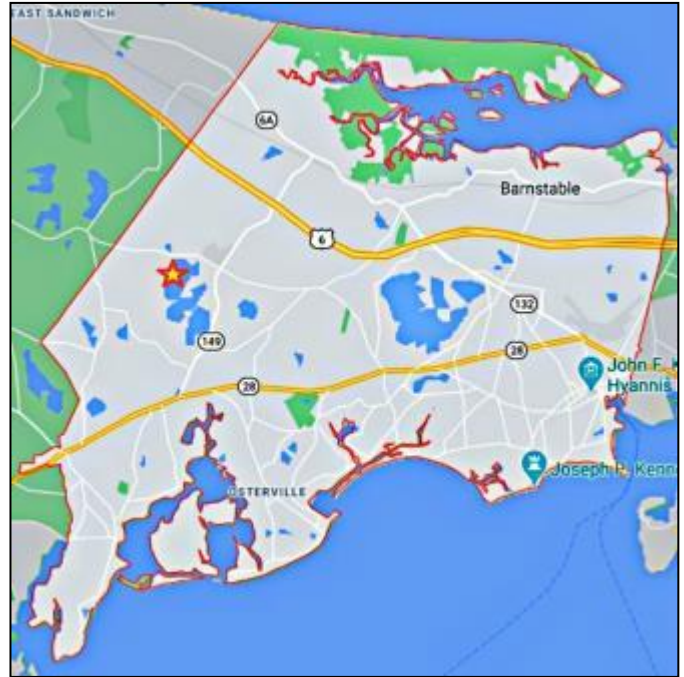
Long Pond Marstons Mills, cyanobacteria picture featured on Boston news channel 5 on 7/9/2020

**Project Working Title:** Mystic Lake Alum Treatment

**Project Location:** Mystic Lake, Marstons Mills, Barnstable, MA 02648

**Project Description:** This project will fund the permitting and treatment of Mystic Lake with alum, including associated water quality monitoring before, during, and after the treatment. Alum (aluminum sulfate) application must be permitted through the local conservation commission and will require additional permits to ensure environmental conditions remain safe for wildlife, including endangered species. Water quality samples will be measured before, during and after treatment to ensure safe implementation and tracking of water quality improvements associated with the alum treatment.

**Project Justification:** Mystic Lake was treated with alum in the Fall of 2010, after experiencing two cyanobacteria blooms that resulted in the death of over 2 million mussels, including some endangered species. The National Heritage of Endangered Species Program (NHESP) restricted the alum treatment to less than what was originally proposed to control phosphorus release from the sediments of Mystic Lake. Water quality evaluations completed since 2011 have found that the 2010 alum treatment resulted in reduced phosphorus concentrations in the bottom water, but not as much as desired, based on periodic lower water clarity and occasional visible cyanobacteria accumulations. A report commissioned by the Indian Ponds Association recommends another alum treatment for Mystic Lake (Mystic Lake Status Update 2020 by Water Resource Services, Inc.).



**Impact of Denial/Postponement:** Phosphorus levels will not decrease without management. Management of the pond and or watershed needs to be performed in order to maintain low phosphorus levels and prevent the occurrence of cyanobacteria.

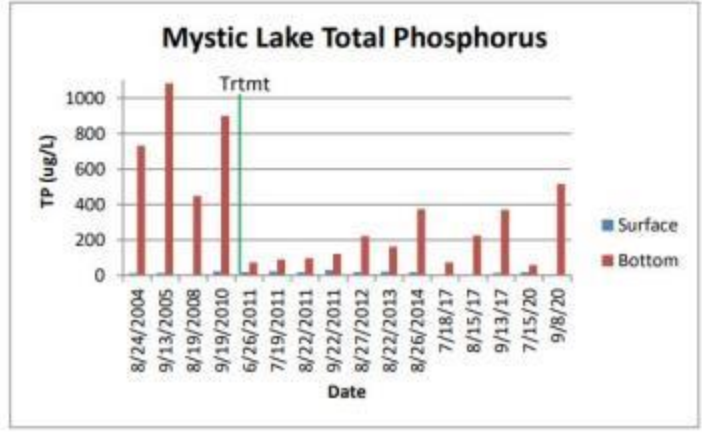
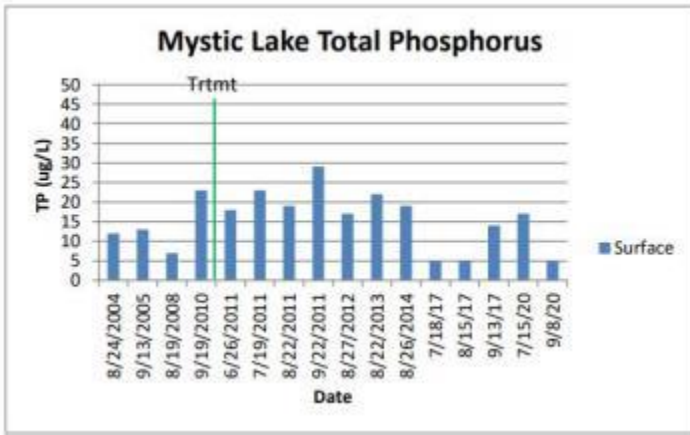
| <b>Project Cost Estimates:</b> |                                      | <b>FY 2023</b> | <b>Future FY</b> |
|--------------------------------|--------------------------------------|----------------|------------------|
|                                | <b>Design</b>                        | \$10,000       | -                |
|                                | <b>Permitting and Implementation</b> | \$130,000      | -                |
|                                | <b>Monitoring</b>                    | \$10,000       | -                |
|                                | <b>Project Contingency</b>           | \$25,000       | -                |
|                                | <b>Total Project Cost</b>            | \$175,000      | -                |

**Basis for Cost Estimates:** Costs based on consultant estimate.

|  |             |  |   |                              |   |
|--|-------------|--|---|------------------------------|---|
| <b>Project Estimated Completion Date:</b> FY 2023    |             | <b>Design &amp; Permit (months)</b>                                  | 3 | <b>Construction (months)</b> | 1 |
| <b>Cost/Description FY 2023 and Follow-On Years:</b> |             |  |   |                              |   |
| <b>Fiscal Year</b>                                   | <b>Cost</b> | <b>Project Description/Components</b>                                |   |                              |   |
| 2023   | \$175,000   | Permitting, Alum Treatment, and Follow-Up Monitoring for Mystic Lake |   |                              |   |

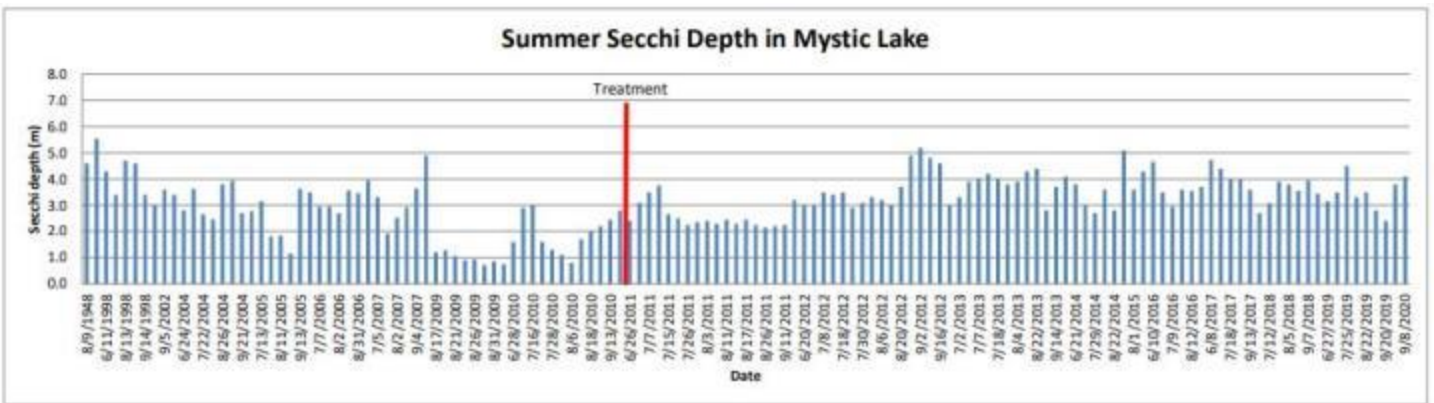
**Source of Funding:** Capital Trust Fund Reserves and/or Bond Issue.

**Operating Budget Impact now or in future:** N/A



Mystic Lake surface summer phosphorus data for selected summer dates. Mystic Lake Status Update 2020 Report.

Mystic Lake bottom summer phosphorus data for selected summer dates. Mystic Lake Status Update 2020 Report.



Historical summer secchi disk transparency record for Mystic Lake. Mystic Lake Status Update 2020 by WRS, Inc.



Mystic Lake. Taken July 2021.

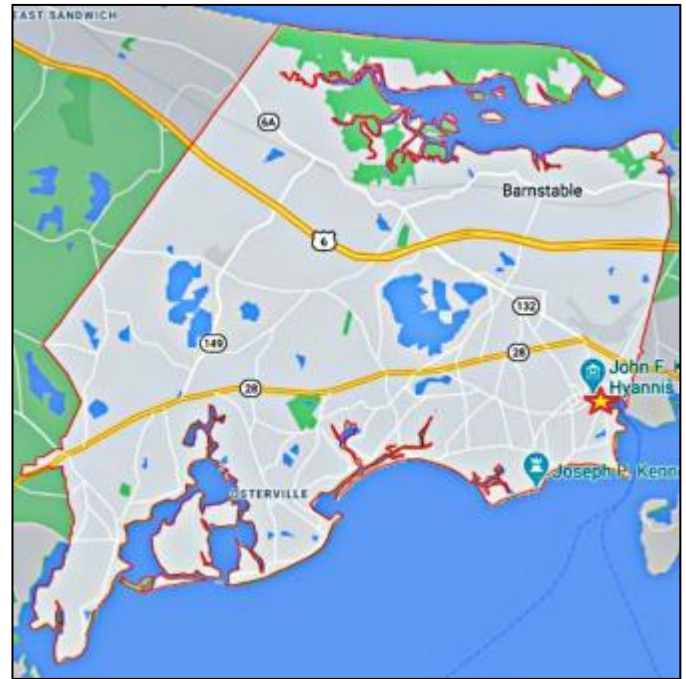


**Project Working Title:** Armory Building Improvements - Construction

**Project Location:** 225 South St, Hyannis, MA 02601

**Project Description:** This project will fund the complete restoration of the Armory. The project will convert the armory from its existing state into a totally renovated space that houses the Executive and Legislative Branches of Town Government including: Town Manager’s Offices, Legal Offices, Community Services Department Head/Director of Communications, Town Council Offices, and the Town Council Hearing Room

The project will result in 6,000 square feet of new office space, 4,600 square feet of meeting area with a new 250 seat Town Council Hearing Room with modern communications, Modern Conference Room/Executive Emergency Operations Center, One Level ADA access to Town Manager, Town Council offices, and hearing room. This project would preserve of a historically significant structure in a way that the public can use and enjoy. Design and hazardous materials remediation was funded in FY19.



**Project Justification:** There has been a long, unsuccessful, history trying to find a suitable tenant for this facility, with one of the main deterrents being its existing condition. This project changes direction and leverages its unique location (adjacent to existing Town Campus) to provide key Town offices that are one level, ADA friendly, and easily accessible by the public. The remainder of Town Hall can then have additional security measures placed on it to protect those employees that do not need routine public access. If the Town elected to not pursue this project but instead demolished the facility that has been estimated to cost approximately \$1,500,000. Funds for this project would be leveraged in the following manner:

|   |             |
|---|-------------|
| Community Historic Preservation Funding (exterior restoration): | \$2,000,000 |
| Sale of 200 Main Street:  | \$2,000,000 |
| Massachusetts State Funding (Voted on by the state)             | \$1,600,000 |
| Community Improvement Funding                                   | \$2,000,000 |

President-elect John F. Kennedy gave his victory speech at the Hyannis Armory on November 9, 1960. The morning he learned he had been elected. The building is on the Kennedy legacy trail, which is an important tourist activity in Hyannis. This project will preserve the location of that event.

**Impact of Denial/Postponement:** The building is in a moderate state of decay. Roofing elements are beginning to leak; the interior environment will continue to deteriorate if money is not put into repairs. Exterior masonry will continue to degrade. Costs of repairs will increase.

| Project Cost Estimates: |                             | FY 2023     | Future FY |
|-------------------------|-----------------------------|-------------|-----------|
|                         | Construction or Acquisition | \$6,834,000 | -         |
|                         | Project Management          | \$80,000    | -         |
|                         | Project Contingency         | \$685,000   | -         |
|                         | All Other Cost              | \$1,000     | -         |

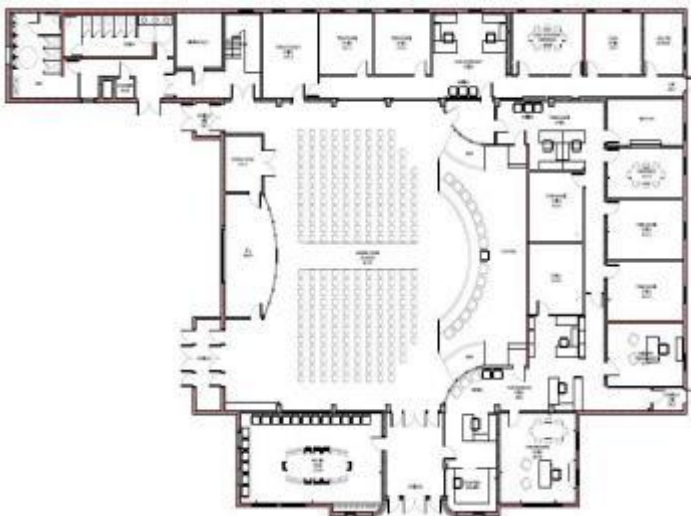
|  |                           |             |   |
|--|---------------------------|-------------|---|
|  | <b>Total Project Cost</b> | \$7,600,000 | - |
|--|---------------------------|-------------|---|

**Basis for Cost Estimates:** In-house Estimate

|  |             |                                       |   |                              |    |
|--|-------------|---------------------------------------|---|------------------------------|----|
| <b>Project Estimated Completion Date:</b> FY 2026    |             | <b>Design &amp; Permit (months)</b>   | 8 | <b>Construction (months)</b> | 10 |
| <b>Cost/Description FY 2023 and Follow-On Years:</b> |             |                                       |   |                              |    |
| <b>Fiscal Year</b>                                   | <b>Cost</b> | <b>Project Description/Components</b> |   |                              |    |
| 2023   | \$7,600,000 | Construction                          |   |                              |    |

**Source of Funding:** Capital Trust Fund Reserves and/or Bond Issue. Portions of this project are eligible for Community Preservation Funding.

**Operating Budget Impact now or in future:** This project replaces multiple elements of the building that would need to be repaired over time. This building will also require one custodian to maintain the building, increased utility charges to bring the building online.

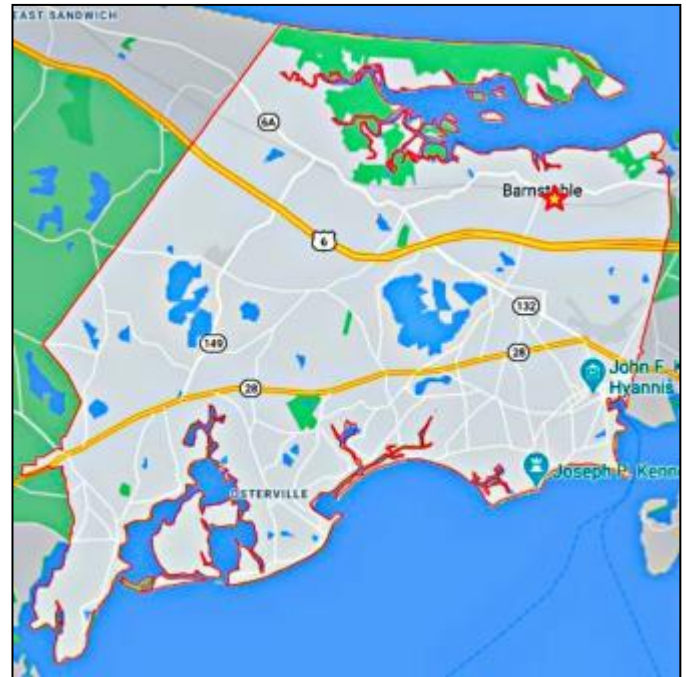


Armory Building and John F. Kennedy Acceptance Speech

**Project Working Title:** U.S. Custom House Interior Work Building Improvements

**Project Location:** 3353 Main St, Barnstable, MA 02630

**Project Description:** Designed by Ammi B. Young, the first architect of the U.S. Treasury Department, and erected in 1856, the building and site are in the process of phased restoration. Exterior restoration of the Custom House received the Massachusetts Historic Preservation award in 2017. This project continues the restoration of the Custom House by upgrading mechanical and plumbing systems, and provides compliant handicapped access and bathroom. This building is one of the few buildings listed in the State Building Code as a “House Museum.” and has a preservation restriction held by the Massachusetts Historic Commission.



**Project Justification:** This property contributes significantly to the historic character of the Village of Barnstable and the Old Kings Highway Historic District. It is currently a leased property and as such mechanical system condition responsibility falls on DPW. With exterior preservation work complete on the Custom House and associated Carriage House, work on the interior of the building is now necessary. The bathroom does not meet accessibility requirements and is in need of upgrades. Handicap ramp access does not meet code and needs to be addressed. The building still operates on an old outdated steam heat system, which needs to be upgraded, and the limited toilet facilities do not meet accessibility requirements. The wood handicapped access ramp is in need of repair.

**Impact of Denial/Postponement:** Continued deferred repair of the interior of this facility will contribute to its deterioration, and could ultimately result in an increase in repair costs, or require the emergency replacement of existing building systems in the future while limiting the public's use of the building.

| <b>Project Cost Estimates:</b> |                                    | <b>FY 2023</b> | <b>Future FY</b> |
|--------------------------------|------------------------------------|----------------|------------------|
|                                | <b>Design &amp; Permitting</b>     | \$46,761       | -                |
|                                | <b>Construction or Acquisition</b> | \$467,610      | -                |
|                                | <b>Project Management</b>          | \$37,409       | -                |
|                                | <b>Project Contingency</b>         | \$46,761       | -                |
|                                | <b>All Other Cost</b>              | \$8,000        | -                |
|                                | <b>Total Project Cost</b>          | \$606,541      | -                |

**Basis for Cost Estimates:** Architect-assisted in-house estimate

|  |             |                                       |   |                              |    |
|--|-------------|---------------------------------------|---|------------------------------|----|
| <b>Project Estimated Completion Date:</b> FY 2024    |             | <b>Design &amp; Permit (months)</b>   | 6 | <b>Construction (months)</b> | 10 |
| <b>Cost/Description FY 2023 and Follow-On Years:</b> |             |                                       |   |                              |    |
| <b>Fiscal Year</b>                                   | <b>Cost</b> | <b>Project Description/Components</b> |   |                              |    |
| 2023   | \$606,541   | Design and Construction               |   |                              |    |

**Source of Funding:** Capital Trust Fund Reserves and/or Bond Issue. Exterior elements may be eligible for community preservation funding.



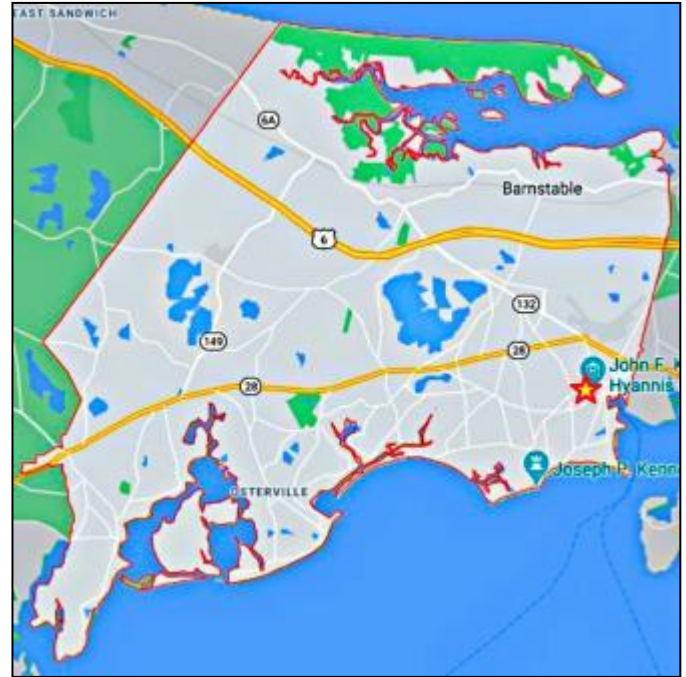
**Operating Budget Impact now or in future:** This project continues improvements on previously invested funds. Routine maintenance is anticipated to continue.



U.S. Custom House Interior

**Project Working Title:** Town Hall and School Administration Building Structural Repairs and Slate Roof Review

**Project Location:** 367 Main Street and 230 South Street, Hyannis MA 02601



**Project Description:** The masonry cleaning and sealing project at Town Hall and the School Administration Building revealed some movement in the masonry on the South West corner of the Town Hall. Further investigation found a new crack in the masonry in the attic that carried through all layers of masonry. This project would investigate the failure and install structural reinforcing to compensate. The slate roofs on both the Town Hall and School Administration Building are at a point where inspection and spot repairs are necessary.

**Project Justification:** During masonry cleaning and sealing a newly formed crack was found. Structural review of the condition revealed that the movement occurred through the entire width of masonry and could be seen in the attic. At the time, the condition was documented but funding did not allow and in-depth analysis and reinforcement design.

**Impact of Denial/Postponement:** Without action masonry structure will continue to deteriorate and further exacerbate the problems are the buildings.

| Project Cost Estimates: |                             | FY 2023          | Future FY |
|-------------------------|-----------------------------|------------------|-----------|
|                         | Design & Permitting         | \$25,000         | -         |
|                         | Construction or Acquisition | \$107,525        | -         |
|                         | Project Management          | \$20,000         | -         |
|                         | Project Contingency         | \$10,752         | -         |
|                         | All Other Cost              | \$10,000         | -         |
|                         | <b>Total Project Cost</b>   | <b>\$173,277</b> | -         |

**Basis for Cost Estimates:** In-house Estimate

|  |             |                                       |   |                              |   |
|--|-------------|---------------------------------------|---|------------------------------|---|
| <b>Project Estimated Completion Date:</b> FY 2025    |             | <b>Design &amp; Permit (months)</b>   | 6 | <b>Construction (months)</b> | 8 |
| <b>Cost/Description FY 2023 and Follow-On Years:</b> |             |                                       |   |                              |   |
| <b>Fiscal Year</b>                                   | <b>Cost</b> | <b>Project Description/Components</b> |   |                              |   |
| 2023   | \$173,277   | Design and Construction               |   |                              |   |

**Source of Funding:** Capital Trust Fund Reserves and/or Bond Issue. Portions of this project are eligible for Community Preservation Funding

**Operating Budget Impact now or in future:** May provide preventive maintenance after project be completed.

**Project Working Title:** Traffic Signal Equipment Improvements

**Project Location:** Town-wide

**Project Description:** This project would replace existing traffic signal equipment with improved technology in order to improve functionality of signalized intersections in Town. This project would develop a prioritization list of equipment repairs and begin to implement the highest priority repairs.

**Project Justification:** Much of the Town's traffic signal equipment is outdated technology, which is approaching the end of its useful life. Advancement in traffic signal equipment technology now exists which can improve traffic flow by improving signal functionality. Some of the Town's most critical intersections, such as Main Street at Old Colony Road, are lacking proper vehicle detection, and as a result, the signals do not adapt to traffic demand. Multiple signals are in need of new controllers and cabinets in order to improve communication between other signals and to allow for pedestrian signal improvements, for example to comply with accessibility requirements.

**Impact of Denial/Postponement:** Traffic signal equipment will continue to degrade. Traffic signal functionality and traffic flow will not be optimized to current standards.

| Project Cost Estimates: |                             | FY 2023          | Future FY        |
|-------------------------|-----------------------------|------------------|------------------|
|                         | Design & Permitting         | \$50,000         | \$25,000         |
|                         | Construction or Acquisition | \$175,000        | \$400,000        |
|                         | Project Management          | \$10,000         | \$25,000         |
|                         | Project Contingency         | \$10,000         | \$40,000         |
|                         | All Other Cost              | \$5,000          | \$10,000         |
|                         | <b>Total Project Cost</b>   | <b>\$250,000</b> | <b>\$500,000</b> |

**Basis for Cost Estimates:** Department of Public Works Engineering

| Project Estimated Completion Date: FY 2025           |           | Design & Permit (months)            | 6 | Construction (months) | 6 |
|--|-----------|-------------------------------------|---|-----------------------|---|
| <b>Cost/Description FY 2023 and Follow-On Years:</b> |           |                                     |   |                       |   |
| Fiscal Year  | Cost      | Project Description/Components      |   |                       |   |
| 2023   | \$250,000 | Evaluation, Design and Construction |   |                       |   |
| 2024   | -         | -                                   |   |                       |   |
| 2025   | \$250,000 | Design and Construction             |   |                       |   |
| 2026   | -         | -                                   |   |                       |   |
| 2027   | \$250,000 | Design and Construction             |   |                       |   |

**Source of Funding:** Capital Trust Fund Reserves and/or Bond Issue, and potential Chapter 90 funding.

**Operating Budget Impact now or in future:** New equipment would be expected to result in reduced man hours needed to be devoted to routine maintenance. Changes in electric costs are expected to be negligible.

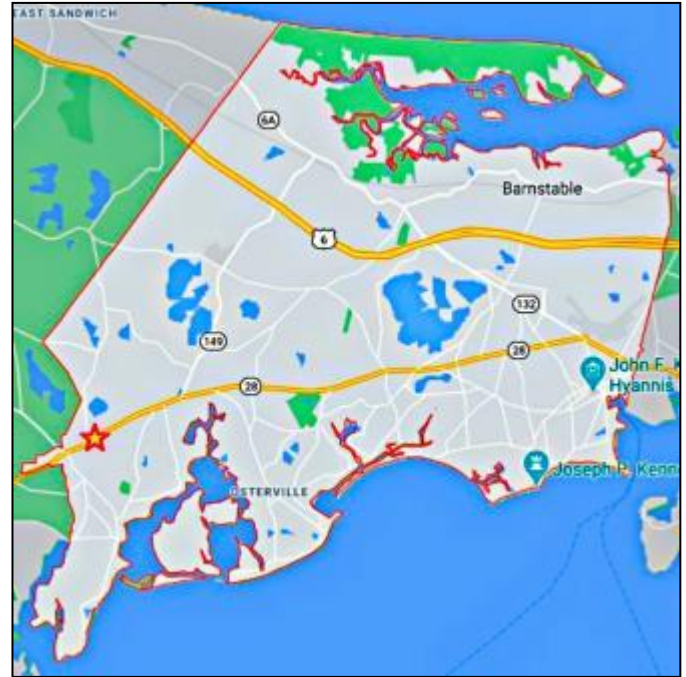


**Project Working Title:** Intersection Improvements at Rte. 28 & Santuit Newtown Rd - Design

**Project Location:** Intersection of Route 28 & Santuit Newtown Rd

**Project Description:** At the request of the Town, the Cape Cod Commission (CCC) is scheduled to complete a Road Safety Audit (RSA) in the Winter of 2021 at the intersection of Route 28 and Santuit Newtown Road. The RSA will identify safety issues and recommended improvements. This request would fund further evaluation and design of the recommended improvements at the intersection.

**Project Justification:** The intersection of Route 28 and Santuit Newtown Road is often congested, particularly in the summer months, and has many safety issues. A 2017 corridor study by the CCC recommended conducting a RSA at this intersection. Though Route 28 is a State Highway, as the project proponent, the Town is responsible for design of the recommended improvements. The Town will coordinate design efforts with MassDOT and submit the project for eligibility on the Transportation Improvement Program (TIP) for potential construction funding through MassDOT.



**Impact of Denial/Postponement:** Safety concerns and congestion will continue.

| Project Cost Estimates: |                             | FY 2023          | Future FY  |
|-------------------------|-----------------------------|------------------|------------|
|                         | Design & Permitting         | \$200,000        | -          |
|                         | Construction or Acquisition | -                | TBD        |
|                         | Project Management          | \$25,000         | -          |
|                         | Project Contingency         | \$25,000         | -          |
|                         | <b>Total Project Cost</b>   | <b>\$250,000</b> | <b>TBD</b> |

**Basis for Cost Estimates:** Department of Public Works Engineering

| Project Estimated Completion Date: FY 2025           |           | Design & Permit (months)       | 18 | Construction (months) | TBD |
|--|-----------|--------------------------------|----|-----------------------|-----|
| <b>Cost/Description FY 2023 and Follow-On Years:</b> |           |                                |    |                       |     |
| Fiscal Year  | Cost      | Project Description/Components |    |                       |     |
| 2023   | \$250,000 | Design and Permitting          |    |                       |     |

**Source of Funding:** Chapter 90 for Design. Project will be submitted for potential TIP Funding for construction. MassDOT may elect to take on design efforts after successful completion of design concepts / preliminary design. As Route 28 is a State Highway, construction is anticipated to be funded by MassDOT.

**Operating Budget Impact now or in future:** Advancing design concepts may prompt MassDOT to expedite prioritization of this project.



Intersection Improvements at Rte. 28 & Santuit Newtown Rd

**Project Working Title:** MS4 Municipal Separate Storm Sewer System Program

**Project Location:** Various – Town Wide

**Project Description:** This project will fund multiple studies/plans/reports, which are required for the Town of Barnstable to maintain compliance with the recent EPA National Pollution Discharge Elimination System Phase II Municipal Separate Storm Sewer Systems (MS4) Permit.

Previous CIP's (Year 4 of Permit) did include the following:

- Continue to update the storm system mapping
- SWPPP and IDDE plan updates
- Continue dry weather outfall sampling
- Phosphorus ID Report (Lovells Pond)
- Regulatory Assessment for LID and GI
- Inventory Municipal Properties for BMP Retrofits

FY 2023 CIP requirements will focus on:

- Cont. Stormwater Mapping and Investigations
- Phosphorus Source ID Report Continuation (Lovells Pond)
- Updated Notice of Intent
- BMP Design, Lovells Pond #1
- System Vulnerability Source Assessment #2

**Project Justification:** This project will successfully maintain compliance with MS4 Permitting requirements and improvements to water quality.

**Impact of Denial/Postponement:** Potential implementation of fines for non-permit compliance.

| Project Cost Estimates: |                           | FY 2023         | Future FY |
|-------------------------|---------------------------|-----------------|-----------|
|                         | Design & Permitting       | \$55,000        | -         |
|                         | Project Management        | \$10,000        | -         |
|                         | Project Contingency       | \$10,000        | -         |
|                         | <b>Total Project Cost</b> | <b>\$75,000</b> | <b>-</b>  |

**Basis for Cost Estimates:** Department of Public Works Engineering

| Project Estimated Completion Date: FY 2023    |          | Design & Permit (months)       | 12 | Construction (months) | - |
|---|----------|--------------------------------|----|-----------------------|---|
| Cost/Description FY 2023 and Follow-On Years: |          |                                |    |                       |   |
| Fiscal Year                                   | Cost     | Project Description/Components |    |                       |   |
| 2023  | \$75,000 | Study, Planning, Reports       |    |                       |   |

**Source of Funding:** Capital Trust Fund Reserves and/or Bond Issue. Potential grants available, particularly for implementation

**Operating Budget Impact now or in future:** Permit requirements require increased maintenance such as sweeping of roads, cleaning of catch basins and maintenance of BMP's installed on Town property. Increased maintenance costs for street sweeping and catch basin cleaning have been previously requested through Highway Ops Budget.



# Town of Barnstable, Massachusetts Stormwater Inventory Map

**Map Legend**

**Land Use Codes**

- 1. Water
- 2. Wetland
- 3. Forest
- 4. Agriculture
- 5. Pasture
- 6. Open Space
- 7. Residential
- 8. Commercial
- 9. Industrial
- 10. Public Works
- 11. Other

**Stormwater Inventory**

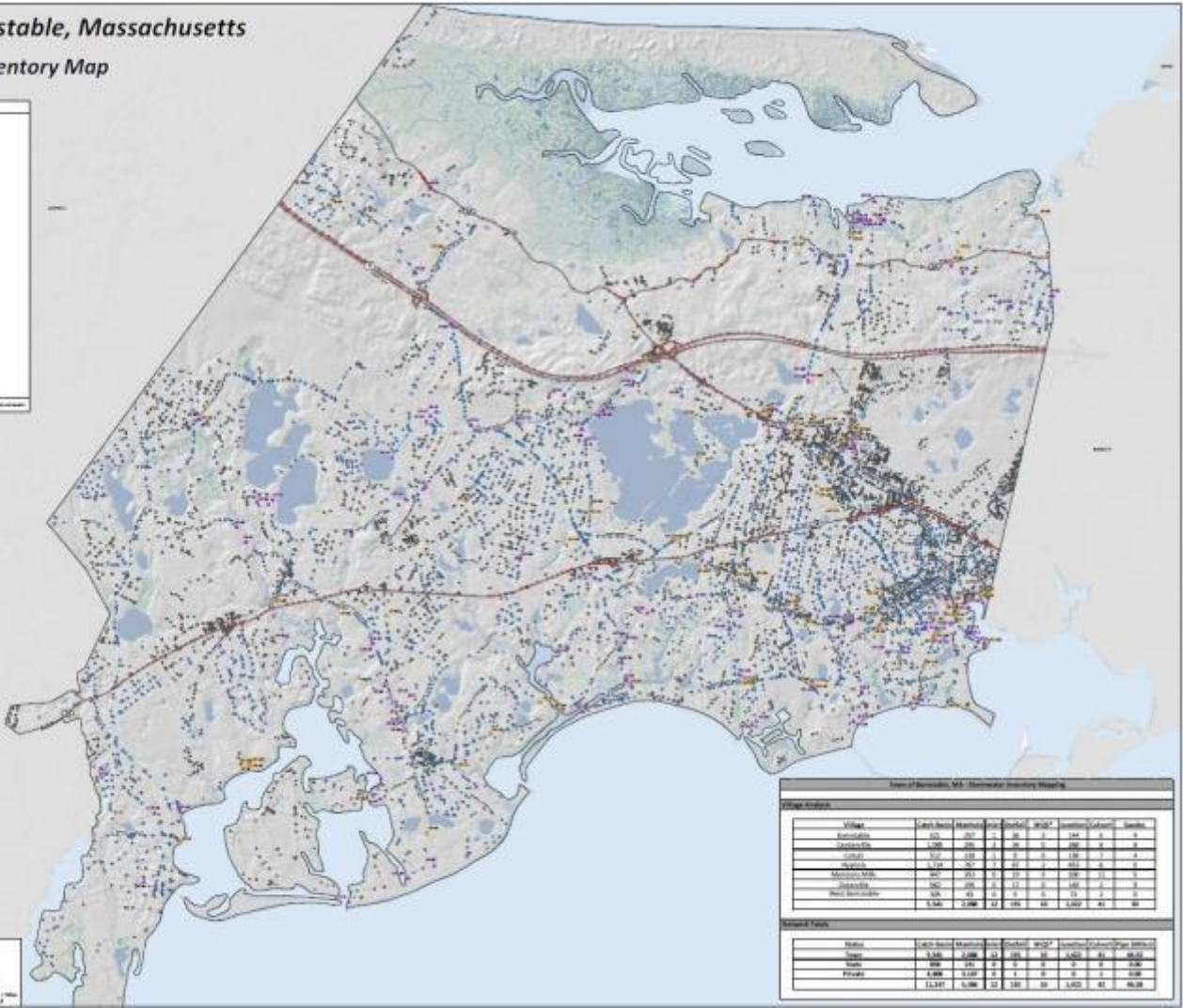
- 12. Stormwater Inventory - 2011
- 13. Stormwater Inventory - 2012
- 14. Stormwater Inventory - 2013
- 15. Stormwater Inventory - 2014
- 16. Stormwater Inventory - 2015
- 17. Stormwater Inventory - 2016
- 18. Stormwater Inventory - 2017
- 19. Stormwater Inventory - 2018
- 20. Stormwater Inventory - 2019
- 21. Stormwater Inventory - 2020
- 22. Stormwater Inventory - 2021
- 23. Stormwater Inventory - 2022
- 24. Stormwater Inventory - 2023

**Infrastructure**

- 25. Roadway
- 26. Waterway
- 27. Sewerage Collection
- 28. Stormwater
- 29. Other

**Other**

- 30. Other
- 31. Other
- 32. Other
- 33. Other
- 34. Other
- 35. Other
- 36. Other
- 37. Other
- 38. Other
- 39. Other
- 40. Other



**Town of Barnstable, MA Stormwater Inventory Mapping**

| Category            | Land Area (Acres) | Stormwater Inventory (Acres) | Stormwater Inventory (Acres) | Stormwater Inventory (Acres) | Stormwater Inventory (Acres) | Stormwater Inventory (Acres) |
|---------------------|-------------------|------------------------------|------------------------------|------------------------------|------------------------------|------------------------------|
| <b>Water</b>        | 100               | 100                          | 100                          | 100                          | 100                          | 100                          |
| <b>Wetland</b>      | 100               | 100                          | 100                          | 100                          | 100                          | 100                          |
| <b>Forest</b>       | 100               | 100                          | 100                          | 100                          | 100                          | 100                          |
| <b>Agriculture</b>  | 100               | 100                          | 100                          | 100                          | 100                          | 100                          |
| <b>Pasture</b>      | 100               | 100                          | 100                          | 100                          | 100                          | 100                          |
| <b>Open Space</b>   | 100               | 100                          | 100                          | 100                          | 100                          | 100                          |
| <b>Residential</b>  | 100               | 100                          | 100                          | 100                          | 100                          | 100                          |
| <b>Commercial</b>   | 100               | 100                          | 100                          | 100                          | 100                          | 100                          |
| <b>Industrial</b>   | 100               | 100                          | 100                          | 100                          | 100                          | 100                          |
| <b>Public Works</b> | 100               | 100                          | 100                          | 100                          | 100                          | 100                          |
| <b>Other</b>        | 100               | 100                          | 100                          | 100                          | 100                          | 100                          |
| <b>Total</b>        | 1,000             | 1,000                        | 1,000                        | 1,000                        | 1,000                        | 1,000                        |

**DRAFT**  
Issue Date: October 10, 2023  
This map is intended for Planning Purposes Only

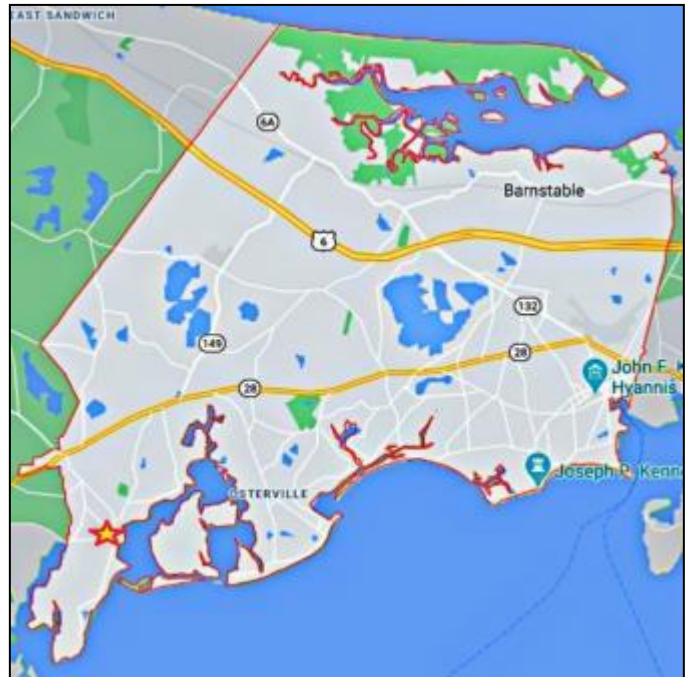
**Project Working Title:** Mosswood Cemetery Building Improvements

**Project Location:** 280 Putnam Ave, Cotuit, MA 02635

**Project Description:** This project includes addition and renovation to the Mosswood Cemetery Office to provide ADA accessibility and restroom facilities.

**Project Justification:** Mosswood Cemetery, our largest cemetery, has a single inadequate restroom that is used by employees, visitors, and mourners while they conduct business at the office and attend burial services. The renovation would provide a new toilet that will be handicapped accessible, and provide public handicap access to the building. In order to renovate, modifications to the front entrance will be required. A small addition to the side of the building will accomplish this necessity.

**Impact of Denial/Postponement:** We will continue to not have an accessible public restroom or acceptable access to the building. Customers and residents will continue to be inconvenienced by the existing conditions. There will be continued use of inadequate facilities by our employees.



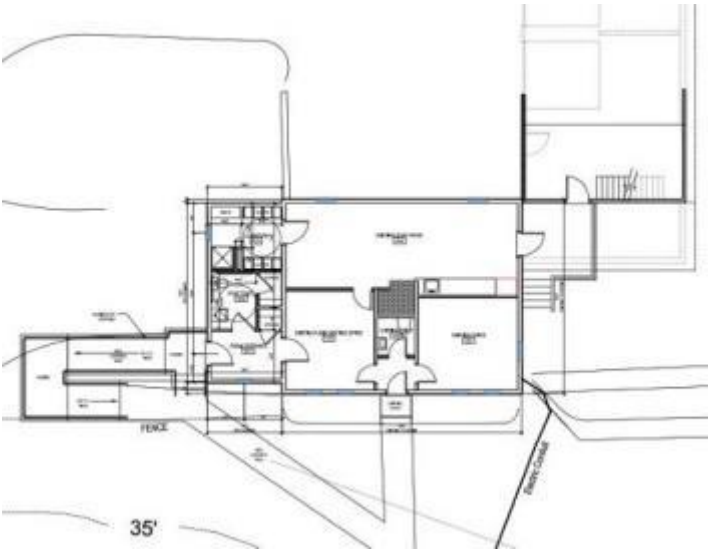
| Project Cost Estimates: |                             | FY 2023         | Future FY        |
|-------------------------|-----------------------------|-----------------|------------------|
|                         | Design & Permitting         | \$27,826        | -                |
|                         | Construction or Acquisition | -               | \$252,960        |
|                         | Project Management          | \$10,000        | \$17,826         |
|                         | Project Contingency         | -               | \$25,296         |
|                         | All Other Cost              | \$25,300        | -                |
|                         | <b>Total Project Cost</b>   | <b>\$63,126</b> | <b>\$296,082</b> |

**Basis for Cost Estimates:** Department of Public Works In-house Estimate

| Project Estimated Completion Date: FY 2024           |           | Design & Permit (months)       | 4 | Construction (months) | 8 |
|--|-----------|--------------------------------|---|-----------------------|---|
| <b>Cost/Description FY 2023 and Follow-On Years:</b> |           |                                |   |                       |   |
| Fiscal Year  | Cost      | Project Description/Components |   |                       |   |
| 2023   | \$63,126  | Design                         |   |                       |   |
| 2024   | \$296,082 | Construction                   |   |                       |   |

**Source of Funding:** Capital Trust Fund Reserves and/or Bond Issue. Kirkman Trust Funding may be available.

**Operating Budget Impact now or in future:** There will be some minor increase in utility costs associated with the addition, estimated at \$800 per year.



Mosswood Cemetery Building



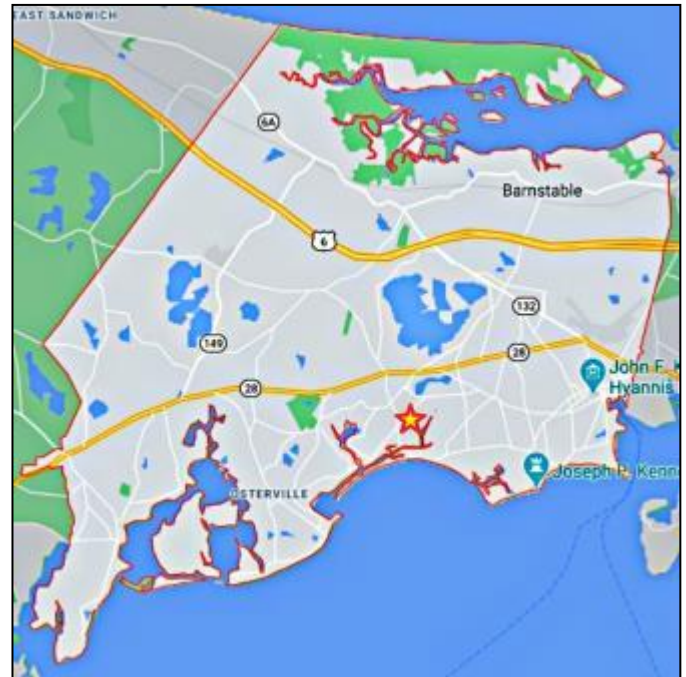
**Project Working Title:** Sidewalks on South Main St, Centerville from Main St to Church Hill Road

**Project Location:** South Main St, Centerville

**Project Description:** Installation of a new sidewalk on South Main Street in Centerville, from Main St Intersection to Church Hill Road

**Project Justification:** This section of South Main St is an attractive and frequently used pedestrian way. There are sections of existing sidewalks that are in disrepair and end in close proximity to the intersection of South Main, Main, and Craigville Beach Road. This project would provide a safe pedestrian connection between Church Hill Road and the South Main St intersection, including improved ADA access.

**Impact of Denial/Postponement:** Failure to implement this project construction will perpetuate unsafe conditions for pedestrians traveling along the road.



|                                |                                    |                  |                  |
|--------------------------------|------------------------------------|------------------|------------------|
| <b>Project Cost Estimates:</b> |                                    | <b>FY 2023</b>   | <b>Future FY</b> |
|                                | <b>Construction or Acquisition</b> | \$100,000        | -                |
|                                | <b>Project Management</b>          | \$5,000          | -                |
|                                | <b>Project Contingency</b>         | \$20,000         | -                |
|                                | <b>All Other Cost</b>              | \$5,000          | -                |
|                                | <b>Total Project Cost</b>          | <b>\$130,000</b> | <b>-</b>         |

**Basis for Cost Estimates:** Department of Public Works Engineering

|  |             |                                       |   |                              |   |
|--|-------------|---------------------------------------|---|------------------------------|---|
| <b>Project Estimated Completion Date: FY 2024</b>    |             | <b>Design &amp; Permit (months)</b>   | 3 | <b>Construction (months)</b> | 6 |
| <b>Cost/Description FY 2023 and Follow-On Years:</b> |             |                                       |   |                              |   |
| <b>Fiscal Year</b>                                   | <b>Cost</b> | <b>Project Description/Components</b> |   |                              |   |
| 2023   | \$130,000   | Design and Construction               |   |                              |   |

**Source of Funding:** Capital Trust Fund Reserves and/or Bond Issue.

**Operating Budget Impact now or in future:** Addition of a sidewalk will require additional associated maintenance (snow plowing, etc.).



South Main St, Centerville from Main St to Church Hill Road

**Project Working Title:** Parking Lots Maintenance

**Project Location:** Various Town Parking Lots

**Project Description:** In summer 2021, DPW Engineering completed an assessment of the Town's fifty-four (54) parking lots based on paving conditions, drainage, ADA accessibility, etc. This CIP would allow funding for repairs based on need/priority. It would additionally develop a recurring, annual budget, for refurbishing said parking lots. The first project is intended to repair the Structures and Grounds Parking lot.

**Project Justification:** The Town has 54 parking lots that the DPW maintains. The DPW addresses small maintenance type items, but does not have the budgets for larger issues such as resurfacing, significant drainage reconstruction, rebuilding, ADA improvements, lighting improvements, security improvements, etc. This request is intended to start an annual program, much like the public roads program, that allows the department to address these larger work items in a systematic way.

**Impact of Denial/Postponement:** Parking lots will continue to deteriorate and costs to improve will grow exponentially.

| Project Cost Estimates: |                             | FY 2023          | Future FY          |
|-------------------------|-----------------------------|------------------|--------------------|
|                         | Design & Permitting         | \$20,000         | \$80,000           |
|                         | Construction or Acquisition | \$200,000        | \$800,000          |
|                         | Project Management          | \$10,000         | \$40,000           |
|                         | Project Contingency         | \$20,000         | \$80,000           |
|                         | <b>Total Project Cost</b>   | <b>\$250,000</b> | <b>\$1,000,000</b> |


**Basis for Cost Estimates:** Department of Public Works Engineering

| Project Estimated Completion Date: Recurring         |           | Design & Permit (months)  | 12 | Construction (months) | 12 |
|--|-----------|---|----|-----------------------|----|
| <b>Cost/Description FY 2023 and Follow-On Years:</b> |           |   |    |                       |    |
| Fiscal Year  | Cost      | Project Description/Components  |    |                       |    |
| 2023   | \$250,000 | Monitoring Design & Construction – Structures & Grounds Parking Lot                                 |    |                       |    |
| 2024   | \$250,000 | Design & Construction – North Street West End   |    |                       |    |
| 2025   | \$250,000 | Design & Construction – North Street East End   |    |                       |    |
| 2026   | \$250,000 | Design & Construction – Cotuit Town Landing   |    |                       |    |
| 2027   | \$250,000 | Design & Construction – Senior Housing – Pine Ave: prior, during and, two years following treatment |    |                       |    |

**Source of Funding:** Capital Trust Fund Reserves and/or Bond Issue.

**Operating Budget Impact now or in future:** Permanent improvements will minimize routine maintenance (i.e. pothole repair, patching, etc.)



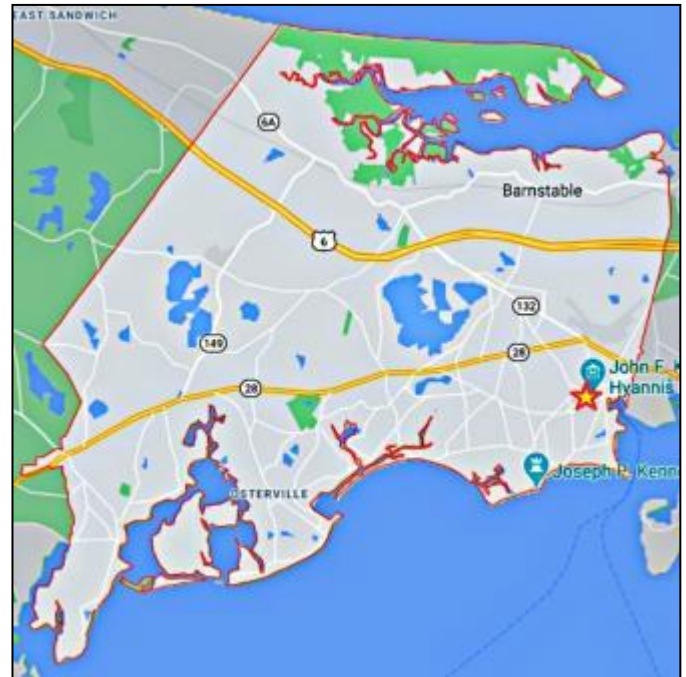


Town wide Parking Lots

**Project Working Title:** Old Town Hall - JFK Museum Improvements

**Project Location:** 397 Main St, Hyannis, MA 02601

**Project Description:** Improvements include replacement of electrical supply, electrical distribution, fan coil units, elevator controls, plumbing, fire alarm upgrades, exterior lighting, roof repairs / replacement, and other needed building improvements. Due to funding restrictions, this project has been broken into four phases. FY23 will address roof, pump, and electrical issues. FY24 will address HVAC and Fire alarm systems, FY25 will address parking lot improvements. If pricing allows, future work items could be addressed during the current funding cycle. This project implements the facility management study completed October 2018.



**Project Justification:** The Town Of Barnstable constructed the building in 1926 as the Barnstable Town Hall. The building currently houses the John F Kennedy Museum, which sees over 50,000 visitors per year. Installed in 2002 the fan coil units that heat and cool the Old Town Hall have exceeded their useful life.

The boiler system is aged and at the end of its useful life. Although currently operating, replacement parts for these units are no longer available. The flat tar and gravel roof system needs replacement. Electric distribution panels, service, and EMG Solutions identified distribution as needing to be replaced.in the 2018 facility management study.

**Impact of Denial/Postponement:** Mechanical systems will continue to degrade and risk increases of a system failure.

| <b>Project Cost Estimates:</b> |                                    | <b>FY 2023</b> | <b>Future FY</b> |
|--------------------------------|------------------------------------|----------------|------------------|
|                                | <b>Design &amp; Permitting</b>     | \$60,776       | \$73,158         |
|                                | <b>Construction or Acquisition</b> | \$607,762      | \$731,582        |
|                                | <b>Project Management</b>          | \$48,621       | \$58,527         |
|                                | <b>Project Contingency</b>         | \$60,776       | \$73,158         |
|                                | <b>All Other Cost</b>              | \$40,000       | \$50,000         |
|                                | <b>Total Project Cost</b>          | \$817,935      | \$986,425        |

**Basis for Cost Estimates:** In-house Estimate

| <b>Project Estimated Completion Date: FY 2024</b>    |             | <b>Design &amp; Permit (months)</b>                | 6 | <b>Construction (months)</b> | 8 |
|--|-------------|--|---|------------------------------|---|
| <b>Cost/Description FY 2023 and Follow-On Years:</b> |             |  |   |                              |   |
| <b>Fiscal Year</b>                                   | <b>Cost</b> | <b>Project Description/Components</b>              |   |                              |   |
| <b>2023</b>  | \$817,935   | Design and construction of Roof, Pumps, Electrical |   |                              |   |
| <b>2024</b>  | \$860,301   | Design and construction of Mechanical Systems      |   |                              |   |
| <b>2025</b>  | \$126,124   | Parking improvements design and construction       |   |                              |   |

**Source of Funding:** Capital Trust Fund Reserves and/or Bond Issue. Portions of this project are eligible for Community Preservation Funding

**Operating Budget Impact now or in future:** N/A



JFK Museum A/C and heater unit

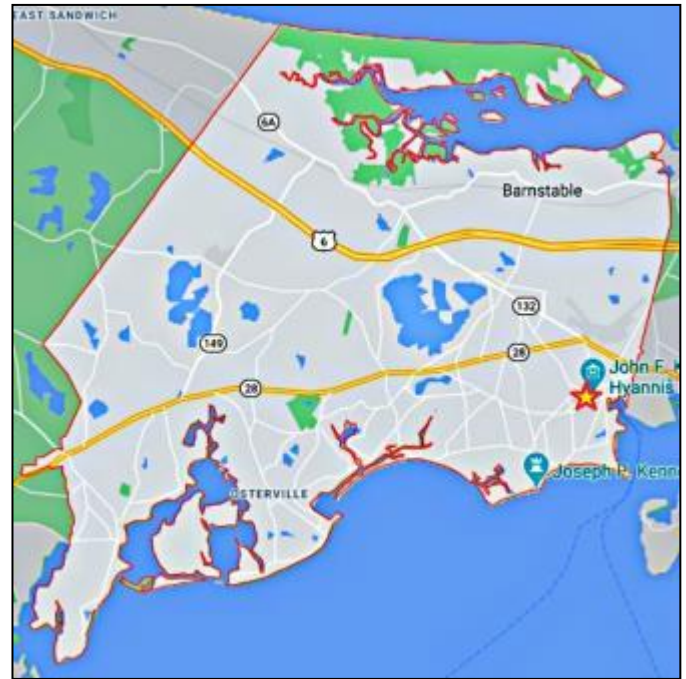


**Project Working Title:** Town Hall Campus Parking Garage - Design

**Project Location:** 367 Main St, Hyannis, MA 02601

**Project Description:** This project would design and construct a two story 200 parking space, parking garage. The project will consist of reconfiguration of the parking area, driveways, and access points and includes the construction of a parking structure. Additional site improvements and utility relocations are included.

**Project Justification:** The Town Hall Campus parking lot provides parking for the Town’s administrative offices as well as parking for local businesses on Main Street and the arts complex. During the summer months, the parking lot is at full capacity, and parking is difficult to find. Additional parking is needed. This project supports ease of access to Town offices and increased foot traffic to local businesses. This project will also support parking for renovations to the Armory and expansion of the Town office complex.



**Impact of Denial/Postponement:** Parking issues will not be addressed.

| <b>Project Cost Estimates:</b> |                                    | <b>FY 2023</b> | <b>Future FY</b> |
|--------------------------------|------------------------------------|----------------|------------------|
|                                | <b>Design &amp; Permitting</b>     | \$988,508      | -                |
|                                | <b>Construction or Acquisition</b> | -              | \$12,356,348     |
|                                | <b>Project Management</b>          | \$123,563      | \$123,564        |
|                                | <b>Project Contingency</b>         | -              | \$1,235,635      |
|                                | <b>All Other Cost</b>              | \$35,000       | -                |
|                                | <b>Total Project Cost</b>          | \$1,147,071    | \$13,715,547     |

**Basis for Cost Estimates:** In-house Estimate

| <b>Project Estimated Completion Date: FY 2026</b>    |              | <b>Design &amp; Permit (months)</b>   | 8 | <b>Construction (months)</b> | 16 |
|--|--------------|---------------------------------------|---|------------------------------|----|
| <b>Cost/Description FY 2023 and Follow-On Years:</b> |              |                                       |   |                              |    |
| <b>Fiscal Year</b>                                   | <b>Cost</b>  | <b>Project Description/Components</b> |   |                              |    |
| <b>2023</b>  | \$1,147,071  | Design and Testing                    |   |                              |    |
| <b>2024</b>  | \$13,715,547 | Construction                          |   |                              |    |

**Source of Funding:** Capital Trust Fund Reserves and/or Bond Issue.

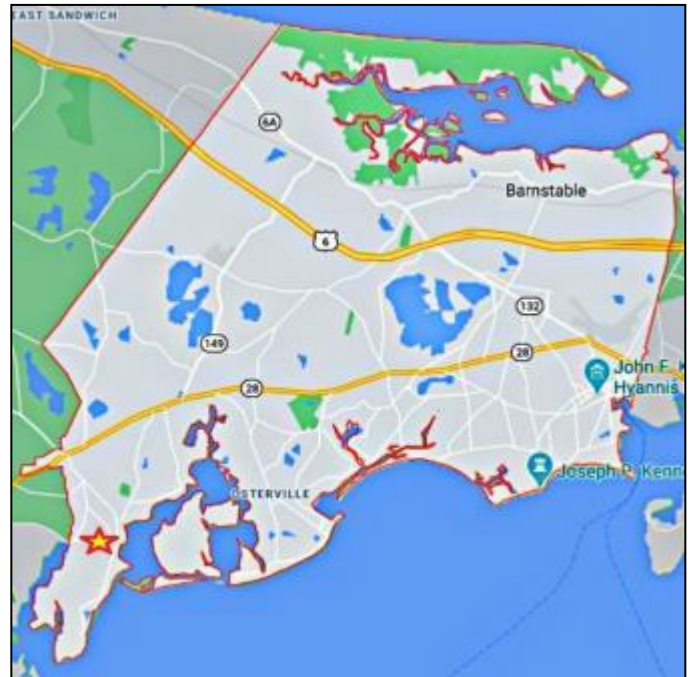
**Operating Budget Impact now or in future:** Additional staff would be required to monitor the parking area

**Project Working Title:** Cotuit Memorial Park Restoration

**Project Location:** Main Street, Cotuit

**Project Description:** This project will fund the design and restoration of the existing Park. Work will include the installation of new brick walks, relocation of one war memorial, installation of a new flagpole, tree replacements, benches, landscaping. This project will correct handicapped accessibility issues and replace decaying Norway maple trees.

**Project Justification:** The Cotuit Memorial park is the focal point for the village connecting the library, waterfront, playground, and post office. It provides support for local events including the artisan fair, village day, craft festivals, and non-profit fund raising activities. The Cotuit Civic Association has requested the rejuvenation of the park and has worked with the Town Architect and Grounds division to develop preliminary designs for the enhancement of the site. These plans will improve pedestrian accessibility by bringing non-conforming walks into compliance with ADA, as well as replacing park benches, deteriorated flagpole, diseased trees, and asphalt walks. This work will decrease the amount of maintenance currently required to maintain the park as well as allow expanded use. Broken into two phases the first phase will address the flagpole, monument, access to the library stairs, street access walk, and limited tree work near Main Street. The second phase, which will be submitted in FY23, will complete re-grading and rerouting of the walkway to make the park accessible from School Street, as well as address tree and grounds issues.



**Impact of Denial/Postponement:** The condition of the park and trees will continue to decline. The asphalt walkways will continue to be displaced by tree roots and settling. The use of the park will continue to be limited.

| <b>Project Cost Estimates:</b> |                                    | <b>FY 2023</b> | <b>Future FY</b> |
|--------------------------------|------------------------------------|----------------|------------------|
|                                | <b>Design &amp; Permitting</b>     | \$37,951       | -                |
|                                | <b>Construction or Acquisition</b> | -              | \$320,000        |
|                                | <b>Project Management</b>          | \$20,000       | \$10,000         |
|                                | <b>Project Contingency</b>         | -              | \$64,000         |
|                                | <b>Total Project Cost</b>          | \$57,951       | \$394,000        |

**Basis for Cost Estimates:** In-house Estimate

| <b>Project Estimated Completion Date: FY 2024</b>    |             | <b>Design &amp; Permit (months)</b>   | 6 | <b>Construction (months)</b> | 5 |
|--|-------------|---------------------------------------|---|------------------------------|---|
| <b>Cost/Description FY 2023 and Follow-On Years:</b> |             |                                       |   |                              |   |
| <b>Fiscal Year</b>                                   | <b>Cost</b> | <b>Project Description/Components</b> |   |                              |   |
| <b>2023</b>  | \$57,951    | Design                                |   |                              |   |
| <b>2024</b>  | \$394,000   | Construction                          |   |                              |   |

**Source of Funding:** Capital Trust Fund Reserves and/or Bond Issue. Portions of this project are eligible for Community Preservation Funding.

**Operating Budget Impact now or in future:** N/A



Cotuit Memorial Park



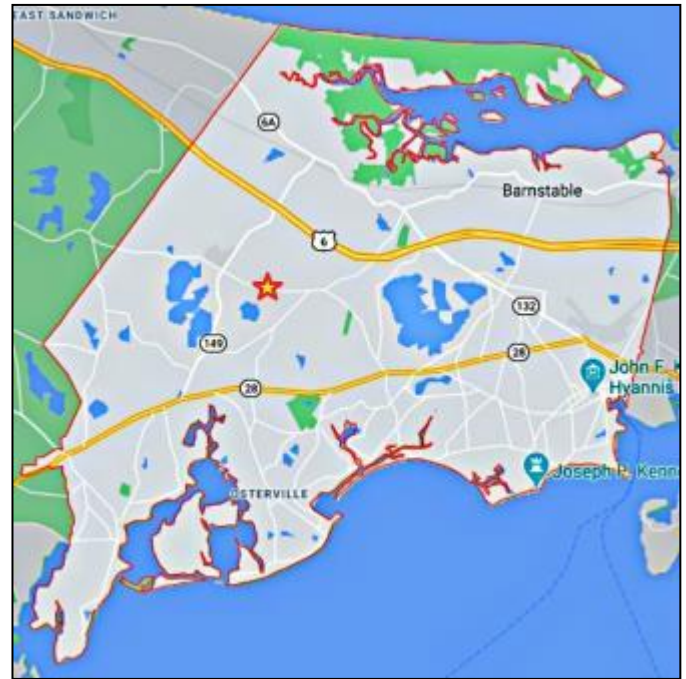
**Project Working Title:** Signalized Intersection at Osterville West Barnstable Road and Race Lane

**Project Location:** Osterville West Barnstable & Race Lane, Marstons Mills

**Project Description:** In January 2012, a traffic engineering inventory, analysis, and operations plan was developed for 24 existing Town-owned traffic signal systems. A recommendation from this study concluded that the intersection of Osterville West Barnstable Road and Race Lane should be signalized.

**Project Justification:** Traffic signal installation is recommended at this location to improve the current level of service (LOS E for morning peak traffic and a LOS F for evening peak traffic) and reduce the risk of crashes. The Osterville West Barnstable Road southbound approach to Race Lane is offset by 170 feet to the west of the northbound approach.

**Impact of Denial/Postponement:** Failure to install a signalized intersection at this location will continue to provide a very poor level of service during peak hours for residents and tourists at this location. It also increases the risk of motor vehicle and pedestrian accidents.



| <b>Project Cost Estimates:</b>     | <b>FY 2023</b> | <b>Future FY</b> |
|------------------------------------|----------------|------------------|
| <b>Design &amp; Permitting</b>     | \$225,000      | -                |
| <b>Construction or Acquisition</b> | -              | \$950,000        |
| <b>Project Management</b>          | -              | \$50,000         |
| <b>Project Contingency</b>         | -              | \$165,000        |
| <b>All Other Cost</b>              | -              | \$50,000         |
| <b>Total Project Cost</b>          | \$225,000      | \$1,215,000      |

**Basis for Cost Estimates:** Department of Public Works Engineering

| <b>Project Estimated Completion Date: FY 2025</b>    |             | <b>Design &amp; Permit (months)</b>   | 12 | <b>Construction (months)</b> | 12 |
|--|-------------|---------------------------------------|----|------------------------------|----|
| <b>Cost/Description FY 2023 and Follow-On Years:</b> |             |                                       |    |                              |    |
| <b>Fiscal Year</b>                                   | <b>Cost</b> | <b>Project Description/Components</b> |    |                              |    |
| <b>2023</b>  | \$225,000   | Design & Permitting                   |    |                              |    |
| <b>2024</b>  | \$1,215,000 | Design & Permitting                   |    |                              |    |

**Source of Funding:** Capital Trust Fund and/or Bond Issue, and potential Chapter 90 and TIP funding for construction.

**Operating Budget Impact now or in future:** N/A



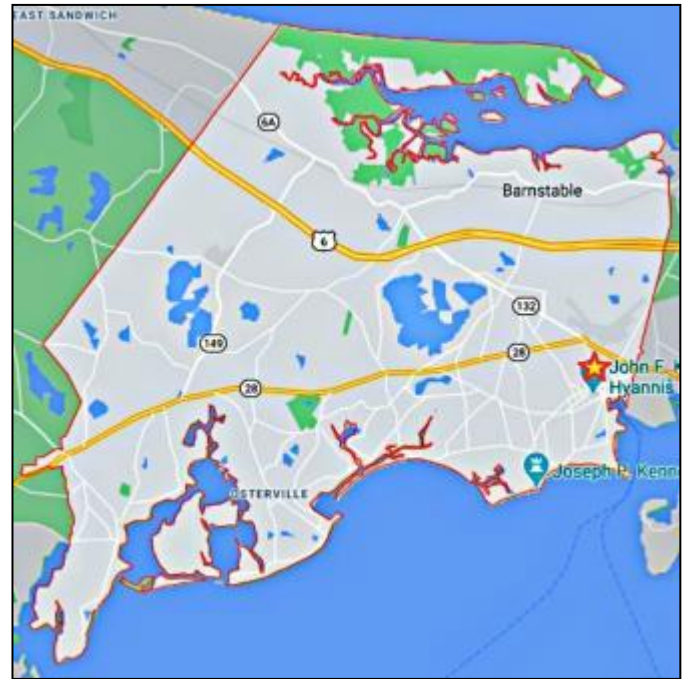
Osterville West Barnstable & Race Lane, Marstons Mills



**Project Working Title:** Barnstable Road Reconstruction

**Project Location:** Barnstable Road, Hyannis MA 02601

**Project Description:** The project will consist of the design and permitting for a complete reconstruction of Barnstable Road in Hyannis and its associated utilities. In future years, the Water Division intends to complete necessary water improvements as part of the annual pipe replacement program. This request is to cover the design of roadway improvements including stormwater, curbs/sidewalk, pedestrian/bike accommodations, lighting, and ADA and road reconstruction.



**Project Justification:** The April 2007 Water Division Master Plan recommended that, the 3,200 feet water main in Barnstable Road is replaced. WPCD performed an evaluation in 2019 which indicated only minor repairs are required for the sewer in Barnstable Road. Barnstable Road is expected to deteriorate over the next 5-10 years. As a result, the DPW would like to take this opportunity to address all utilities and the road at once, rather than with multiple projects over a number of years. Coordinating all necessary work into one construction effort will limit disturbance to citizens.

**Impact of Denial/Postponement:** Work will be accomplished in a piece-meal way. The water work will proceed, leaving a large trench patch in the road. Sewer work will be accomplished within the next 5 years leaving yet another trench patch. Storm drainage will not be addressed and the road will deteriorate.

| Project Cost Estimates: |                             | FY 2023          | Future FY          |
|-------------------------|-----------------------------|------------------|--------------------|
|                         | Design & Permitting         | \$400,000        | -                  |
|                         | Construction or Acquisition | -                | \$5,700,000        |
|                         | Project Management          | -                | \$100,000          |
|                         | Project Contingency         | -                | \$600,000          |
|                         | All Other Cost              | -                | \$100,000          |
|                         | <b>Total Project Cost</b>   | <b>\$400,000</b> | <b>\$6,500,000</b> |

**Basis for Cost Estimates:** Department of Public Works Engineering

| Project Estimated Completion Date: FY 2027    |             | Design & Permit (months)       | 12 | Construction (months) | 24 |
|---|-------------|--------------------------------|----|-----------------------|----|
| Cost/Description FY 2023 and Follow-On Years: |             |                                |    |                       |    |
| Fiscal Year                                   | Cost        | Project Description/Components |    |                       |    |
| 2023  | \$400,000   | Design and Permitting          |    |                       |    |
| 2024  | -           | -                              |    |                       |    |
| 2025  | \$6,500,000 | Construction                   |    |                       |    |

**Source of Funding:** Capital Trust Fund and/or Bond Issue. Also, potential Chapter 90. Potentially TIP funding for construction.

**Operating Budget Impact now or in future:** Coordinating all necessary work (utility and roadway improvements) into one construction effort will limit disturbance to citizens.





Barnstable Road

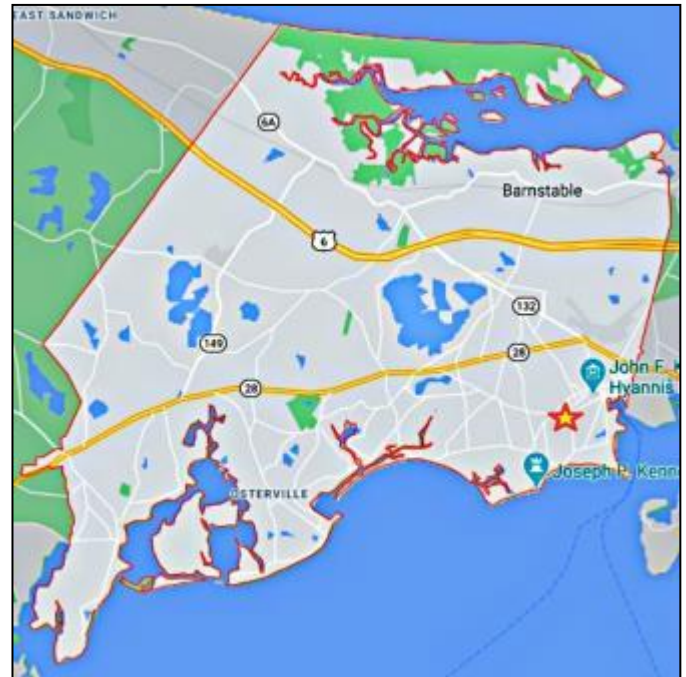
**Project Working Title:** Hyannis West End Rotary Study Design and Construction

**Project Location:** West End Rotary, Main Street, Hyannis

**Project Description:** At the request of the Town, the Cape Cod Commission (CCC) completed a Road Safety Audit (RSA) of the rotary, which identifies safety issues and potential improvements to address these issues. This project will fund further evaluation and design of recommended improvements at the rotary.

**Project Justification:** The West End Rotary is an important “gateway” to downtown Hyannis and is need of improvements in order to improve safety. Barnstable Police Department has identified the West End Rotary as the #4 highest ranked crash locations in Town. The RSA identifies many observation and potential safety enhancements including:

- Improvements to multi-modal accommodations, particularly; pedestrian and bicycle;
- Geometric improvements;
- Improved signage and pavement markings;
- Reduction in curb cuts, and;
- Growth in the area is likely to exacerbate these concerns unless properly addressed.



**Impact of Denial/Postponement:** Work will be accomplished in a piece-meal way. The water work will proceed, leaving a large trench patch in the road. Sewer work will be accomplished within the next 5 years leaving yet another trench patch. Storm drainage will not be addressed and the road will deteriorate.

| <b>Project Cost Estimates:</b>     | <b>FY 2023</b>   | <b>Future FY</b>   |
|------------------------------------|------------------|--------------------|
| <b>Design &amp; Permitting</b>     | \$250,000        | -                  |
| <b>Construction or Acquisition</b> | -                | \$2,500,000        |
| <b>Project Management</b>          | -                | \$100,000          |
| <b>Project Contingency</b>         | -                | \$350,000          |
| <b>All Other Cost</b>              | -                | \$100,000          |
| <b>Total Project Cost</b>          | <b>\$250,000</b> | <b>\$3,050,000</b> |

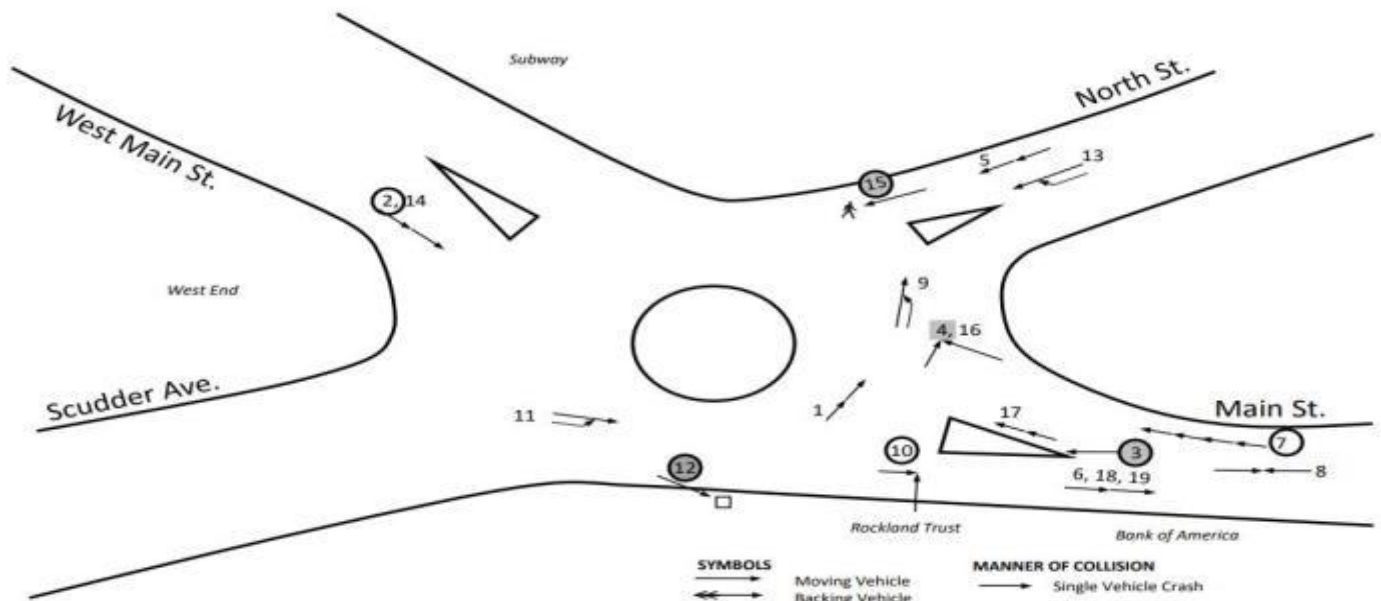
**Basis for Cost Estimates:** Department of Public Works Engineering

| <b>Project Estimated Completion Date: FY 2027</b>    |             | <b>Design &amp; Permit (months)</b>   | 12 | <b>Construction (months)</b> | 12 |
|--|-------------|---------------------------------------|----|------------------------------|----|
| <b>Cost/Description FY 2023 and Follow-On Years:</b> |             |                                       |    |                              |    |
| <b>Fiscal Year</b>                                   | <b>Cost</b> | <b>Project Description/Components</b> |    |                              |    |
| <b>2023</b>  | \$250,000   | Design and Permitting                 |    |                              |    |
| <b>2024</b>  | -           | -                                     |    |                              |    |
| <b>2025</b>  | \$3,050,000 | Construction                          |    |                              |    |

**Source of Funding:** Capital Trust Fund and/or Bond Issue. Also, potential Chapter 90. Potentially TIP funding for construction.



Operating Budget Impact now or in future: N/A



Hyannis West End Rotary



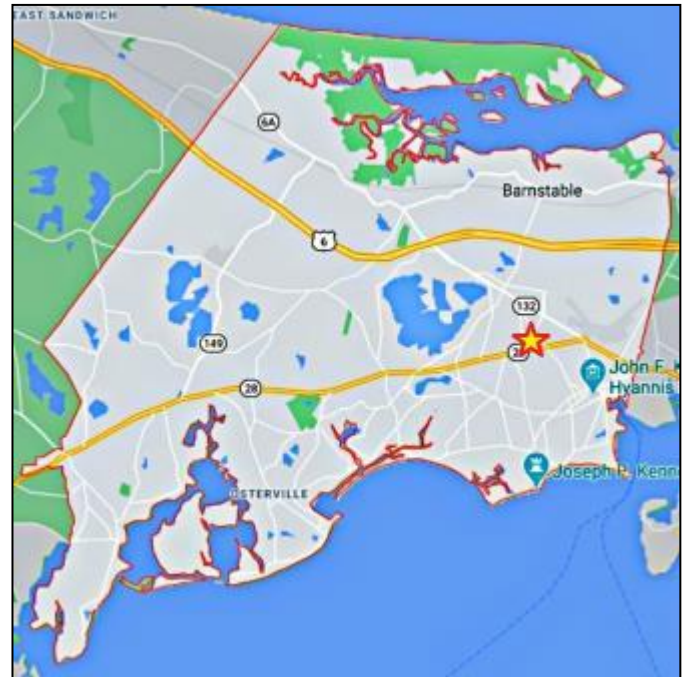


**Project Working Title:** Route 28 Corridor Improvements – Pitcher’s Way to Old Strawberry Hill Road

**Project Location:** Route 28, between Pitcher’s Way and Old Strawberry Hill Road

**Project Description:** At the request of the Town, the Cape Cod Commission (CCC) will be performing a Road Safety Audit (RSA) along the corridor of Route 28 between Pitcher’s Way and Old Strawberry Hill Rd, including the entrance to Barnstable High School and Intermediate School. The RSA will identify safety issues and recommended improvements. This request would fund further evaluation and design of the recommended improvements at the intersection.

**Project Justification:** The Route 28 Corridor from Pitcher’s Way to Old Strawberry Hill Road is an important thorough fair for the Town of Barnstable that is in need of improvements to address safety concerns and improvements to multi-modal accommodations. Of particular concern is the western portion of this corridor, which contains the entrance to Barnstable High School and Intermediate School. The CCC is scheduled to perform a RSA in the Spring of 2022. Though Route 28 is a State Highway, as the project proponent, the Town is responsible for design of the recommended improvements. The Town will coordinate design efforts with MassDOT and submit the project for eligibility on the Transportation Improvement Program (TIP) for potential construction funding through MassDOT.



**Impact of Denial/Postponement:** Unsafe conditions along this corridor will persist.

| Project Cost Estimates:     |                     | FY 2023          | Future FY          |
|-----------------------------|---------------------|------------------|--------------------|
|                             | Design & Permitting |                  | \$250,000          |
| Construction or Acquisition |                     | -                | \$1,800,000        |
| Project Management          |                     | -                | \$200,000          |
| Project Contingency         |                     | -                | \$400,000          |
| All Other Cost              |                     | -                | \$100,000          |
| <b>Total Project Cost</b>   |                     | <b>\$250,000</b> | <b>\$2,500,000</b> |

**Basis for Cost Estimates:** Department of Public Works Engineering

| Project Estimated Completion Date: FY 2026           |             | Design & Permit (months)       | 12 | Construction (months) | 12 |
|--|-------------|--------------------------------|----|-----------------------|----|
| <b>Cost/Description FY 2023 and Follow-On Years:</b> |             |                                |    |                       |    |
| Fiscal Year  | Cost        | Project Description/Components |    |                       |    |
| 2023   | \$250,000   | Design and Permitting          |    |                       |    |
| 2024   | -           | -                              |    |                       |    |
| 2025   | \$2,500,000 | Construction                   |    |                       |    |

**Source of Funding:** Chapter 90 for Design. Project will be submitted for potential TIP Funding for construction. MassDOT may elect to take on design efforts after successful completion of design concepts / preliminary design. As Route 28 is a State Highway, construction is anticipated to be funded by MassDOT.

**Operating Budget Impact now or in future:** Advancing design concepts may prompt MassDOT to expedite prioritization of this project.



Route 28 Corridor Improvements – Pitcher’s Way to Old Strawberry Hill Road

**Project Working Title:** Cape Cod Airfield Hangar Repair

**Project Location:** 1000 Race Lane West Barnstable, MA 02668

**Project Description:** This project would fund needed structural, exterior, and hangar door repairs to the 1920 hangar building. Work will include repair / replacement of the metal roof and siding, cleaning, repair, and painting of interior corroded structural steel, and repair of the existing partially failed hangar door. These funds would provide for design, renovation, and construction.

**Project Justification:** Originally constructed in 1920, the hangar building has been used extensively for 100 years. Roof leaks have caused structural deterioration of columns and metal roof trusses. Metal roof and siding panels are deteriorated and in some cases missing. A structural assessment of the building was conducted in 2008. The assessment revealed extensive deterioration of structural elements along with additional issues. Temporary repairs and patching will no longer protect the building contents. CPA Funds were sought in 2008 but not granted due to the age of the building not being 100 years old thus not considered historic at that time. An adjacent hangar similar to this building was destroyed during Hurricane Bob in 1991.



**Impact of Denial/Postponement:** Continued deferred maintenance of this facility will contribute to its inevitable loss.

| <b>Project Cost Estimates:</b> |                                    | <b>FY 2023</b> | <b>Future FY</b> |
|--------------------------------|------------------------------------|----------------|------------------|
|                                | <b>Design &amp; Permitting</b>     | \$41,457       | -                |
|                                | <b>Construction or Acquisition</b> | -              | \$350,000        |
|                                | <b>Project Management</b>          | \$20,000       | -                |
|                                | <b>Project Contingency</b>         | -              | \$35,000         |
|                                | <b>All Other Cost</b>              | \$10,000       | \$15,000         |
|                                | <b>Total Project Cost</b>          | \$71,457       | \$400,000        |

**Basis for Cost Estimates:** In-house Estimate

| <b>Project Estimated Completion Date:</b> FY 2025    |             | <b>Design &amp; Permit (months)</b>   | 6 | <b>Construction (months)</b> | 8 |
|--|-------------|---------------------------------------|---|------------------------------|---|
| <b>Cost/Description FY 2023 and Follow-On Years:</b> |             |                                       |   |                              |   |
| <b>Fiscal Year</b>                                   | <b>Cost</b> | <b>Project Description/Components</b> |   |                              |   |
| 2023   | \$71,457    | Design and testing                    |   |                              |   |
| 2024   | \$400,000   | Construction                          |   |                              |   |

**Source of Funding:** Capital Trust Fund and/or Bond Issue, however, portions of this project are eligible for Community Preservation Funding

**Operating Budget Impact now or in future:** Repairs will reduce the need for staff repairs.





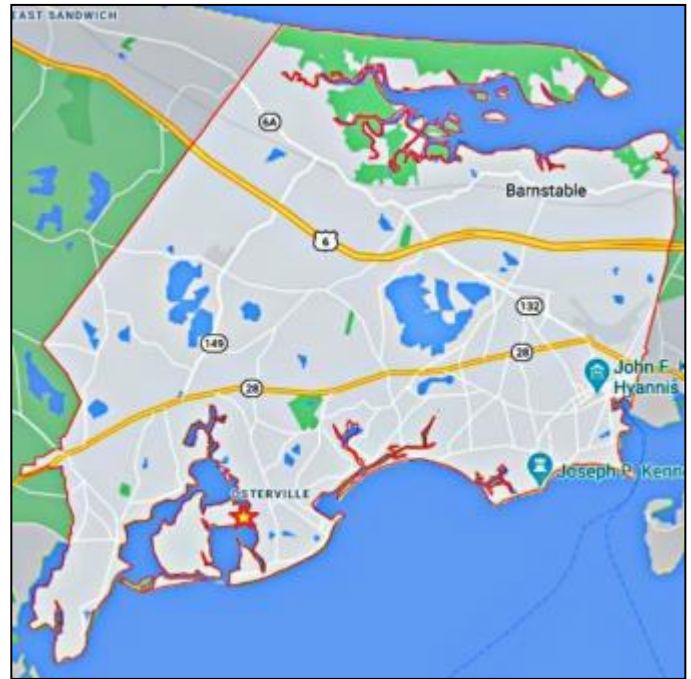
Cape Cod Airfield Hangar

**Project Working Title:** Oyster Harbors Bridge Replacement Study

**Project Location:** Bridge Street at North Bay, Osterville

**Project Description:** Prepare a feasibility study to evaluate potential bridge replacement alternatives.

**Project Justification:** The existing Oyster Harbors Bridge was constructed in 1946 and is approaching the end of its useful life. Over the years, the Town has completed over twenty inspection/assessment reports on the conditions of the existing bridge, but has not thoroughly evaluated replacement alternatives for the bridge. Each year the bridge requires significant maintenance in order to be functional during the busy summer months. Even with significant investment and attention, each year the bridge encounters operational issues which are a direct result of the age of the infrastructure. Every two years MassDOT inspects the bridge and provides inspect reports listing dozens of necessary repairs. In addition, the Town recently retained an engineering consultant to prepare a capital plan for repairs to the bridge, which includes millions of dollars in necessary repairs. In 2021, the Town invested over \$1,000,000 to address the most immediate and critical structural and safety issues. It is recommended that the Town invest in an evaluation of bridge replacement options in order to appropriately plan for the end of the useful life of the bridge.



**Impact of Denial/Postponement:** This type of study is the normal first step in undertaking a very large infrastructure project of this nature. Without the study, the Town will not be well positioned to discuss options and gather input from residents and Town leaders, to apply for grant funding, or to commence design and permitting. Denial will result in continued maintenance required to keep the bridge safe and operational.

| Project Cost Estimates: |                           | FY 2023          | Future FY |
|-------------------------|---------------------------|------------------|-----------|
|                         | Design & Permitting       | \$225,000        | -         |
|                         | <b>Total Project Cost</b> | <b>\$225,000</b> | <b>-</b>  |

**Basis for Cost Estimates:** Department of Public Works Engineering

| <b>Project Estimated Completion Date:</b> FY 2027    |           | <b>Design &amp; Permit (months)</b> | 24 | <b>Construction (months)</b> | - |
|--|-----------|-------------------------------------|----|------------------------------|---|
| <b>Cost/Description FY 2023 and Follow-On Years:</b> |           |                                     |    |                              |   |
| Fiscal Year  | Cost      | Project Description/Components      |    |                              |   |
| 2023   | \$225,000 | Study                               |    |                              |   |

**Source of Funding:** Capital Trust Fund and/or Bond Issue. Potential Chapter 90 funding.

**Operating Budget Impact now or in future:** This phase of the project is a study. However, eventual replacement of the bridge would be expected to significantly reduce maintenance.



Oyster Harbors Bridge



**Project Working Title:** Cape Cod Rail Trail Extension – Design

**Project Location:** CCRT Phase 3 -- Old Town House Road in Yarmouth to Mary Dunn Road in Barnstable; CCRT Phase 4 -- Mary Dunn Road to Sandwich Town Line

**Project Description:** CCRT Phase 3 is planned to include 4.4 miles of off-road 12-foot wide shared use path with a bridge over Willow Street; its estimated construction cost is about \$10 million; construction is scheduled to be completed in 2025. CCRT Phase 4 is anticipated to include about 8.5 miles of off-road 12-foot wide shared use path with a bridge over Route 132; its estimated construction cost is about \$20 million; the construction timeframe is uncertain.

**Project Justification:** The Governor has designated completing a continuous bikeway from the Cape Cod Canal to Provincetown as a high priority, and it is a local and regional priority. The Town is responsible for design and permitting, property/easement acquisitions, and non-participating items for the trail within the Town of Barnstable. MassDOT is responsible for construction of the trail. To date, Phase 3 design, permitting, and acquisitions have been funded from Community Preservation funds and MassTrails grant funds, and the Phase 4 study of route alternatives has been funded from Community Preservation funds. While the Town will continue to pursue alternative funding sources for the project, Town funds may be needed for local match and as a contingency in case grants and other funding sources are not awarded.

**Impact of Denial/Postponement:** The regionally important extension of this major shared use path connection on Cape Cod may be delayed, thereby affecting the overall economic growth of the region. Off-road paths for bicycle and other non-vehicular users are a major attraction to visitors and residents alike, and this link is essential to the “vision” of connectivity.

| Project Cost Estimates: |                             | FY 2023          | Future FY          |
|-------------------------|-----------------------------|------------------|--------------------|
|                         | Design & Permitting         | \$500,000        | \$500,000          |
|                         | Construction or Acquisition | -                | \$500,000          |
|                         | Project Management          | \$40,000         | \$30,000           |
|                         | Project Contingency         | \$140,000        | \$60,000           |
|                         | <b>Total Project Cost</b>   | <b>\$680,000</b> | <b>\$1,090,000</b> |

**Basis for Cost Estimates:** Assumed future costs based on past costs for this project and potential contingencies.

| Project Estimated Completion Date: FY 2031    |             | Design & Permit (months)   | 60 | Construction (months) | - |
|---|-------------|--|----|-----------------------|---|
| Cost/Description FY 2023 and Follow-On Years: |             |  |    |                       |   |
| Fiscal Year                                   | Cost        | Project Description/Components   |    |                       |   |
| 2023  | \$680,000   | Design & Permitting, Project Management, Project Contingency – Phase III             |    |                       |   |
| 2024  | -           | -  |    |                       |   |
| 2025  | \$1,090,000 | Design & Permitting, Acquisition, Project Management, Project Contingency – Phase IV |    |                       |   |

**Source of Funding:** Project is CPC eligible. Grants will be pursued. Project has previously received grant funding from MassTrails program for earlier phases.

**Operating Budget Impact now or in future:** It has been standard practice for the Mass. Division of Conservation and Recreation to be responsible for the maintenance of completed sections of rail trails, including the Cape Cod Rail Trail (even sections not located along abandoned railroad tracks); however there may be some incidental maintenance activity increase in areas connected to the facility.

# Cape Cod Rail Trail

## Legend

- Original Sections (completed 1981 & 1995)
- Phase 1 (completed Fall 2017)
- Phase 2 (completed Spring 2019)
- Phase 3 (scheduled start Spring 2025)
- Phase 4a (TBD)
- Phase 4b (TBD)
- Sandwich (scheduled start Spring 2022)



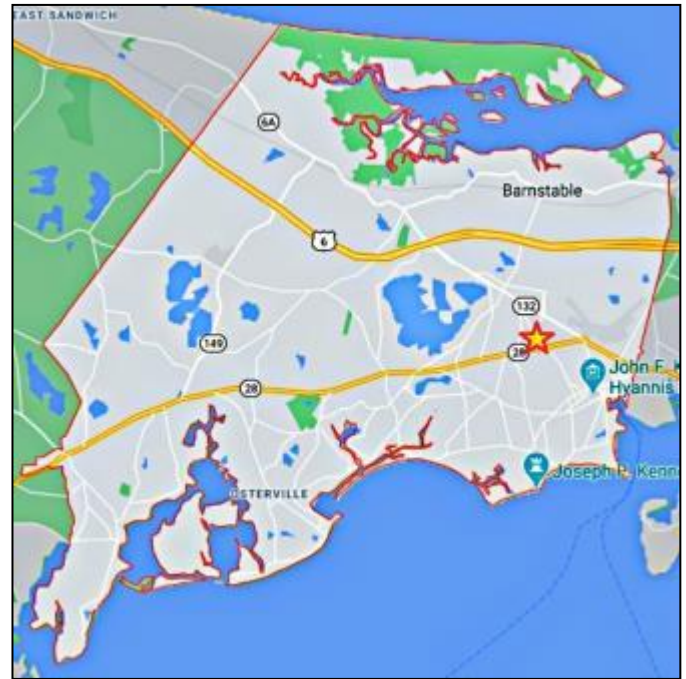
**Project Working Title:** DPW 382 Falmouth Rd Facility Parking Lot Repairs

**Project Location:** 382 Falmouth Rd, Hyannis, MA 02601

**Project Description:** Reclaim/regrade existing parking lot, provide new asphalt paving, and line striping and drainage improvements.

**Project Justification:** This parking lot is the hub of activity for employee and visitors parking at the DPW Administration and Highway facility. Working vehicles use the lot extensively and the parking lot is the hub of the Town’s Snow and Ice operations. The parking lot has deteriorated with many cracks and irregularities. Improved stormwater management facilities are warranted.

**Impact of Denial/Postponement:** Failure to repair the parking lot will result in further damage to the surface from vehicle and snow removal activities. The parking lot will become difficult to use for critical functions and become a safety hazard for vehicles and pedestrians alike.



| Project Cost Estimates: |                             | FY 2023          | Future FY |
|-------------------------|-----------------------------|------------------|-----------|
|                         | Design & Permitting         | \$50,000         | -         |
|                         | Construction or Acquisition | \$340,000        | -         |
|                         | Project Contingency         | \$40,000         | -         |
|                         | <b>Total Project Cost</b>   | <b>\$430,000</b> | -         |

**Basis for Cost Estimates:** Department of Public Works Engineering

| Project Estimated Completion Date: FY 2026           |           | Design & Permit (months)       | 6 | Construction (months) | 6 |
|--|-----------|--------------------------------|---|-----------------------|---|
| <b>Cost/Description FY 2023 and Follow-On Years:</b> |           |                                |   |                       |   |
| Fiscal Year  | Cost      | Project Description/Components |   |                       |   |
| 2023   | \$430,000 | Design and Construction        |   |                       |   |

**Source of Funding:** Capital Trust Fund and/or Bond Issue.

**Operating Budget Impact now or in future:** N/A





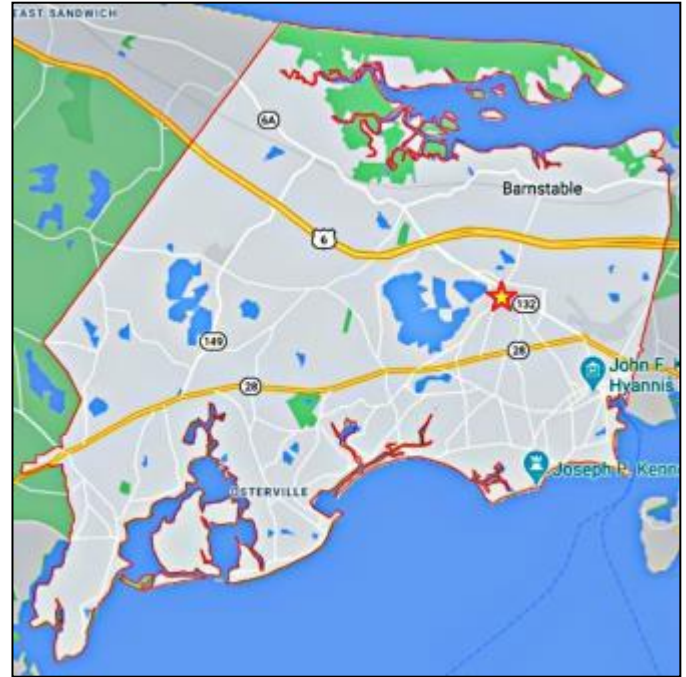
DPW 382 Falmouth Rd Facility Parking Lot

**Project Working Title:** Equipment Storage Building - Barnstable Police Department, Marine & Environmental Affairs, Weights & Measures Equipment Storage Building

**Project Location:** Phinney’s Lane, Centerville, MA

**Project Description:** This project will fund the design and construction of a 7,000 square foot storage building to be used by the Barnstable Police Department, Marine Environmental Affairs, and the Weights and Measures departments.

**Project Justification:** Currently, various pieces of expensive equipment are stored at various locations throughout the Town. Some of these locations can only be temporarily used and, in some instances, the equipment is being stored outside. Additionally, there is no place to store the police command post, an expensive asset, which is being exposed to the elements, accelerating its deterioration. The weights and measures prover truck needs to be stored indoors. It is currently located in the armory, which is now being renovated. MEA boats that have traditionally been stored in the Armory need a storage location as well.



**Impact of Denial/Postponement:** Town assets will continue to deteriorate at an accelerated pace.

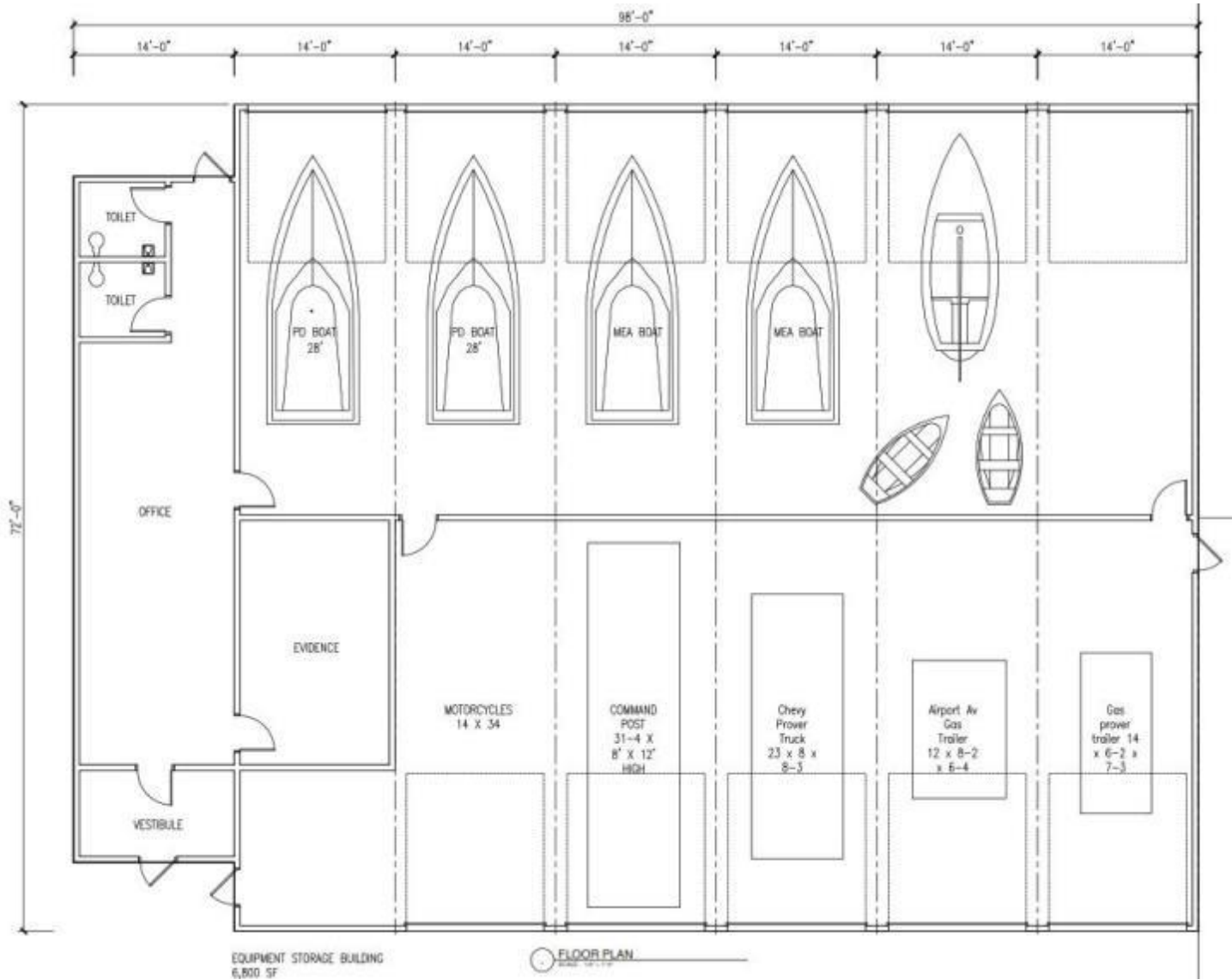
| <b>Project Cost Estimates:</b>     | <b>FY 2023</b>   | <b>Future FY</b>   |
|------------------------------------|------------------|--------------------|
| <b>Design &amp; Permitting</b>     | \$239,481        | -                  |
| <b>Construction or Acquisition</b> | -                | \$2,117,808        |
| <b>Project Management</b>          | \$50,000         | \$55,890           |
| <b>Project Contingency</b>         | -                | \$211,781          |
| <b>All Other Cost</b>              | \$52,300         | -                  |
| <b>Total Project Cost</b>          | <b>\$341,781</b> | <b>\$2,385,479</b> |

**Basis for Cost Estimates:** Department of Public Works Estimate

|  |             |                                       |   |                              |   |
|--|-------------|---------------------------------------|---|------------------------------|---|
| <b>Project Estimated Completion Date: FY 2024</b>    |             | <b>Design &amp; Permit (months)</b>   | 6 | <b>Construction (months)</b> | 8 |
| <b>Cost/Description FY 2023 and Follow-On Years:</b> |             |                                       |   |                              |   |
| <b>Fiscal Year</b>                                   | <b>Cost</b> | <b>Project Description/Components</b> |   |                              |   |
| 2023   | \$341,781   | Design                                |   |                              |   |
| 2024   | \$2,385,479 | Construction                          |   |                              |   |

**Source of Funding:** Capital Trust Fund Reserves and/or Bond Issue.

**Operating Budget Impact now or in future:** This project continues to improve existing facilities that would otherwise cost more to replace. A custodian would be needed for cleaning the additional square footage.



Storage Facility Diagram



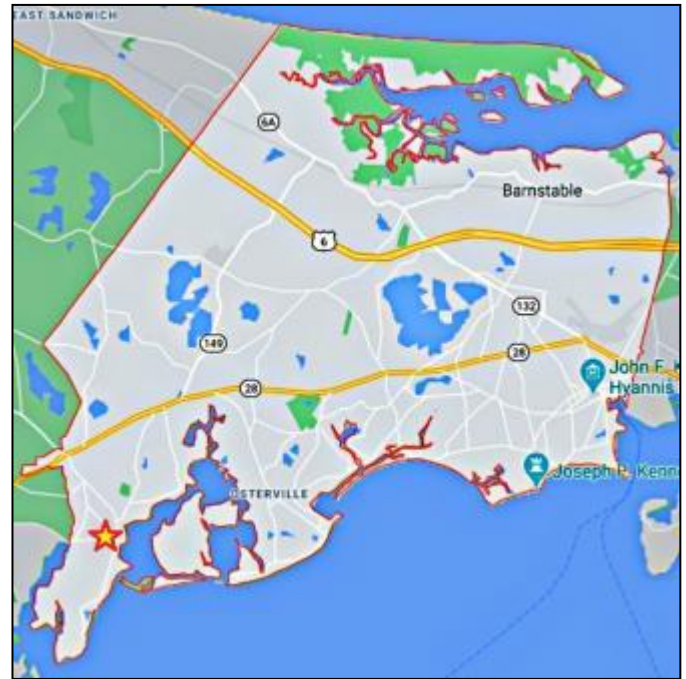
**Project Working Title:** Raised Crosswalks in Cotuit Design & Construction

**Project Location:** Intersections of School St & Piney Rd and Main St & Old Shore Rd

**Project Description:** Installation of raised pedestrian crosswalks at two (2) locations in Cotuit. The two locations are School Street at Piney Road and Main Street at Old Shore Road.

**Project Justification:** Main Street and School Street are main thoroughfares through Cotuit. Pedestrian crossings of these two roadways can be hazardous, particularly at the intersection of Main Street at Old Shore Road and School Street at Piney Road. Raised pedestrian crossings will make pedestrians entering the roadways more visible to motorists and therefore improve pedestrian safety.

**Impact of Denial/Postponement:** Failure to implement this project construction will perpetuate unsafe conditions for pedestrians traveling/crossing in these areas.



| Project Cost Estimates: |                             | FY 2023          | Future FY |
|-------------------------|-----------------------------|------------------|-----------|
|                         | Design & Permitting         | \$50,000         | -         |
|                         | Construction or Acquisition | \$200,000        | -         |
|                         | Project Management          | \$10,000         | -         |
|                         | Project Contingency         | \$35,000         | -         |
|                         | All Other Cost              | \$5,000          | -         |
|                         | <b>Total Project Cost</b>   | <b>\$300,000</b> | <b>-</b>  |

**Basis for Cost Estimates:** Department of Public Works Engineering

|  |             |                                       |   |                              |    |
|--|-------------|---------------------------------------|---|------------------------------|----|
| <b>Project Estimated Completion Date:</b> FY 2025    |             | <b>Design &amp; Permit (months)</b>   | 6 | <b>Construction (months)</b> | 12 |
| <b>Cost/Description FY 2023 and Follow-On Years:</b> |             |                                       |   |                              |    |
| <b>Fiscal Year</b>                                   | <b>Cost</b> | <b>Project Description/Components</b> |   |                              |    |
| 2023   | \$300,000   | Design and Construction               |   |                              |    |

**Source of Funding:** Capital Trust Fund Reserves and/or Bond Issue. Potential Chapter 90 funding.

**Operating Budget Impact now or in future:** The raised crosswalks will add additional routine maintenance in these locations.



Crosswalks in Cotuit

**Project Working Title:** Three Bays Stormwater BMP Design & Construction

**Project Location:** Various locations throughout Town.

**Project Description:** Design, permitting and construction of improvements to various existing Town properties to address stormwater runoff into the Three Bays Watershed by installing BMP’s to treat for nitrogen and phosphorus removal. This project includes the analysis of the study completed in 2017 and re-prioritization of the proposed sites, and design and permitting of the two (2) selected sites.

**Project Justification:** The Three Bays Watershed is one of eight (8) watersheds within the Town of Barnstable that are listed as impaired due to excess nitrogen contributions. The Town’s CWMP includes sewerage properties within this watershed, however non-traditional solutions need to be explored for nitrogen removal as this area of Town is not scheduled to receive sewer improvements for another 20-years. The Town has completed seven (7) locations in the watershed through grant opportunities and completing the design and permitting of the next two (2) systems, will make any future grant opportunities more advantageous for potential construction funding.

**Impact of Denial/Postponement:** Continued outfall of untreated stormwater into the Three Bays Watershed

|                                |                                    |                |                  |
|--------------------------------|------------------------------------|----------------|------------------|
| <b>Project Cost Estimates:</b> |                                    | <b>FY 2023</b> | <b>Future FY</b> |
|                                | <b>Design &amp; Permitting</b>     | \$150,000      | -                |
|                                | <b>Construction or Acquisition</b> | -              | TBD              |
|                                | <b>Total Project Cost</b>          | \$150,000      | TBD              |

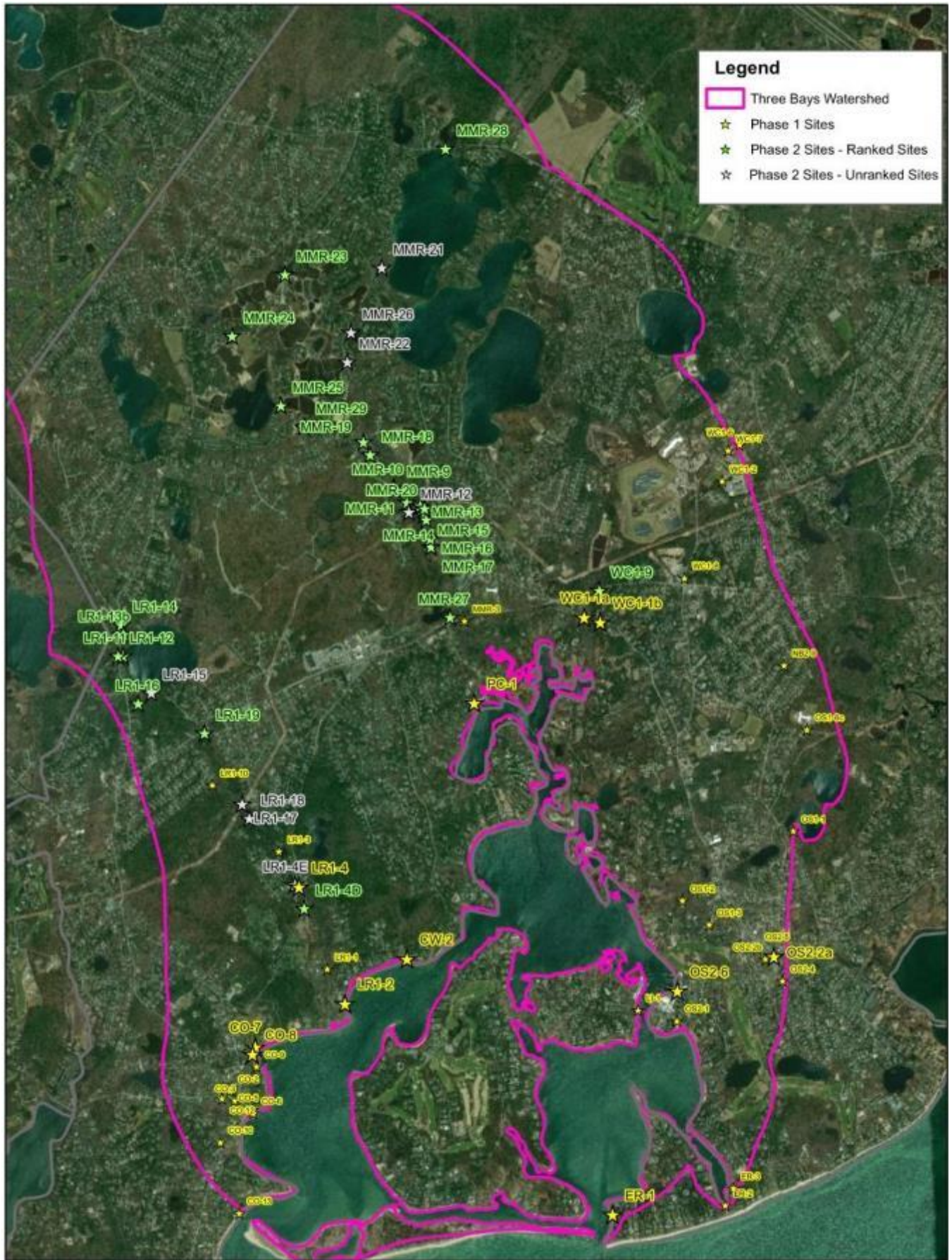
**Basis for Cost Estimates:** Consultant

|  |             |                                       |   |                              |   |
|--|-------------|---------------------------------------|---|------------------------------|---|
| <b>Project Estimated Completion Date:</b> FY 2025    |             | <b>Design &amp; Permit (months)</b>   | 6 | <b>Construction (months)</b> | 6 |
| <b>Cost/Description FY 2023 and Follow-On Years:</b> |             |                                       |   |                              |   |
| <b>Fiscal Year</b>                                   | <b>Cost</b> | <b>Project Description/Components</b> |   |                              |   |
| 2023   | \$150,000   | Design                                |   |                              |   |
| 2024   | TBD         | Construction                          |   |                              |   |

**Source of Funding:** Capital Trust Fund Reserves and/or Bond Issue. Grants available through SNEP and/or CZM

**Operating Budget Impact now or in future:** MS4 treatment/removal of untreated stormwater outfalls. Operation and maintenance is necessary for all stormwater systems to keep them functioning appropriately.





**Project Working Title:** Sidewalk Installation: East Bay Road

**Project Location:** East Bay Road and Wianno Ave

**Project Description:** Installation of new sidewalks on East Bay Road from Bates Street to Wianno Avenue and on Wianno Avenue from East Bay Road to Sea View Avenue.

**Project Justification:** East Bay Road and Wianno Avenue in Osterville Village are heavily used by pedestrians. However, portions of these roadways do not have adequate pedestrian facilities. Residents of Osterville Village have requested that sidewalks be installed on the portions of East Bay Road and Wianno Avenue where there are currently no sidewalks. Engineering staff has reviewed this request and recommends the installation of sidewalks in order to improve pedestrian safety.

**Impact of Denial/Postponement:** Denial of the project will result in a lack of sidewalks for pedestrians along these routes, which will adversely affect pedestrian safety and access.



| <b>Project Cost Estimates:</b> |                                    | <b>FY 2023</b> | <b>Future FY</b> |
|--------------------------------|------------------------------------|----------------|------------------|
|                                | <b>Design &amp; Permitting</b>     | \$95,000       | -                |
|                                | <b>Construction or Acquisition</b> | -              | \$700,000        |
|                                | <b>Project Management</b>          | -              | \$20,000         |
|                                | <b>Project Contingency</b>         | -              | \$100,000        |
|                                | <b>All Other Cost</b>              | -              | \$30,000         |
|                                | <b>Total Project Cost</b>          | \$95,000       | \$850,000        |

**Basis for Cost Estimates:** Department of Public Works Engineering

|  |             |                                       |    |                              |   |
|--|-------------|---------------------------------------|----|------------------------------|---|
| <b>Project Estimated Completion Date:</b> FY 2026    |             | <b>Design &amp; Permit (months)</b>   | 12 | <b>Construction (months)</b> | 6 |
| <b>Cost/Description FY 2023 and Follow-On Years:</b> |             |                                       |    |                              |   |
| <b>Fiscal Year</b>                                   | <b>Cost</b> | <b>Project Description/Components</b> |    |                              |   |
| 2023   | \$95,000    | Design                                |    |                              |   |
| 2024   | \$850,000   | Construction                          |    |                              |   |

**Source of Funding:** Capital Trust Fund Reserves and/or Bond Issue. Potential Chapter 90 funding.

**Operating Budget Impact now or in future:** Maintenance will be increased due to increase length of sidewalk (i.e. plowing)





East Bay Road



**Project Working Title:** Sidewalk on Pitcher’s Way (Bears’s Way to Route 28) Design & Construction

**Project Location:** Pitcher’s Way from Bears’s Way to Route 28

**Project Description:** Provide pedestrian connection for residents along Pitcher’s Way and its abutting streets to the commercial area north on Route 132 and to the south via the Route 28 bike path.

**Project Justification:** The section of Pitcher’s Way from Route 28 to Route 132 is heavily populated and an attractive pedestrian way to various locations on Route 132. A pedestrian fatality due to a motor vehicle collision on this section of Pitcher’s Way in 2016 highlights the need for a sidewalk. The project will be a great benefit to walkers and joggers in the area.

**Impact of Denial/Postponement:** Failure to implement this project construction will perpetuate unsafe conditions for pedestrians traveling along the road.



| Project Cost Estimates: |                             | FY 2023          | Future FY          |
|-------------------------|-----------------------------|------------------|--------------------|
|                         | Design & Permitting         | \$100,000        | -                  |
|                         | Construction or Acquisition | -                | \$1,025,000        |
|                         | Project Management          | \$25,000         | \$20,000           |
|                         | Project Contingency         | \$40,000         | \$130,000          |
|                         | <b>Total Project Cost</b>   | <b>\$165,000</b> | <b>\$1,175,000</b> |

**Basis for Cost Estimates:** Department of Public Works Engineering

| Project Estimated Completion Date: FY 2026           |             | Design & Permit (months)       | 12 | Construction (months) | 12 |
|--|-------------|--------------------------------|----|-----------------------|----|
| <b>Cost/Description FY 2023 and Follow-On Years:</b> |             |                                |    |                       |    |
| Fiscal Year  | Cost        | Project Description/Components |    |                       |    |
| 2023   | \$165,000   | Design                         |    |                       |    |
| 2024   | \$1,175,000 | Construction                   |    |                       |    |

**Source of Funding:** Capital Trust Fund Reserves and/or Bond Issue. Potential Chapter 90 funding.

**Operating Budget Impact now or in future:** Maintenance of the sidewalk will be increased (i.e. snow removal).



Pitcher's Way (Bears's Way to Route 28)

**Project Working Title:** Town Hall Security Implementations

**Project Location:** 367 Main St Hyannis, MA 02601

**Project Description:** Phased implementation of the recommendations contained within the Internal Security Evaluation. The FY23 work includes:

- Upgrade exterior protection of the Town Hall building and exterior gas valves;
- Secure the half-moon walking path from vehicular access;
- Install metal detector at the main entrance;
- Install a CCTV system to monitor the internal and external sides of all entrances, and;
- Other related security measures.

**Project Justification:** FY15 Town Council approved a CIP to evaluate the security risks in Town Hall. During initial project meetings between Town leaders, the Barnstable Police Department (BPD), the Department of Public Works (DPW) it was decided that the actual evaluation could be handled internally, and the monies in that CIP should be used for implementation of identified security measures. The evaluation has been completed, and the FY15 money was used for the FY17 portion implementation plan.



**Impact of Denial/Postponement:** The Town will still face the same risks, but without thoughtful proactive measures in place to mitigate those risks, it is vulnerable to a potentially horrible, preventable, outcome.

| Project Cost Estimates:     |                     | FY 2023          | Future FY  |
|-----------------------------|---------------------|------------------|------------|
|                             | Design & Permitting |                  | \$30,097   |
| Construction or Acquisition |                     | \$250,800        | TBD        |
| Project Management          |                     | \$20,064         | -          |
| Project Contingency         |                     | \$25,080         | -          |
| All Other Cost              |                     | \$20,000         | -          |
| <b>Total Project Cost</b>   |                     | <b>\$346,041</b> | <b>TBD</b> |

**Basis for Cost Estimates:** In-house estimate

|  |             |   |   |                              |    |
|--|-------------|---|---|------------------------------|----|
| <b>Project Estimated Completion Date:</b> FY 2024    |             | <b>Design &amp; Permit (months)</b>                   | 8 | <b>Construction (months)</b> | 12 |
| <b>Cost/Description FY 2023 and Follow-On Years:</b> |             |   |   |                              |    |
| <b>Fiscal Year</b>                                   | <b>Cost</b> | <b>Project Description/Components</b>                 |   |                              |    |
| 2023   | \$346,041   | FY22 Town Hall Security Implementation                |   |                              |    |
| 2024   | TBD         | Future Town Hall Security Implementation Requirements |   |                              |    |

**Source of Funding:** Capital Trust Fund Reserves and/or Bond Issue.

**Operating Budget Impact now or in future:** This project requires the hire of one security position in FY24





Town Hall

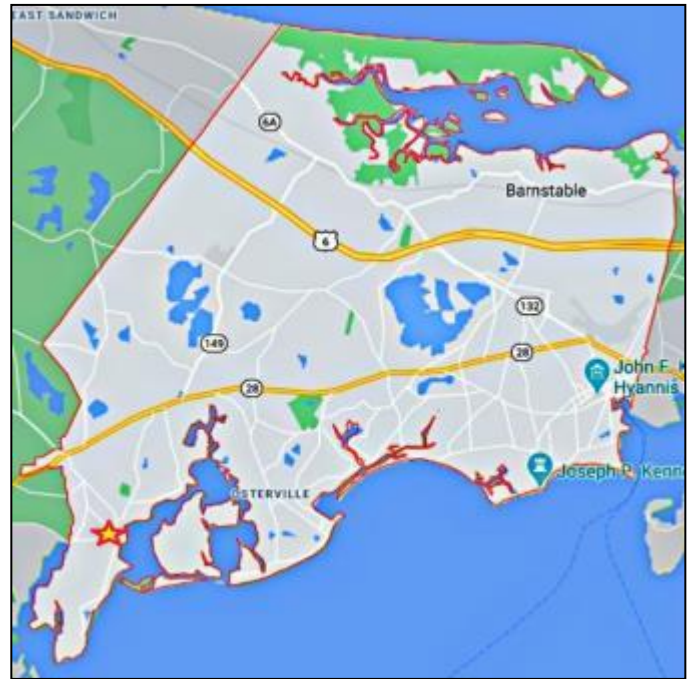
**Project Working Title:** Cotuit Elementary School Demolition

**Project Location:** Cotuit

**Project Description:** This funding request will fund hazardous materials abatement, design, bidding, and demolition of the school building. The project includes foundation removal, loam and seeding of the project site

**Project Justification:** The former elementary school was closed in 2009 by the Barnstable Public Schools during a major reconfiguration of the schools districts. The Waldorf School utilized the building until 2019 at which time the property was declared surplus and now sits vacant. The property contains tennis courts, ballfields, and parking areas that are used by the village residents. Removal of the building will open the site for other use opportunities

**Impact of Denial/Postponement:** If not addressed, the building will continue to deteriorate, and become un-occupyable. The building, although secured, will become a target of vandalism. Some interior finishes containing asbestos have failed and will continue to deteriorate costing more to resolve in the future. As the building continues to deteriorate, water infiltration and mold growth will increase creating a larger problem.



| <b>Project Cost Estimates:</b> |                                    | <b>FY 2023</b> | <b>Future FY</b> |
|--------------------------------|------------------------------------|----------------|------------------|
|                                | <b>Design &amp; Permitting</b>     | \$83,000       | -                |
|                                | <b>Construction or Acquisition</b> | \$686,000      | -                |
|                                | <b>Project Management</b>          | \$35,000       | -                |
|                                | <b>Project Contingency</b>         | \$68,600       | -                |
|                                | <b>All Other Cost</b>              | \$100,000      | -                |
|                                | <b>Total Project Cost</b>          | \$972,600      | -                |

**Basis for Cost Estimates:** Consultant estimate

|  |             |                                       |   |                              |   |
|--|-------------|---------------------------------------|---|------------------------------|---|
| <b>Project Estimated Completion Date:</b> FY 2025    |             | <b>Design &amp; Permit (months)</b>   | 6 | <b>Construction (months)</b> | 8 |
| <b>Cost/Description FY 2023 and Follow-On Years:</b> |             |                                       |   |                              |   |
| <b>Fiscal Year</b>                                   | <b>Cost</b> | <b>Project Description/Components</b> |   |                              |   |
| 2023   | \$972,600   | Design and Construction               |   |                              |   |

**Source of Funding:** Capital Trust Fund Reserves and/or Bond Issue.

**Operating Budget Impact now or in future:** An ageing facility will be removed, and therefore, maintenance will be eliminated





Cotuit Elementary School



**Project Working Title:** Zion Union Heritage Museum Improvements

**Project Location:** 296 North St, Hyannis, MA 02601

**Project Description:** The Town of Barnstable purchased the Zion Union Heritage Museum in 2007. Recently the community preservation committee was approached for preservation funding to repair sheetrock, repair egress, improve handicapped access, restore / replace windows and siding, replace gutters, improve life/safety items. Although some of these elements are eligible for CPC funding, others are not, and are included in this CIP request.

**Project Justification:** Elements of the 110 year old structure are worn and beyond their useful life. Handicap access does not meet modern day requirements. Egress stairs were recently reconstructed by the Structures and Grounds division as they were impassable. Extensive repairs, restoration, and upgrades are required.

**Impact of Denial/Postponement:** The building will continue with compromised security.



| Project Cost Estimates: |                             | FY 2023          | Future FY |
|-------------------------|-----------------------------|------------------|-----------|
|                         | Design & Permitting         | \$38,916         | -         |
|                         | Construction or Acquisition | \$324,300        | -         |
|                         | Project Management          | \$25,944         | -         |
|                         | Project Contingency         | \$32,430         | -         |
|                         | All Other Cost              | \$35,800         | -         |
|                         | <b>Total Project Cost</b>   | <b>\$457,390</b> | <b>-</b>  |

**Basis for Cost Estimates:** Department of Public Works Estimate

|  |             |                                       |   |                              |   |
|--|-------------|---------------------------------------|---|------------------------------|---|
| <b>Project Estimated Completion Date:</b> FY 2024    |             | <b>Design &amp; Permit (months)</b>   | 4 | <b>Construction (months)</b> | 6 |
| <b>Cost/Description FY 2023 and Follow-On Years:</b> |             |                                       |   |                              |   |
| <b>Fiscal Year</b>                                   | <b>Cost</b> | <b>Project Description/Components</b> |   |                              |   |
| 2023   | \$457,390   | Design and Construction               |   |                              |   |

**Source of Funding:** Capital Trust Fund Reserves and/or Bond Issue. It is estimated that up to \$300,000 of this budget is eligible for CPC funding.

**Operating Budget Impact now or in future:** To Be Determined



Zion Union Heritage Museum

**Project Working Title:** West Barnstable Railroad Depot Restoration - Design

**Project Location:** 2469 Meetinghouse Way, West Barnstable, MA 02668

**Project Description:** Built in 1910 the existing clay tile roof has had spot repairs but continues to leak. The existing roof will be removed and salvaged and new roof sheathing and waterproofing installed. Existing historic clay roof tiles will be reinstalled along with any required new tiles. Work includes restoration of the existing windows and interior repairs. This project qualifies for historic preservation funding, but CIP funding will be required for some soft costs.

**Project Justification:** Erected in 1910, the Arts & Crafts / Mission Style Architecture building has been patched, repaired and painted, but more substantive renovations are now necessary. The clay tile roof is leaking, causing damage to underlayment, soffits, and interior historic finishes. Interior finishes and windows need to be restored and or repaired. Exterior deterioration continues to allow moisture penetration into the structure, causing further damage. It is expected that additional repair items will be discovered during the design and construction process. This is a contributing structure to the West Barnstable Historic District as well as the Old Kings Highway Regional Historic District. This building is a leased property with substantial historical significance. This building is a leased property and it is the responsibility of the Town to maintain it.



**Impact of Denial/Postponement:** Continuing to defer maintenance on this facility will contribute to its deterioration, and will result in increased future repair costs and extensive structural and interior damage. Intact original finishes could become severely damaged and, at some point, the structure could become inhabitable.

| <b>Project Cost Estimates:</b> |                                    | <b>FY 2023</b> | <b>Future FY</b> |
|--------------------------------|------------------------------------|----------------|------------------|
|                                | <b>Design &amp; Permitting</b>     | \$35,910       | -                |
|                                | <b>Construction or Acquisition</b> | -              | \$359,100        |
|                                | <b>Project Management</b>          | \$35,910       |                  |
|                                | <b>Project Contingency</b>         | -              | \$35,910         |
|                                | <b>All Other Cost</b>              | \$30,300       | -                |
|                                | <b>Total Project Cost</b>          | \$102,120      | \$395,010        |


**Basis for Cost Estimates:** Department of Public Works Architect In-house Estimate

|  |             |                                       |   |                              |   |
|--|-------------|---------------------------------------|---|------------------------------|---|
| <b>Project Estimated Completion Date:</b> FY 2025    |             | <b>Design &amp; Permit (months)</b>   | 6 | <b>Construction (months)</b> | 8 |
| <b>Cost/Description FY 2023 and Follow-On Years:</b> |             |                                       |   |                              |   |
| <b>Fiscal Year</b>                                   | <b>Cost</b> | <b>Project Description/Components</b> |   |                              |   |
| 2023   | \$102,120   | Design                                |   |                              |   |
| 2024   | \$395,010   | Restoration                           |   |                              |   |

**Source of Funding:** Capital Trust Fund Reserves and/or Bond Issue, Community Preservation Funds and/or Historic Grants



**Operating Budget Impact now or in future:** This facility is an existing facility that is currently maintained by the DPW. These improvements are not expected to impact the Operating Budget.



West Barnstable Railroad Depot

**Project Working Title:** Concrete Guardrail removal & installation with disposal

**Project Location:** Town wide

**Project Description:** The project funds the removal and replacement of 6,000 linear feet of old deteriorated concrete post w/o steel cable, damaged galvanized guardrails Town wide, it is estimated to have approximately 2,880' left of Concrete bollard posts w/o cable, Town wide. A good portion of that amount is the last section of the Service Road West Barnstable presently under construction for a gas main installation.

**Project Justification:** The Town of Barnstable has approximately 9.2 miles of guardrail, much of which does not meet the MUTCD standards, that needs replacing. It consists of concrete posts w/o steel cables, numerous sections of damaged galvanized guardrail throughout the Town.

**Impact of Denial/Postponement:** Liability issues resulting in personal injury may occur as a direct result of vehicles leaving the road through an aging guardrail system, Pedestrian tripping hazards on deteriorated sidewalks.

| Project Cost Estimates: |                             | FY 2023          | Future FY      |
|-------------------------|-----------------------------|------------------|----------------|
|                         | Construction or Acquisition | \$161,500        | \$777,858      |
|                         | Project Contingency         | \$17,000         | 38,466         |
|                         | <b>Total Project Cost</b>   | <b>\$178,500</b> | <b>816,324</b> |

**Basis for Cost Estimates:** Invitation for Bid - Construction Costs are based on an average of \$50.82 per lineal foot as determined by FY-20 Invitation for bid Contract for weathered steel beam cor-10 Guardrail with wooden posts with a 5% increase annually.

| Project Estimated Completion Date: FY 2024    |           | Design & Permit (months)       | 12 | Construction (months) | 24 |
|---|-----------|--------------------------------|----|-----------------------|----|
| Cost/Description FY 2023 and Follow-On Years: |           |                                |    |                       |    |
| Fiscal Year                                   | Cost      | Project Description/Components |    |                       |    |
| 2023  | \$178,500 | Design and Construction        |    |                       |    |
| 2024  | \$187,425 | Design and Construction        |    |                       |    |
| 2025  | \$205,296 | Design and Construction        |    |                       |    |
| 2026  | \$206,636 | Design and Construction        |    |                       |    |
| 2027  | \$216,967 | Design and Construction        |    |                       |    |

**Source of Funding:** Capital Trust Fund Reserves and/or Bond Issue, potential Chapter 90 funding.

**Operating Budget Impact now or in future:** This is existing infrastructure which is already being maintained. This work should decrease the need for expenditure in the short term.





Concrete Guardrail Removal



**Project Working Title:** U.S. Custom House Site Improvements

**Project Location:** 3353 Main St, Barnstable, MA 02630

**Project Description:** Designed by Ammi B. Young, the first architect of the U.S. Treasury Department, and erected in 1856, the building and site are in the process of phased restoration. Exterior restoration of the Custom House received the Massachusetts Historic Preservation award in 2017. The site contains three structures, the U.S. Custom House, currently used by the US coastguard heritage museum, the carriage house that contains the village blacksmith, and the Old Jail, which dates back to the 1600's. The site is visited by summer residents and visitors. This project continues the restoration of the property by restoring iron fencing, improving the decayed parking areas, relocating utilities, and upgrading signage.



**Project Justification:** This property contributes significantly to the historic character of the Village of Barnstable and the Old Kings Highway Historic District. It is currently a leased property and as such parking conditions and site restoration responsibility falls on DPW. With exterior preservation work complete on the Custom House and associated Carriage House, work to the historic site and landscape is now necessary. Parking on the site is in disarray and not clearly defined. Stone parking areas have deteriorated. The historic cast iron fence is corroding and missing pieces.

**Impact of Denial/Postponement:** Continuing to defer maintenance on this facility will contribute to its deterioration and will result in increased future repair costs.

| Project Cost Estimates:     |                     | FY 2023         | Future FY        |
|-----------------------------|---------------------|-----------------|------------------|
|                             | Design & Permitting |                 | \$42,890         |
| Construction or Acquisition |                     | -               | \$357,420        |
| Project Management          |                     | \$30,000        | -                |
| Project Contingency         |                     | -               | \$35,742         |
| All Other Cost              |                     | \$20,000        | -                |
| <b>Total Project Cost</b>   |                     | <b>\$92,890</b> | <b>\$393,162</b> |

**Basis for Cost Estimates:** Department of Public Works Architect In-house Estimate

|  |             |                                       |   |                              |   |
|--|-------------|---------------------------------------|---|------------------------------|---|
| <b>Project Estimated Completion Date:</b> FY 2024    |             | <b>Design &amp; Permit (months)</b>   | 6 | <b>Construction (months)</b> | 8 |
| <b>Cost/Description FY 2023 and Follow-On Years:</b> |             |                                       |   |                              |   |
| <b>Fiscal Year</b>                                   | <b>Cost</b> | <b>Project Description/Components</b> |   |                              |   |
| 2023   | \$92,890    | Site restoration design               |   |                              |   |
| 2024   | \$393,162   | Site restoration construction         |   |                              |   |

**Source of Funding:** Capital Trust Fund Reserves and/or Bond Issue. Portions of this project are eligible for community preservation funding

**Operating Budget Impact now or in future:** This project is a continuation of restoration work of the building and site



U.S. Custom House



**Project Working Title:** 50 Pearl Street Repairs

**Project Location:** 50 Pearl Street, Hyannis, MA 02601

**Project Description:** This project implements recommendation from the facility management study completed October 15, 2018. FY23 improvements are limited to exterior envelope and mechanical improvements as outlined in the facility management plan, and include basement wall repairs, exterior shingle replacement and other exterior work, exterior door restoration / replacement, plumbing fixture replacement, water heater replacement, electric distribution system upgrade, fire alarm system repairs, and other undiscovered elements that need repair. FY24 improvements include interior wall, ceiling, and floor finishes, signage, lighting work



**Project Justification:** The building at 50 Pearl Street is currently utilized as an art gallery and workspace for established and emerging artists. The facility provides individual spaces for multiple artists to display and sell their work. Nautical-themed Vernon Coleman murals decorate the basement walls. Basement wall leaks continue to degrade the murals. This building is the only dedicated art gallery in the art complex. This building provides a vital role in the success of the arts and culture program. The 189-year-old structure is open to the public and needs to meet public safety requirements.

**Impact of Denial/Postponement:** Life safety improvements will be deferred. Building and site elements will continue to deteriorate due to deferred improvements resulting in greater future costs

| Project Cost Estimates: |                             | FY 2023          | Future FY        |
|-------------------------|-----------------------------|------------------|------------------|
|                         | Design & Permitting         | \$21,384         | \$10,613         |
|                         | Construction or Acquisition | \$178,200        | \$88,440         |
|                         | Project Management          | \$17,820         | \$8,844          |
|                         | Project Contingency         | \$17,820         | \$8,844          |
|                         | All Other Cost              | \$10,000         | \$10,000         |
|                         | <b>Total Project Cost</b>   | <b>\$245,224</b> | <b>\$126,741</b> |

**Basis for Cost Estimates:** EMG Facilities Condition Assessment

| Project Estimated Completion Date: | Design & Permit (months) | Construction (months) |
|------------------------------------|--------------------------|-----------------------|
|                                    |                          |                       |

| Cost/Description FY 2023 and Follow-On Years: |           |                                    |
|---|-----------|------------------------------------|
| Fiscal Year                                   | Cost      | Project Description/Components     |
| 2023  | \$245,224 | Design and construction - Exterior |
| 2024  | \$126,741 | Design and construction - Interior |

**Source of Funding:** Capital Trust Fund Reserves and/or Bond Issue. Some items may be eligible for Community Preservation Funding.



Operating Budget Impact now or in future: Reduced maintenance costs.



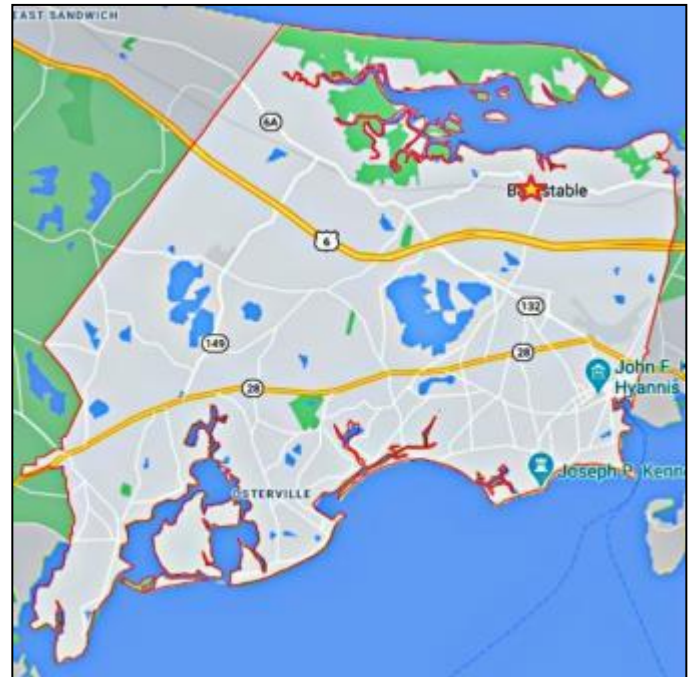
50 Pearl Street

**Project Working Title:** Old Jail Repairs

**Project Location:** 3365 Main St, Barnstable, MA 02630

**Project Description:** Built in the late 1600’s and one of the oldest wooden jails in the state, this project would fund needed structural, accessibility, exterior and site improvements to the building. These funds would provide for design and renovation / construction. There is renewed interest in expanding access and viewing of the old jail as part of expanding operations of the Coastguard Heritage Museum campus and Blacksmith Shop.

**Project Justification:** In 2011, CBI Consulting completed a historic building study for this building. Originally constructed in 1690, the building has been moved, patched, repaired, and painted, but additional renovations are now necessary. Extensive deterioration of original floor supports has been observed in the basement. Repair work identified as needing to be done in 2011 is included as part of this project.



**Impact of Denial/Postponement:** Continued deferred maintenance of this facility will contribute to its further deterioration and increased cost of repair. At some point, the structural deterioration will become a life safety issue and the building will not be habitable.

| <b>Project Cost Estimates:</b> |                                    | <b>FY 2023</b> | <b>Future FY</b> |
|--------------------------------|------------------------------------|----------------|------------------|
|                                | <b>Design &amp; Permitting</b>     | \$42,525       | -                |
|                                | <b>Construction or Acquisition</b> | -              | \$283,500        |
|                                | <b>Project Management</b>          | \$20,000       | \$10,000         |
|                                | <b>Project Contingency</b>         | -              | \$28,350         |
|                                | <b>All Other Cost</b>              | \$30,000       | -                |
|                                | <b>Total Project Cost</b>          | \$92,525       | \$321,850        |

**Basis for Cost Estimates:** Department of Public Works Architect In-house Estimate

|  |             |                                       |   |                              |   |
|--|-------------|---------------------------------------|---|------------------------------|---|
| <b>Project Estimated Completion Date:</b> FY 2026    |             | <b>Design &amp; Permit (months)</b>   | 6 | <b>Construction (months)</b> | 8 |
| <b>Cost/Description FY 2023 and Follow-On Years:</b> |             |                                       |   |                              |   |
| <b>Fiscal Year</b>                                   | <b>Cost</b> | <b>Project Description/Components</b> |   |                              |   |
| 2023   | \$92,525    | Design                                |   |                              |   |
| 2024   | \$321,850   | Construction                          |   |                              |   |

**Source of Funding:** Capital Trust Fund Reserves and/or Bond Issue. This project is eligible for Community Preservation Funding

**Operating Budget Impact now or in future:** These renovations are not expected to have a measurable impact on the Operating Budget.





Old Jail



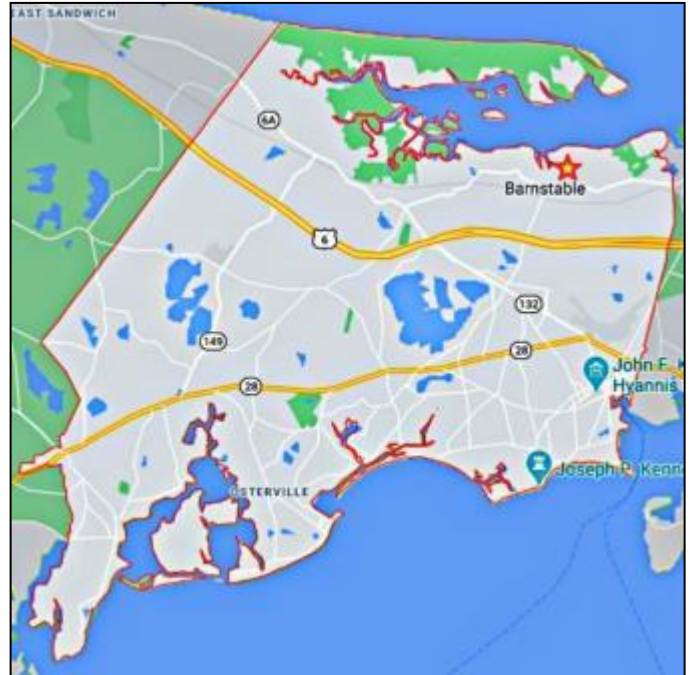
**Project Working Title:** Sidewalks on Commerce Road (George Street to Route 6A) - Design

**Project Location:** Commerce Road from George Street to Route 6A.

**Project Description:** Installation of a new sidewalk on Commerce Road from the termination of the existing side at George Street to Route 6A.

**Project Justification:** Commerce Road is an attractive and frequently used pedestrian way. This project would provide a safe pedestrian connection between Route 6A and the Commerce Road residential neighborhoods as well as Barnstable Harbor, Millway Beach and the other nearby destination.

**Impact of Denial/Postponement:** Failure to implement this project construction will perpetuate unsafe conditions for pedestrians traveling along the road



| Project Cost Estimates:     |                     | FY 2023         | Future FY        |
|-----------------------------|---------------------|-----------------|------------------|
|                             | Design & Permitting |                 | \$65,000         |
| Construction or Acquisition |                     | -               | \$450,000        |
| Project Management          |                     | \$10,000        | \$10,000         |
| Project Contingency         |                     | -               | \$75,000         |
| All Other Cost              |                     | -               | \$15,000         |
| <b>Total Project Cost</b>   |                     | <b>\$75,000</b> | <b>\$550,000</b> |

**Basis for Cost Estimates:** Department of Public Works Engineering

|  |             |                                       |    |                              |   |
|--|-------------|---------------------------------------|----|------------------------------|---|
| <b>Project Estimated Completion Date: FY 2027</b>    |             | <b>Design &amp; Permit (months)</b>   | 12 | <b>Construction (months)</b> | 6 |
| <b>Cost/Description FY 2023 and Follow-On Years:</b> |             |                                       |    |                              |   |
| <b>Fiscal Year</b>                                   | <b>Cost</b> | <b>Project Description/Components</b> |    |                              |   |
| 2023   | \$75,000    | Design                                |    |                              |   |
| 2024   | \$550,000   | Construction                          |    |                              |   |

**Source of Funding:** Capital Trust Fund Reserves and/or Bond Issue, and potentially Chapter 90 funding.

**Operating Budget Impact now or in future:** Addition of a sidewalk will require additional associated maintenance (snow plowing, etc.).



Commerce Road (George Street to Route 6A)



**Project Working Title:** 46 Pearl Street Repairs

**Project Location:** 46 Pearl Street, Hyannis, MA 02601

**Project Description:** These FY23 improvements include window replacement, exterior door repairs / replacement, roof replacement, rear deck replacement, and other improvements as discovered during repair. This project implements recommendation from the facility management study completed October 15, 2018. Future funds will be required to upgrade interior elements.

**Project Justification:** The building at 46 Pearl Street is currently utilized as an artist residence and workspace for resident artists. The facility is dedicated to promoting the arts in Barnstable. As such, it provides housing and art spaces for artists. The building provides a vital role in the success of the arts and culture program.

**Impact of Denial/Postponement:** Building and site elements will continue to deteriorate due to deferred improvements resulting in greater future expenditures.



| Project Cost Estimates: |                             | FY 2023          | Future FY        |
|-------------------------|-----------------------------|------------------|------------------|
|                         | Design & Permitting         | \$23,819         | \$28,710         |
|                         | Construction or Acquisition | \$158,796        | \$191,400        |
|                         | Project Management          | \$23,819         | \$28,710         |
|                         | Project Contingency         | \$15,880         | \$19,140         |
|                         | All Other Cost              | \$1,000          | \$1,000          |
|                         | <b>Total Project Cost</b>   | <b>\$223,314</b> | <b>\$268,960</b> |

**Basis for Cost Estimates:** EMG facilities condition assessment

| Project Estimated Completion Date: FY 2025           |           | Design & Permit (months)           | 8 | Construction (months) | 8 |
|--|-----------|------------------------------------|---|-----------------------|---|
| <b>Cost/Description FY 2023 and Follow-On Years:</b> |           |                                    |   |                       |   |
| Fiscal Year  | Cost      | Project Description/Components     |   |                       |   |
| 2023   | \$223,314 | Design and construction - Exterior |   |                       |   |
| 2024   | \$268,960 | Design and construction - Interior |   |                       |   |

**Source of Funding:** Capital Trust Fund Reserves and/or Bond Issue, and \$80,000 is eligible for Community Preservation Funding

**Operating Budget Impact now or in future:** This project relocates and upgrades an existing space within the building. Staffing will remain the same.





46 Pearl Building

**Project Working Title:** Guyer Barn Facility Management Plan Improvements

**Project Location:** 250 South Street, Hyannis, MA 02601

**Project Description:** Emergency lighting, Interior wall finishes, water heater replacement, exit lighting, exterior lighting, and historic window restoration are scheduled to be completed at this time. This project implements the recommendations from the facility management study completed October 15, 2018.

**Project Justification:** The Guyer Barn is currently utilized as a year round community art space for established and emerging artists. This space is used for visual and performing arts experiences providing support for the arts and culture program. It is the hub of the pearl street arts and culture complex. This 156-year old structure requires on-going restoration and improvements to preserve its historical significance and continued use for the arts program. Some of these items are required to meet life safety requirements.

**Impact of Denial/Postponement:** Life safety improvements will be deferred. Building and site elements will continue to deteriorate due to deferred improvements resulting in greater future costs.



| <b>Project Cost Estimates:</b> |                                    | <b>FY 2023</b> | <b>Future FY</b> |
|--------------------------------|------------------------------------|----------------|------------------|
|                                | <b>Design &amp; Permitting</b>     | \$25,000       | -                |
|                                | <b>Construction or Acquisition</b> | \$124,080      | -                |
|                                | <b>Project Management</b>          | \$30,000       | -                |
|                                | <b>Project Contingency</b>         | \$12,408       | -                |
|                                | <b>All Other Cost</b>              | \$25,000       | -                |
|                                | <b>Total Project Cost</b>          | \$216,488      | -                |

**Basis for Cost Estimates:** EMG Facilities Condition Assessment

|  |             |                                       |   |                              |   |
|--|-------------|---------------------------------------|---|------------------------------|---|
| <b>Project Estimated Completion Date: FY 2024</b>    |             | <b>Design &amp; Permit (months)</b>   | 6 | <b>Construction (months)</b> | 6 |
| <b>Cost/Description FY 2023 and Follow-On Years:</b> |             |                                       |   |                              |   |
| <b>Fiscal Year</b>                                   | <b>Cost</b> | <b>Project Description/Components</b> |   |                              |   |
| 2023   | \$216,488   | Design and Construction               |   |                              |   |

**Source of Funding:** Capital Trust Fund Reserves and/or Bond Issue. It is estimated that this project may be eligible for \$137,000 in community preservation funding

**Operating Budget Impact now or in future:** This project continues improvement from previously funded projects, reduced routine maintenance is expected.



Guyer Barn

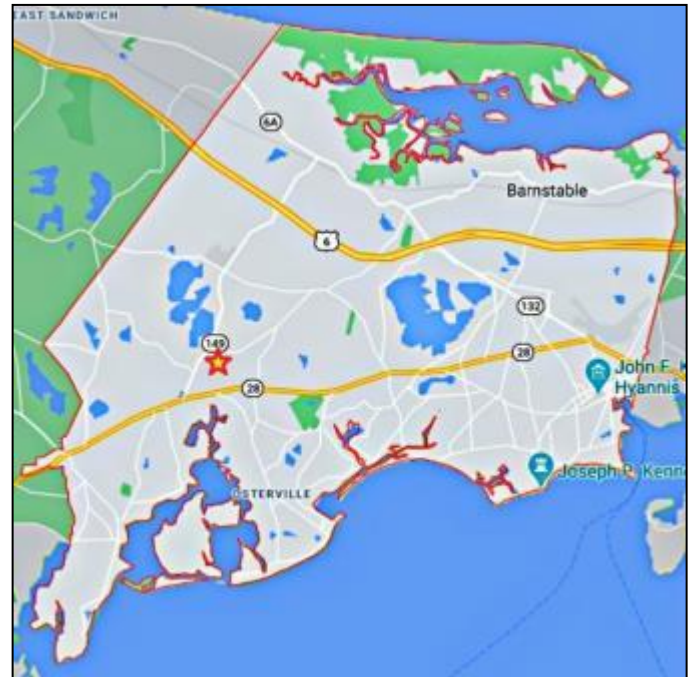


**Project Working Title:** Burgess Barn Improvements

**Project Location:** 559 Route 149, Marstons Mills

**Project Description:** This project would fund renovations and stabilize the building interior and access points. The work will consist of interior construction, mechanical, electrical, thermal insulation, interior improvements, and installation of new ADA accessible restroom in order to make the space available to groups using the property.

**Project Justification:** Erected in the late 1700's, the building was in a state of significant disrepair and in danger of being lost. CPA funding was approved in FY14 to fund extensive preservation of the exterior of the building. Windows and doors have been restored and new siding has been installed. The roof was replaced in 2016. Additional funding would allow the renovation of the interior to allow the building to be occupied. Renovations would include an ADA accessible entrance and restrooms, and would modify the interior so it is usable as a community space. The Marstons Mills Village Association that utilizes the Burgess House envisions use of the barn for larger meetings and events. The new space could be designed so accessible toilet facilities could be accessed from Burgess park. Without additional funding, the building will remain suitable for cold storage only and underutilized.



**Impact of Denial/Postponement:** Continued deferred renovation of this building will continue its non-use resulting in deterioration of work previously funded by the Community Preservation Board

| Project Cost Estimates:     |                     | FY 2023         | Future FY        |
|-----------------------------|---------------------|-----------------|------------------|
|                             | Design & Permitting |                 | \$44,730         |
| Construction or Acquisition |                     | -               | \$447,300        |
| Project Management          |                     | \$30,000        | \$20,000         |
| Project Contingency         |                     | -               | \$44,730         |
| All Other Cost              |                     | \$10,000        | -                |
| <b>Total Project Cost</b>   |                     | <b>\$84,730</b> | <b>\$512,030</b> |

**Basis for Cost Estimates:** Department of Public Works In-house Estimate

|  |             |                                       |   |                              |   |
|--|-------------|---------------------------------------|---|------------------------------|---|
| <b>Project Estimated Completion Date:</b> FY 2025    |             | <b>Design &amp; Permit (months)</b>   | 6 | <b>Construction (months)</b> | 8 |
| <b>Cost/Description FY 2023 and Follow-On Years:</b> |             |                                       |   |                              |   |
| <b>Fiscal Year</b>                                   | <b>Cost</b> | <b>Project Description/Components</b> |   |                              |   |
| 2023   | \$84,730    | Design                                |   |                              |   |
| 2024   | \$512,030   | Construction                          |   |                              |   |

**Source of Funding:** Capital Trust Fund Reserves and/or Bond Issue. Portions of this project are eligible for Community Preservation Funding.

**Operating Budget Impact now or in future:** The building is maintained by the current leaseholder.



Burgess Barn



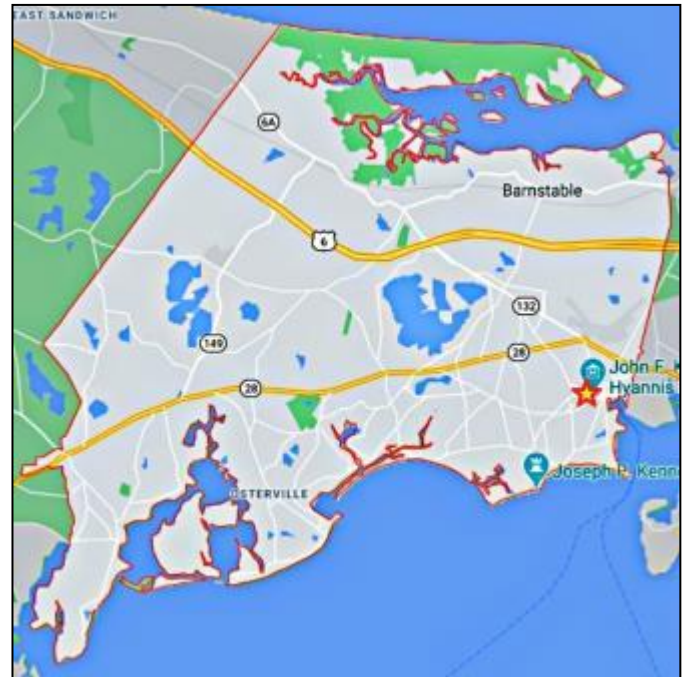
**Project Working Title:** Old Town Hall Basement Storage

**Project Location:** 397 Main St, Hyannis, MA 02601

**Project Description:** Conversion of the existing basement area into a temperature and humidity controlled space. Moisture controlling coatings will be installed on masonry walls and floors. Mechanical systems will be updated to manage moisture and temperature. Fire alarm and suppression systems will be updated. Lighting and controls will be added. Hazardous materials will be removed.

**Project Justification:** Storage needs for town departments are continually increasing. There is a lack of moisture and temperature controlled storage space town.

**Impact of Denial/Postponement:** The basement in the Old Town Hall is underutilized with hazardous materials exposed and in need of remediation.



| Project Cost Estimates:   |                             | FY 2023   | Future FY |
|---------------------------|-----------------------------|-----------|-----------|
|                           | Design & Permitting         | \$45,922  | -         |
|                           | Construction or Acquisition | \$459,227 | -         |
|                           | Project Management          | \$35,000  | -         |
|                           | Project Contingency         | \$45,922  | -         |
|                           | All Other Cost              | \$57,300  | -         |
| <b>Total Project Cost</b> | <b>\$643,371</b>            | <b>-</b>  |           |

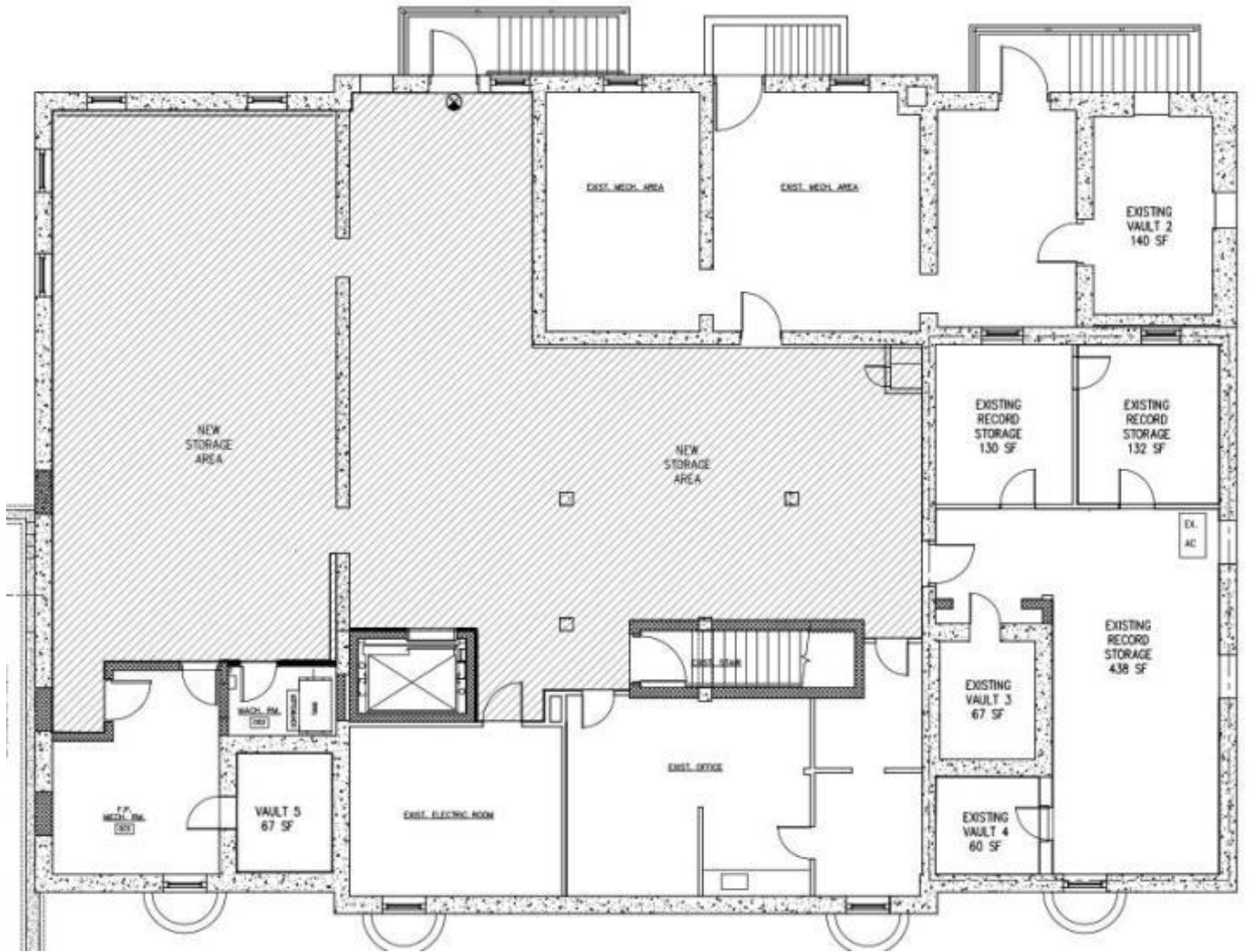
**Basis for Cost Estimates:** Department of Public Works In-house Estimate

| <b>Project Estimated Completion Date: FY 2024</b>    |           | <b>Design &amp; Permit (months)</b> | 6 | <b>Construction (months)</b> | 8 |
|--|-----------|-------------------------------------|---|------------------------------|---|
| <b>Cost/Description FY 2023 and Follow-On Years:</b> |           |                                     |   |                              |   |
| Fiscal Year  | Cost      | Project Description/Components      |   |                              |   |
| 2023   | \$643,371 | Design and construction             |   |                              |   |

**Source of Funding:** Capital Trust Fund Reserves and/or Bond Issue.

**Operating Budget Impact now or in future:** Mechanical upgrades will replace some worn equipment that would need maintenance.





Old Town Hall Basement

**Project Working Title:** Commerce Road Improvements

**Project Location:** Commerce Road, Barnstable Village

**Project Description:** This project will raise the adjacent portions of Commerce Road above the flood zone elevation to increase the ability of residents to evacuate the neighborhood when flooding occurs. The project also includes the replacement of the existing, aging culvert to a new box culvert in accordance with MassDEP stream crossing standards, including space for a pedestrian sidewalk.

**Project Justification:** Commerce Road, like many coastal roads/neighborhoods has experienced an increase in flooding in recent years. This has led to residents being trapped in their homes due to that flooding, and emergency services workers having to make rescues during the heights of the storms. Based on predictions concerning sea level rise, it is expected that these types of incidents will only increase with time. This proposal will provide improved egress for residents to evacuate the neighborhood during flooding events, but will not prevent flooding from happening within the residential areas near Maraspin Creek/Commerce Road or the associated property damage.



**Impact of Denial/Postponement:** Commerce Road will continue to overtop during flooding events, rendering it impassable and preventing residents from evaluating.

| Project Cost Estimates:     |                     | FY 2023            | Future FY |
|-----------------------------|---------------------|--------------------|-----------|
|                             | Design & Permitting | -                  | \$100,000 |
| Construction or Acquisition | -                   | \$2,800,000        |           |
| Project Management          | -                   | \$50,000           |           |
| Project Contingency         | -                   | \$200,000          |           |
| All Other Cost              | -                   | \$100,000          |           |
| <b>Total Project Cost</b>   | -                   | <b>\$3,250,000</b> |           |

**Basis for Cost Estimates:** Consultant

| Project Estimated Completion Date: FY 2025    |             | Design & Permit (months)       | 12 | Construction (months) | 12 |
|---|-------------|--------------------------------|----|-----------------------|----|
| Cost/Description FY 2023 and Follow-On Years: |             |                                |    |                       |    |
| Fiscal Year                                   | Cost        | Project Description/Components |    |                       |    |
| 2023  | -           | -                              |    |                       |    |
| 2024  | \$3,250,000 | Construction                   |    |                       |    |

**Source of Funding:** Capital Trust Fund Reserves and/or Bond Issue. Potential grants available through NRCS, MVP and other culvert replacement grant opportunities.

**Operating Budget Impact now or in future:** Maintenance for new culvert and sidewalk will be through operating budget







**Project Working Title:** Culvert Improvements

**Project Location:** Various locations throughout Town

**Project Description:** Design, permitting and construction of improvements to various existing culverts in need of repair throughout the Town of Barnstable. This project is intended to be a recurring effort to repair existing culverts through the Town, based on prioritization created by Department of Public Works. There are no projects scheduled for FY23, with the design and permitting of the FY22 culverts still on going.

**Project Justification:** Annually the Engineering department receives dozens of requests to renovate, extend or add sidewalks in areas of the Town where sidewalks may either be in poor conditions, non ADA compliant or do not extend to areas where there should be safe pedestrian access too. This project would allow the Engineering department to address these requests based on prioritization.

**Impact of Denial/Postponement:** Failure to repair the listed culverts will result in further deterioration of the culverts, potentially resulting in un-passable roads and flooding. They will become a safety risk to residents and visitors of the Town of Barnstable.

| Project Cost Estimates: |                             | FY 2023 | Future FY        |
|-------------------------|-----------------------------|---------|------------------|
|                         | Design & Permitting         | -       | \$75,000         |
|                         | Construction or Acquisition | -       | \$300,000        |
|                         | Project Management          | -       | \$20,000         |
|                         | Project Contingency         | -       | \$30,000         |
|                         | <b>Total Project Cost</b>   | -       | <b>\$425,000</b> |

**Basis for Cost Estimates:** Department of Public Works Engineering

| Project Estimated Completion Date: FY 2025           |           | Design & Permit (months)       | 12 | Construction (months) | 12 |
|--|-----------|--------------------------------|----|-----------------------|----|
| <b>Cost/Description FY 2023 and Follow-On Years:</b> |           |                                |    |                       |    |
| Fiscal Year  | Cost      | Project Description/Components |    |                       |    |
| 2023   | -         | -                              |    |                       |    |
| 2024   | \$200,000 | Design and Construction        |    |                       |    |
| 2025   | -         | -                              |    |                       |    |
| 2026   | \$225,000 | Design and Construction        |    |                       |    |

**Source of Funding:** Capital Trust Fund Reserves and/or Bond Issue. Culvert Replacement grants are available and DPW will continue to apply.

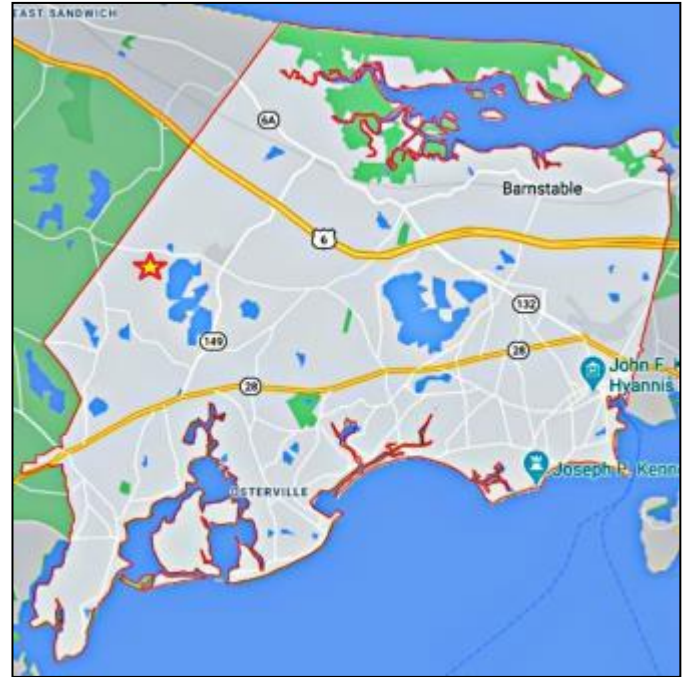
**Operating Budget Impact now or in future:** Several culverts require routine maintenance to install safety measures due to failing culverts or surrounding slopes. Culverts are maintained through Highway Operating budget.



Culverts

**Project Working Title:** Private Road Repairs – School Street & Old Mill Road Marstons Mills

**Project Location:** Legislation passed in 2014 (Chapter 339 of the Acts of 2014 - signed by the Governor on 10/3/2014) allows that "the Town of Barnstable may from time to time, for the purpose of ensuring the safety of the general public, enter and make expenditures for undertaking maintenance and improvements within the layout, or any portion thereof, of one or more private ways within the Town". To do this the Town must make "a declaration of common usage of such private way by the general public by vote of the Town Council". Common usage is defined as "a road or any portion thereof that has been commonly used by the general public for a period of at least 20 consecutive years of travel directly from 1 public road or area to another public road or area."



The FY23 request would address School Street and Old Mill Road in Marstons Mills. These roads require frequent maintenance and are in a state of disrepair. This project also anticipates a FY24 request to fund repairs to Asa Meigs Road in Marstons Mills and Banfield Dr in Cotuit.

**Project Description:** Repairs may include one of several different approaches including full depth reconstruction, reclamation, asphalt overlay, milling, and paving, applying a chipseal surface layer or cracksealing. In addition to surface repairs, projects typically include installation or upgrading of drainage systems, curbing, and sidewalks wherever practicable. Traffic calming and ADA accessibility will also be incorporated where possible and as appropriate.

**Project Justification:** The roads in question are in common usage, in need of repair, and are heavily traveled. All proposed roads will be reclaimed and repaved.

**Impact of Denial/Postponement:** The roads will continue to deteriorate, possibly leading to unsafe and ultimately impassable conditions.

| Project Cost Estimates: |                             | FY 2023          | Future FY        |
|-------------------------|-----------------------------|------------------|------------------|
|                         | Construction or Acquisition | \$860,000        | \$275,000        |
|                         | Project Management          | \$50,000         | \$25,000         |
|                         | Project Contingency         | \$50,000         | \$70,000         |
|                         | All Other Cost              | \$15,000         | \$5,000          |
|                         | <b>Total Project Cost</b>   | <b>\$975,000</b> | <b>\$375,000</b> |

**Basis for Cost Estimates:** Department of Public Works Engineering

| Project Estimated Completion Date: FY 2026    |           | Design & Permit (months)   | 6 | Construction (months) | 12 |
|---|-----------|--|---|-----------------------|----|
| Cost/Description FY 2023 and Follow-On Years: |           |  |   |                       |    |
| Fiscal Year                                   | Cost      | Project Description/Components   |   |                       |    |
| 2023  | \$975,000 | Construction – School Street and Old Mill Road, Marstons Mills           |   |                       |    |
| 2024  | \$375,000 | Construction – Asa Meigs Road, Marstons Mills and Banfield Drive, Cotuit |   |                       |    |

**Source of Funding:** Sewer Construction & Private Way Improvements Fund.



**Operating Budget Impact now or in future:** Maintenance will be through operating budget, but anticipate reduced routine maintenance.



School Street & Old Mill Road Marstons Mills

**Project Working Title:** Public Bridge Maintenance and Repairs

**Project Location:** Centerville River Bridge (Craigville Beach Road, Centerville); Maraspin Creek Bridge (Millway, Barnstable Village); Mill Creek Bridge (Keveney Lane, Barnstable Village); Santuit River Bridge (School Street, Cotuit); Oyster Harbors Bridge (Bridge Street, Osterville).

**Project Description:** Maintenance and repairs for the bridges listed above, which are owned by the Town of Barnstable (or co-owned with neighboring towns) and inspected by MassDOT. This project predominantly involves specialized maintenance and repairs that DPW Highway Division cannot readily perform, including but not limited to repairing or replacing structural elements, railings, concrete decking, and sidewalks, correcting scour at bridge abutments, replacing expansion joints, repairing or replacing railings, etc. This project will fund repairs prioritized by the MassDOT inspections.

**Project Justification:** MassDOT inspects Town bridges every 2 years and provides inspection reports, which identify repairs needed to these bridges. MassDOT expects the Town to repair deficiencies in a timely manner, and it is the Town's responsibility to do so. It is also in the Town's best interests to address deficiencies when they are relatively minor, before they become safety concerns and potentially much more costly.

**Impact of Denial/Postponement:** Commerce Road will continue to overtop during flooding events, rendering it impassable and preventing residents from evaluating.

| Project Cost Estimates: |                             | FY 2023 | Future FY          |
|-------------------------|-----------------------------|---------|--------------------|
|                         | Design & Permitting         | -       | \$100,000          |
|                         | Construction or Acquisition | -       | \$750,000          |
|                         | Project Management          | -       | \$50,000           |
|                         | Project Contingency         | -       | \$100,000          |
|                         | <b>Total Project Cost</b>   | -       | <b>\$1,000,000</b> |

**Basis for Cost Estimates:** Department of Public Works Engineering

| Project Estimated Completion Date: FY 2026    |           | Design & Permit (months)       | 12 | Construction (months) | 12 |
|---|-----------|--------------------------------|----|-----------------------|----|
| Cost/Description FY 2023 and Follow-On Years: |           |                                |    |                       |    |
| Fiscal Year                                   | Cost      | Project Description/Components |    |                       |    |
| 2023  | -         | -                              |    |                       |    |
| 2024  | \$500,000 | Design and Construction        |    |                       |    |
| 2025  | -         | -                              |    |                       |    |
| 2026  | \$500,000 | Design and Construction        |    |                       |    |

**Source of Funding:** Capital Trust Fund Reserves and/or Bond Issue, and possible Chapter 90 funding.

**Operating Budget Impact now or in future:** Regular maintenance will be through operating budget





Public Bridge Needed Repairs



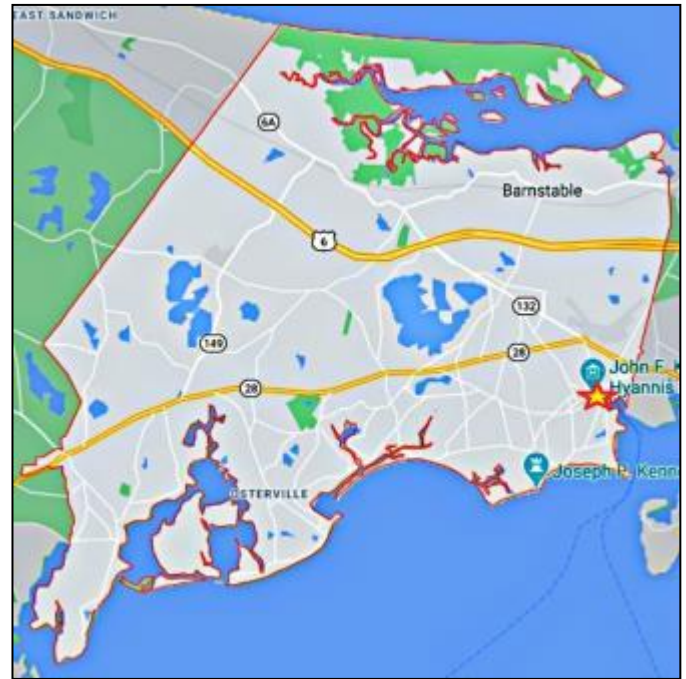
**Project Working Title:** Town Hall Parking Lot Improvements - Design

**Project Location:** 367 Main St, Hyannis, MA 02601

**Project Description:** The project will fund the design and construction of paving, curbing, landscaping, lighting, stormwater improvements, and ADA improvements to resolve issues with a disorganized site with traffic conflicts and multiple curb cuts.

**Project Justification:** Town Hall parking lot is the central parking facility for town and school offices, art and historical museum activities, and overflow parking for Main Street commerce. The proposed project would correct deficiencies in the current automobile traffic pattern and provide safe pedestrian access to associated connection points. Current vehicular and pedestrian traffic practices, and the interaction between the two, are dangerous and inconvenient. The proposed alterations are designed to correct these issues.

**Impact of Denial/Postponement:** We will continue to have problems with pedestrian and vehicular traffic. The public will continue to endure poor lighting conditions and security issues while attending evening meetings.



|                                |                                    |                |                  |
|--------------------------------|------------------------------------|----------------|------------------|
| <b>Project Cost Estimates:</b> |                                    | <b>FY 2023</b> | <b>Future FY</b> |
|                                | <b>Design &amp; Permitting</b>     | -              | \$130,000        |
|                                | <b>Construction or Acquisition</b> | -              | \$700,000        |
|                                | <b>Project Management</b>          | -              | \$30,000         |
|                                | <b>Project Contingency</b>         | -              | \$140,000        |
|                                | <b>Total Project Cost</b>          | -              | \$1,000,000      |

**Basis for Cost Estimates:** Department of Public Works Engineering

|  |             |                                       |    |                              |   |
|--|-------------|---------------------------------------|----|------------------------------|---|
| <b>Project Estimated Completion Date:</b> FY 2027    |             | <b>Design &amp; Permit (months)</b>   | 12 | <b>Construction (months)</b> | 6 |
| <b>Cost/Description FY 2023 and Follow-On Years:</b> |             |                                       |    |                              |   |
| <b>Fiscal Year</b>                                   | <b>Cost</b> | <b>Project Description/Components</b> |    |                              |   |
| 2023   | -           | -                                     |    |                              |   |
| 2024   | \$130,000   | Design and Permitting                 |    |                              |   |
| 2025   | \$870,000   | Construction                          |    |                              |   |

**Source of Funding:** Capital Trust Fund Reserves and/or Bond Issue.

**Operating Budget Impact now or in future:** Additional electrical cost may occur if additional site lighting is included.



Town Hall Parking Lot

**Project Working Title:** South Street Improvements - Design

**Project Location:** South Street Hyannis (Sea Street to Lewis Bay Road)

**Project Description:** Design and permitting of a complete street renovation, involving traffic flow analysis, roadway base and sub base analysis, bicycle and pedestrian movement analysis, ADA improvements and an evaluation of the sidewalks, roadway surface and storm water systems.

**Project Justification:** South Street is one of the main transportation arteries in Hyannis. The roadway carries traffic from the west enabling access to the Cape Cod Hospital, Hyannis waterfront, arts centers, museums, and the center of Town government. Several years ago, the water mains were upgraded in the roadway but only a thin overlay was provided to cover the resulting trenches. In recent years, the gas utilities were replaced. Next, sewer work is scheduled. At the end of all this work, the road surface will need to be addressed. Additionally, the major signalized intersection at Old Colony, South, and Ocean Street needs upgrading. The adjacent curbing and sidewalks are showing signs of disrepair. Lighting should be provided for pedestrian and vehicle safety. Drainage systems in the roadway are inadequate, resulting in flooding in the road at times of heavy rainfall. Allocation of space in the road layout for bicycles and pedestrians will result in addressing the needs for these modes of travel and increase the accessibility to the many attractions along the roadway for local users and visitors alike.



**Impact of Denial/Postponement:** Failure to fund South Street improvements will result in continued deterioration of the roadway surface features and underground utilities. An opportunity to upgrade the corridor to provide excellent access to the many businesses, cultural attractions, and Municipal offices will be lost. Safety issues with curb ramps and sidewalks will be exacerbated and excessive maintenance funds required to provide a minimum level of service.

| <b>Project Cost Estimates:</b>     | <b>FY 2023</b> | <b>Future FY</b> |
|------------------------------------|----------------|------------------|
| <b>Design &amp; Permitting</b>     | -              | \$400,000        |
| <b>Construction or Acquisition</b> | -              | \$5,635,000      |
| <b>Project Management</b>          | -              | \$500,000        |
| <b>Project Contingency</b>         | -              | \$465,000        |
| <b>All Other Cost</b>              | -              | \$100,000        |
| <b>Total Project Cost</b>          | -              | \$7,100,000      |

**Basis for Cost Estimates:** Department of Public Works Engineering

| <b>Project Estimated Completion Date: FY 2028</b>    |             | <b>Design &amp; Permit (months)</b>   | 12 | <b>Construction (months)</b> | 24 |
|--|-------------|---------------------------------------|----|------------------------------|----|
| <b>Cost/Description FY 2023 and Follow-On Years:</b> |             |                                       |    |                              |    |
| <b>Fiscal Year</b>                                   | <b>Cost</b> | <b>Project Description/Components</b> |    |                              |    |
| <b>2023</b>  | -           | -                                     |    |                              |    |
| <b>2024</b>  | \$400,000   | Design and Permitting                 |    |                              |    |
| <b>2025</b>  | -           | -                                     |    |                              |    |
| <b>2026</b>  | \$6,700,000 | Construction                          |    |                              |    |



**Source of Funding:** Capital Trust Fund Reserves and/or Bond Issue.

**Operating Budget Impact now or in future:** Over the past 18 months, DPW Highway has occurred approximately \$10,000 in emergency repairs to the road. Additional electrical cost will occur if decorative lighting is added. Drainage maintenance and additional lighting potentially.



South Street

## School Department Project Descriptions

**PROJECT:** SCH-23

**DEPARTMENT PRIORITY:** 10 of 16

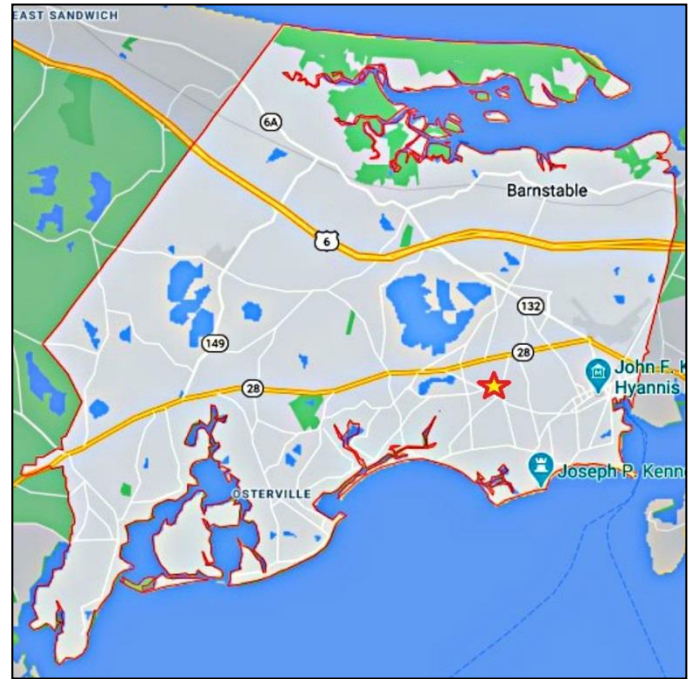
**Project Working Title:** Barnstable High School Sports Fields Upgrades, Phases 2 and 3.

**Project Location:** 744 W Main St Hyannis, MA 02601

**Project Description:** This project is a continuation of a 3-phase plan to improve the athletic playing fields at Barnstable High School (BHS). The FY24 appropriation would be used for improvements to the varsity softball, junior varsity baseball field (s) and high school practice soccer/field hockey/lacrosse fields. It should be noted that the Phase I Upgrade recently received the 2020 American Sports Builders Award for winner in the Single Field Category. This a international award which includes all projects in the United States and Canada.

**Project Justification:** Upgrades to our sports facilities will bring the playing areas to Division I standards proving safer conditions while attracting student athletes and pay for play sports organizations.

**Impact of Denial/Postponement:** Will result in unsafe playing surfaces.



| Project Cost Estimates: |                             | FY 2023 | Future FY          |
|-------------------------|-----------------------------|---------|--------------------|
|                         | Design & Permitting         | -       | \$100,000          |
|                         | Construction or Acquisition | -       | \$3,900,000        |
|                         | <b>Total Project Cost</b>   | -       | <b>\$4,000,000</b> |

**Basis for Cost Estimates:** JJA Sports Estimates

| Project Estimated Completion Date: FY 2025           |             | Design & Permit (months)               | 4 | Construction (months) | 48 |
|--|-------------|--|---|-----------------------|----|
| <b>Cost/Description FY 2023 and Follow-On Years:</b> |             |  |   |                       |    |
| Fiscal Year  | Cost        | Project Description/Components         |   |                       |    |
| 2023   | -           | -                                      |   |                       |    |
| 2024   | -           | -                                      |   |                       |    |
| 2025   | \$2,000,000 | BHS Sports Fields Phase II & Phase III |   |                       |    |
| 2026   | \$2,000,000 | BHS Sports Fields Phase II & Phase III |   |                       |    |

**Source of Funding:** Capital Trust Fund Reserves and/or Bond Issue

**Operating Budget Impact now or in future:** N/A



BHS Varsity Softball & Practice Football Fields



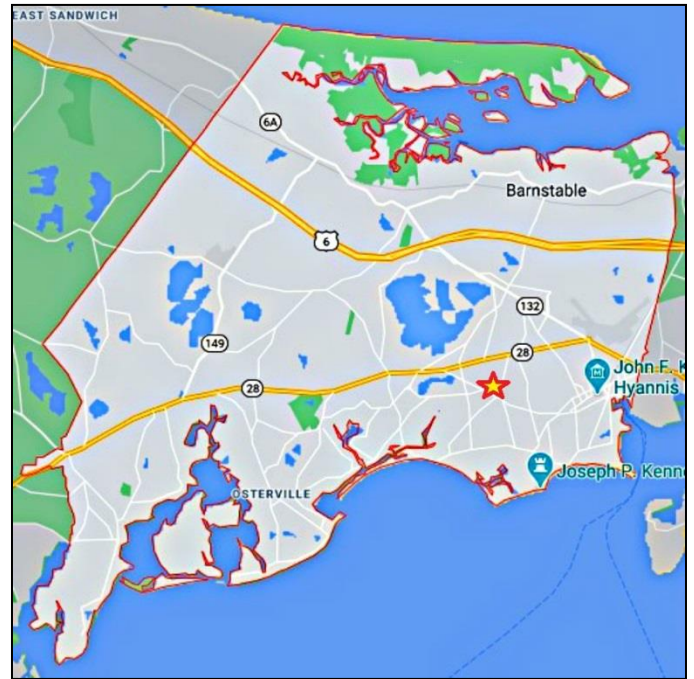
**Project Working Title:** Transportation Building

**Project Location:** 845 Falmouth Rd, Barnstable, MA 02601

**Project Description:** Construct a new wood frame 1800sqft building for the transportation department. This will also include paving the bus storage area along with a new security fence around the perimeter.

**Project Justification:** The transportation department was placed in the facilities building. There is public bus pass pickup; this has become a safety concern with equipment moving in an out of our garage with the public standing by the doors. The existing septic system for the facilities shop was not designed for the number of occupants it is handling. This may become a code issue.

**Impact of Denial/Postponement:** Denial or postponement of this project will result in the continued deterioration of highly utilized and essential facility space (s).



|                                |                                    |                |                  |
|--------------------------------|------------------------------------|----------------|------------------|
| <b>Project Cost Estimates:</b> |                                    | <b>FY 2023</b> | <b>Future FY</b> |
|                                | <b>Construction or Acquisition</b> | -              | \$750,000        |
|                                | <b>Total Project Cost</b>          | -              | \$750,000        |

**Basis for Cost Estimates:** Budgetary costs based on vendor quotes and estimates.

|  |             |                                       |   |                              |   |
|--|-------------|---------------------------------------|---|------------------------------|---|
| <b>Project Estimated Completion Date: FY 2025</b>    |             | <b>Design &amp; Permit (months)</b>   | - | <b>Construction (months)</b> | - |
| <b>Cost/Description FY 2023 and Follow-On Years:</b> |             |                                       |   |                              |   |
| <b>Fiscal Year</b>                                   | <b>Cost</b> | <b>Project Description/Components</b> |   |                              |   |
| 2023   | -           | -                                     |   |                              |   |
| 2024   | \$750,000   | Transportation Building               |   |                              |   |

**Source of Funding:** Capital Trust Fund Reserves and/or Bond Issue

**Operating Budget Impact now or in future:** N/A

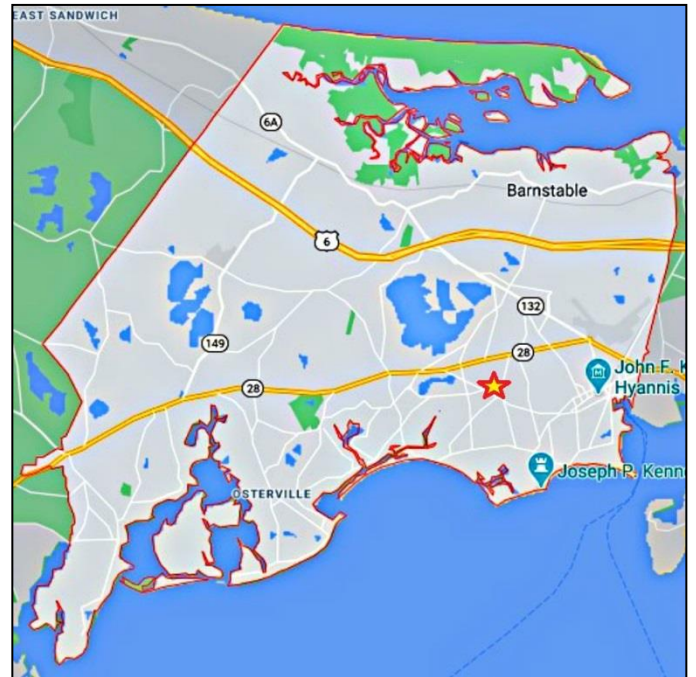
**Project Working Title:** Barnstable High School Gym & Field House Improvement

**Project Location:** 744 W Main St Hyannis, MA 02601

**Project Description:** This is a multi-year project (3 years) to replace BHS locker room fixtures, lockers, benches, flooring, and lighting. The replacement of field house flooring, repair to walls, fixtures, doors, painting of walls, and ceilings. The HS Gym improvements include bleacher upgrades, replacement of tile glass windows, door replacement, and ceiling/wall paint.

**Project Justification:** These spaces are used almost continually for athletics, public events, and school activities. The areas have not seen any major improvements or upgrades for over 30 years creating the potential for health and safety issues.

**Impact of Denial/Postponement:** Denial or postponement of this project will result in the continued deterioration of highly utilized and essential facility space (s).




|                                |                                    |                |                  |
|--------------------------------|------------------------------------|----------------|------------------|
| <b>Project Cost Estimates:</b> |                                    | <b>FY 2023</b> | <b>Future FY</b> |
|                                | <b>Construction or Acquisition</b> | -              | \$750,000        |
|                                | <b>Total Project Cost</b>          | -              | \$750,000        |

**Basis for Cost Estimates:** Budgetary costs based on vendor quotes and estimates.

|  |             |                                       |   |                              |   |
|--|-------------|---------------------------------------|---|------------------------------|---|
| <b>Project Estimated Completion Date:</b> FY 2024    |             | <b>Design &amp; Permit (months)</b>   | - | <b>Construction (months)</b> | - |
| <b>Cost/Description FY 2023 and Follow-On Years:</b> |             |                                       |   |                              |   |
| <b>Fiscal Year</b>                                   | <b>Cost</b> | <b>Project Description/Components</b> |   |                              |   |
| 2023   | -           | -                                     |   |                              |   |
| 2024   | \$250,000   | Gym & Field House Improvements        |   |                              |   |
| 2025   | \$250,000   | Gym & Field House Improvements        |   |                              |   |
| 2026   | \$250,000   | Gym & Field House Improvements        |   |                              |   |

**Source of Funding:** Capital Trust Fund Reserves and/or Bond Issue

**Operating Budget Impact now or in future:** N/A



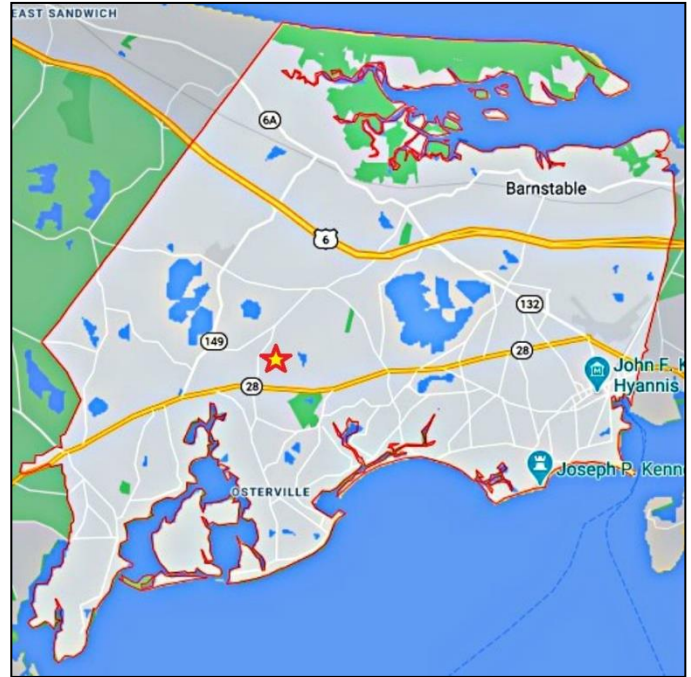
BHS Field House and Locker Room



**Project Working Title:** Barnstable United Elementary School

**Project Location:** 730 Osterville West Barnstable Rd, Marstons Mills, MA 02648

**Project Description:** This project seeks to improve the school’s central courtyard, which once housed a manmade combination pond, and wetlands area that had significantly contributed to major building moisture infiltration issues. Through student, staff and private contractor efforts, the entire system have been removed (2012-2014). The courtyard is currently almost entirely hardscape. The project will redesign the courtyard to include a greater landscape to hardscape ratio, featuring increased areas for absorption of storm water via drought tolerant landscaped areas, pervious paving, and bioswales. The improved courtyard will reduce storm water runoff and provide an outdoor educational environment that facilitate curriculum for science programs, geography, photography, 2D art and English composition.



**Project Justification:** This funding is needed to complete the project and make the courtyard a more usable space for school and community use.

**Impact of Denial/Postponement:** Denial or postponement of this project will render the courtyard space unusable with loss of educational programming opportunities.

|                                |                                    |                |                  |
|--------------------------------|------------------------------------|----------------|------------------|
| <b>Project Cost Estimates:</b> |                                    | <b>FY 2023</b> | <b>Future FY</b> |
|                                | <b>Construction or Acquisition</b> | -              | \$100,000        |
|                                | <b>Total Project Cost</b>          | -              | \$100,000        |

**Basis for Cost Estimates:** Budgetary costs based on vendor quotes and estimates.

|  |                                     |   |                              |    |
|--|-------------------------------------|---|------------------------------|----|
| <b>Project Estimated Completion Date:</b> FY 2024    | <b>Design &amp; Permit (months)</b> | -   | <b>Construction (months)</b> | 12 |
| <b>Cost/Description FY 2023 and Follow-On Years:</b> |                                     |   |                              |    |
| <b>Fiscal Year</b>                                   | <b>Cost</b>                         | <b>Project Description/Components</b>                   |                              |    |
| 2023   | -                                   | -   |                              |    |
| 2024   | \$100,000                           | BUE Courtyard Improvements, ( Hardscape, masonry, etc ) |                              |    |

**Source of Funding:** Capital Trust Fund Reserves and/or Bond Issue

**Operating Budget Impact now or in future:** N/A



Central courtyard

**Project Working Title:** Network Server Upgrades

**Project Location:** District Wide

**Project Description:** Upgrades to district network servers

**Project Justification:** Upgrades necessary to maintain reliability and performance of district information network.

**Impact of Denial/Postponement:** Denial or postponement of this project will render the courtyard space unusable with loss of educational programming opportunities.

| Project Cost Estimates: |                             | FY 2023 | Future FY |
|-------------------------|-----------------------------|---------|-----------|
|                         | Construction or Acquisition | -       | \$200,000 |
|                         | Total Project Cost          | -       | \$200,000 |

**Basis for Cost Estimates:** In-house Estimate

| Project Estimated Completion Date: FY 2024           |           | Design & Permit (months)       | - | Construction (months) | 24 |
|--|-----------|--------------------------------|---|-----------------------|----|
| <b>Cost/Description FY 2023 and Follow-On Years:</b> |           |                                |   |                       |    |
| Fiscal Year  | Cost      | Project Description/Components |   |                       |    |
| 2023   | -         | -                              |   |                       |    |
| 2024   | -         | -                              |   |                       |    |
| 2025   | \$100,000 | Server Upgrades                |   |                       |    |
| 2026   | \$100,000 | Server Upgrades                |   |                       |    |

**Source of Funding:** Capital Trust Fund Reserves and/or Bond Issue

**Operating Budget Impact now or in future:** N/A



**Project Working Title:** Wireless Access Upgrades

**Project Location:** District Wide

**Project Description:** Upgrades to district wireless access network

**Project Justification:** Upgrades necessary to maintain reliability and performance of district information network.

**Impact of Denial/Postponement:** Denial or postponement of this project will render the courtyard space unusable with loss of educational programming opportunities.

| Project Cost Estimates: |                             | FY 2023 | Future FY |
|-------------------------|-----------------------------|---------|-----------|
|                         | Construction or Acquisition | -       | \$100,000 |
|                         | Total Project Cost          | -       | \$100,000 |

**Basis for Cost Estimates:** In-house Estimate

| Project Estimated Completion Date: FY 2024           |           | Design & Permit (months)       | - | Construction (months) | 24 |
|--|-----------|--------------------------------|---|-----------------------|----|
| <b>Cost/Description FY 2023 and Follow-On Years:</b> |           |                                |   |                       |    |
| Fiscal Year  | Cost      | Project Description/Components |   |                       |    |
| 2023   | -         | -                              |   |                       |    |
| 2024   | -         | -                              |   |                       |    |
| 2025   | -         | -                              |   |                       |    |
| 2026   | \$100,000 | Wireless Upgrades              |   |                       |    |

**Source of Funding:** Capital Trust Fund Reserves and/or Bond Issue

**Operating Budget Impact now or in future:** N/A

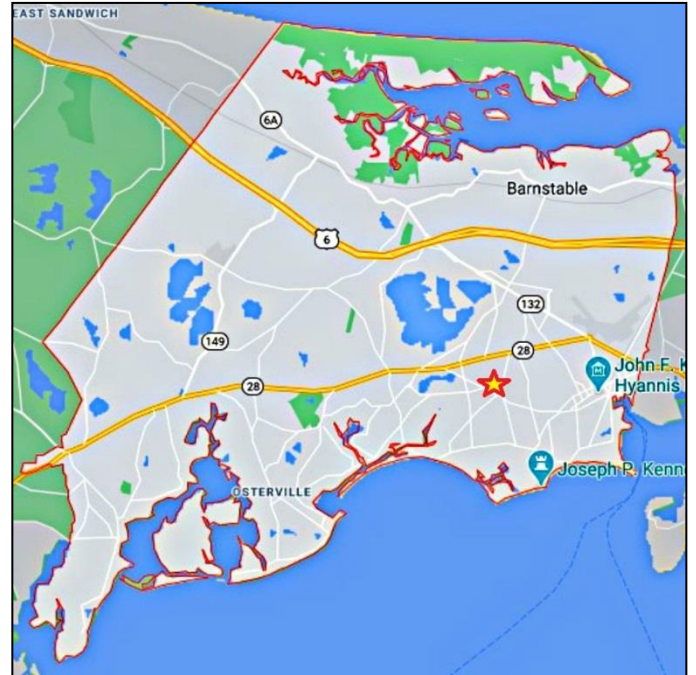
**Project Working Title:** Barnstable High School Culinary Arts Kitchen

**Project Location:** 744 W Main St Hyannis, MA 02601

**Project Description:** Design and installation of a full service commercial/culinary arts type kitchen at the Barnstable High School. The project would include HVAC, commercial exhaust, equipment and all necessary infrastructures to support a Culinary Arts/Massachusetts Skills Capital Grant Program.

**Project Justification:** Addition of this facility would provide the necessary teaching space to prepare students who are interested in pursuing a career in the food service industry. Barnstable public schools have already received a matching grant for \$150,000 for equipment and design.

**Impact of Denial/Postponement:** Denial or postponement of this project will render the courtyard space unusable with loss of educational programming opportunities.



|                                |                                    |                |                  |
|--------------------------------|------------------------------------|----------------|------------------|
| <b>Project Cost Estimates:</b> |                                    | <b>FY 2023</b> | <b>Future FY</b> |
|                                | <b>Construction or Acquisition</b> | -              | \$500,000        |
|                                | <b>Total Project Cost</b>          | -              | \$500,000        |

**Basis for Cost Estimates:** In-house Estimate

|  |             |                                       |   |                              |    |
|--|-------------|---------------------------------------|---|------------------------------|----|
| <b>Project Estimated Completion Date:</b> FY 2025    |             | <b>Design &amp; Permit (months)</b>   | 6 | <b>Construction (months)</b> | 12 |
| <b>Cost/Description FY 2023 and Follow-On Years:</b> |             |                                       |   |                              |    |
| <b>Fiscal Year</b>                                   | <b>Cost</b> | <b>Project Description/Components</b> |   |                              |    |
| 2023   | -           | -                                     |   |                              |    |
| 2024   | -           | -                                     |   |                              |    |
| 2025   | -           | -                                     |   |                              |    |
| 2026   | \$500,000   | Culinary Arts Kitchen                 |   |                              |    |

**Source of Funding:** Capital Trust Fund Reserves and/or Bond Issue

**Operating Budget Impact now or in future:** N/A

**THIS PAGE INTENTIONALLY LEFT BLANK**



# APPENDIX A – FISCAL YEAR 2023 CAPITAL BUDGET APPROPRIATIONS ORDERS

## 2022-081 APPROPRIATION ORDER

### Comprehensive Wastewater Management Plan (Two-thirds Vote Full Council)

**ORDERED:** That the sum of **\$1,000,000** be appropriated for the purpose of funding the Effluent Disposal Alternatives Project as outlined in the FY 2023- FY 2027 Capital Improvement Plan, including the payment of costs incidental or related thereto; and that to meet this appropriation, that **\$250,000** be provided from the Sewer Construction and Private Road Maintenance and Improvement Special Revenue Fund reserves and that **\$750,000** be provided from the Capital Trust Fund reserves, and that the Town Manager is authorized to contract for and expend the appropriation made available for these purposes.

## 2022-082 APPROPRIATION ORDER

### Comprehensive Wastewater Management Plan (Majority Vote Full Council)

**ORDERED:** That the sum of **\$600,000** be appropriated for the purpose of funding the Old Craigville Road Sewer Expansion Design Project as outlined in the FY 2023- FY 2027 Capital Improvement Plan, including the payment of costs incidental or related thereto; and that to meet this appropriation, that **\$600,000** be provided from the Sewer Construction and Private Road Maintenance and Improvement Special Revenue Fund reserves, and that the Town Manager is authorized to contract for and expend the appropriation made available for these purposes.

## 2022-083 APPROPRIATION ORDER

### Comprehensive Wastewater Management Plan (Majority Vote Full Council)

**ORDERED:** That the sum of **\$375,000** be appropriated for the purpose of funding the Shootflying Hill Road Sewer Expansion Design Project as outlined in the FY 2023- FY 2027 Capital Improvement Plan, including the payment of costs incidental or related thereto; and that to meet this appropriation, that **\$375,000** be provided from the Sewer Construction and Private Road Maintenance and Improvement Special Revenue Fund reserves, and that the Town Manager is authorized to contract for and expend the appropriation made available for these purposes.

## 2022-084 APPROPRIATION ORDER

### Comprehensive Wastewater Management Plan (Majority Vote Full Council)

**ORDERED:** That the sum of **\$275,000** be appropriated for the purpose of funding the Old Yarmouth Road Sewer Expansion Design Project as outlined in the FY 2023- FY 2027 Capital Improvement Plan, including the payment of costs incidental or related thereto; and that to meet this appropriation, that **\$275,000** be provided from the Sewer Construction and Private Road Maintenance and Improvement Special Revenue Fund reserves, and that the Town Manager is authorized to contract for and expend the appropriation made available for these purposes.

**2022-085      APPROPRIATION AND LOAN ORDER**  
**Comprehensive Wastewater Management Plan (Two-thirds Vote Full Council)**

**ORDERED:** That the sum of **\$3,000,000** be appropriated for the purpose of funding the Nitrogen Removal Improvements at Water Pollution Control Facility Project as outlined in the FY 2023 - FY 2027 Capital Improvement Plan, including the payment of costs incidental or related thereto; and that to meet this appropriation, that the Town Treasurer, with the approval of the Town Manager, is authorized to borrow **\$3,000,000** under and pursuant to M.G.L. c. 44, §7 or 8, or pursuant to any other enabling authority, and to issue bonds or notes of the Town therefor; and that in accordance with M.G.L. c. 44, §20, any premium received by the Town upon the sale of any bonds or notes authorized by this order, less any such premium applied to the payment of the costs of issuance of such bonds and notes, may be applied to pay such project costs, thereby reducing the amount authorized to be borrowed by this order by a like amount; and that the Town Manager is authorized to contract for and expend the appropriation made available for these purposes.

**2022-086      APPROPRIATION AND LOAN ORDER**  
**Water Pollution Control Enterprise Fund Capital Improvement Plan (Two-thirds Vote Full Council)**

**ORDERED:** That the sum of **\$2,860,000** be appropriated for the purpose of funding the Pump Station Rehabilitation Project as outlined in the FY 2023 - FY 2027 Capital Improvement Plan, including the payment of costs incidental or related thereto; and that to meet this appropriation, that the Town Treasurer, with the approval of the Town Manager, is authorized to borrow **\$2,860,000** under and pursuant to M.G.L. c. 44, §7 or 8, or pursuant to any other enabling authority, and to issue bonds or notes of the Town therefor; and that in accordance with M.G.L. c. 44, §20, any premium received by the Town upon the sale of any bonds or notes authorized by this order, less any such premium applied to the payment of the costs of issuance of such bonds and notes, may be applied to pay such project costs, thereby reducing the amount authorized to be borrowed by this order by a like amount; and that the Town Manager is authorized to contract for and expend the appropriation made available for these purposes.

**2022-087      APPROPRIATION AND LOAN ORDER**  
**Water Pollution Control Enterprise Fund Capital Improvement Plan (Two-thirds Vote Full Council)**

**ORDERED:** That the sum of **\$11,000,000** be appropriated for the purpose of funding the 720 Main Street Pump Station Replacement Project as outlined in the FY 2023 - FY 2027 Capital Improvement Plan, including the payment of costs incidental or related thereto; and that to meet this appropriation, that the Town Treasurer, with the approval of the Town Manager, is authorized to borrow **\$11,000,000** under and pursuant to M.G.L. c. 44, §7 or 8, or pursuant to any other enabling authority, and to issue bonds or notes of the Town therefor; and that in accordance with M.G.L. c. 44, §20, any premium received by the Town upon the sale of any bonds or notes authorized by this order, less any such premium applied to the payment of the costs of issuance of such bonds and notes, may be applied to pay such project costs, thereby reducing the amount authorized to be borrowed by this order by a like amount; and that the Town Manager is authorized to contract for and expend the appropriation made available for these purposes.

**2022-088      APPROPRIATION AND LOAN ORDER**  
**Water Pollution Control Enterprise Fund Capital Improvement Plan (Two-thirds Vote Full Council)**

**ORDERED:** That the sum of **\$330,000** be appropriated for the purpose of funding the Water Pollution Control Facility Improvements Project as outlined in the FY 2023 - FY 2027 Capital Improvement Plan, including the payment of costs incidental or related thereto; and that to meet this appropriation, that the Town Treasurer, with the approval of the Town Manager, is authorized to borrow **\$330,000** under and pursuant to M.G.L. c. 44, §7 or 8, or pursuant to any other enabling authority, and to issue bonds or notes of the Town therefor; and that in accordance with M.G.L. c. 44, §20, any premium received by the Town upon the sale of any bonds or notes authorized by this order, less any such premium applied to the payment of the costs of issuance of such bonds and notes, may be applied to pay such project costs, thereby reducing the amount authorized to be borrowed by this order by a like amount; and that the Town Manager is authorized to contract for and expend the appropriation made available for these purposes.

**2022-089      APPROPRIATION AND LOAN ORDER**

**Water Pollution Control Enterprise Fund Capital Improvement Plan (Two-thirds Vote Full Council)**

**ORDERED:** That the sum of **\$760,000** be appropriated for the purpose of funding the Sewer System Rehabilitation Infiltration and Inflow Removal Project as outlined in the FY 2023 - FY 2027 Capital Improvement Plan, including the payment of costs incidental or related thereto; and that to meet this appropriation, that the Town Treasurer, with the approval of the Town Manager, is authorized to borrow **\$760,000** under and pursuant to M.G.L. c. 44, §7 or 8, or pursuant to any other enabling authority, and to issue bonds or notes of the Town therefor; and that in accordance with M.G.L. c. 44, §20, any premium received by the Town upon the sale of any bonds or notes authorized by this order, less any such premium applied to the payment of the costs of issuance of such bonds and notes, may be applied to pay such project costs, thereby reducing the amount authorized to be borrowed by this order by a like amount; and that the Town Manager is authorized to contract for and expend the appropriation made available for these purposes.

**2022-090      APPROPRIATION ORDER**

**Water Pollution Control Enterprise Fund Capital Improvement Plan (Majority Vote Full Council)**

**ORDERED:** That the sum of **\$165,000** be appropriated for the purpose of funding the Crane Truck Replacement Project as outlined in the FY 2023 - FY 2027 Capital Improvement Plan, including the payment of costs incidental or related thereto; and that to meet this appropriation, that **\$165,000** be provided from the Water Pollution Control Enterprise Fund reserves, and that the Town Manager is authorized to contract for and expend the appropriation made available for these purposes.

**2022-091      APPROPRIATION ORDER**

**Water Pollution Control Enterprise Fund Capital Improvement Plan (Majority Vote Full Council)**

**ORDERED:** That the sum of **\$70,000** be appropriated for the purpose of funding the Truck Replacement project as outlined in the FY 2023- FY 2027 Capital Improvement Plan, including the payment of costs incidental or related thereto; and that to meet this appropriation, that **\$70,000** be provided from the Water Pollution Control Enterprise Fund reserves, and that the Town Manager is authorized to contract for and expend the appropriation made available for these purposes.

**2022-092      APPROPRIATION AND LOAN ORDER**

**Water Supply Enterprise Fund Capital Improvement Plan (Two-thirds Vote Full Council)**

**ORDERED:** That the sum of **\$1,050,000** be appropriated for the purpose of funding the Pipe Replacement and Upgrade Project as outlined in the FY 2023 - FY 2027 Capital Improvement Plan, including the payment of costs incidental or related thereto; and that to meet this appropriation, that the Town Treasurer, with the approval of the Town Manager, is authorized to borrow **\$1,050,000** under and pursuant to M.G.L. c. 44, §7 or 8, or pursuant to any other enabling authority, and to issue bonds or notes of the Town therefor; and that in accordance with M.G.L. c. 44, §20, any premium received by the Town upon the sale of any bonds or notes authorized by this order, less any such premium applied to the payment of the costs of issuance of such bonds and notes, may be applied to pay such project costs, thereby reducing the amount authorized to be borrowed by this order by a like amount; and that the Town Manager is authorized to contract for and expend the appropriation made available for these purposes.



**2022-093      APPROPRIATION AND LOAN ORDER**

**Water Supply Enterprise Fund Capital Improvement Plan (Two-thirds Vote Full Council)**

**ORDERED:** That the sum of **\$1,000,000** be appropriated for the purpose of funding the Straightway Filtration Plant Design Project as outlined in the FY 2023 - FY 2027 Capital Improvement Plan, including the payment of costs incidental or related thereto; and that to meet this appropriation, that the Town Treasurer, with the approval of the Town Manager, is authorized to borrow **\$1,000,000** under and pursuant to M.G.L. c. 44, §7 or 8, or pursuant to any other enabling authority, and to issue bonds or notes of the Town therefor; and that in accordance with M.G.L. c. 44, §20, any premium received by the Town upon the sale of any bonds or notes authorized by this order, less any such premium applied to the payment of the costs of issuance of such bonds and notes, may be applied to pay such project costs, thereby reducing the amount authorized to be borrowed by this order by a like amount; and that the Town Manager is authorized to contract for and expend the appropriation made available for these purposes.

**2022-094      APPROPRIATION AND LOAN ORDER**

**Water Supply Enterprise Fund Capital Improvement Plan (Two-thirds Vote Full Council)**

**ORDERED:** That the sum of **\$480,000** be appropriated for the purpose of funding the Ocean Street Water Main Looping Construction Project as outlined in the FY 2023 - FY 2027 Capital Improvement Plan, including the payment of costs incidental or related thereto; and that to meet this appropriation, that the Town Treasurer, with the approval of the Town Manager, is authorized to borrow **\$480,000** under and pursuant to M.G.L. c. 44, §7 or 8, or pursuant to any other enabling authority, and to issue bonds or notes of the Town therefor; and that in accordance with M.G.L. c. 44, §20, any premium received by the Town upon the sale of any bonds or notes authorized by this order, less any such premium applied to the payment of the costs of issuance of such bonds and notes, may be applied to pay such project costs, thereby reducing the amount authorized to be borrowed by this order by a like amount; and that the Town Manager is authorized to contract for and expend the appropriation made available for these purposes.

**2022-095      APPROPRIATION ORDER**

**Water Supply Enterprise Fund Capital Improvement Plan (Majority Vote Full Council)**

**ORDERED:** That the sum of **\$200,000** be appropriated for the purpose of funding the Wells, Pump Stations, Treatment Plant Repair and Upgrade Project as outlined in the FY 2023- FY 2027 Capital Improvement Plan, including the payment of costs incidental or related thereto; and that to meet this appropriation, that **\$200,000** be provided from the Water Supply Enterprise Fund reserves, and that the Town Manager is authorized to contract for and expend the appropriation made available for these purposes.

**2022-096      APPROPRIATION ORDER**

**Water Supply Enterprise Fund Capital Improvement Plan (Majority Vote Full Council)**

**ORDERED:** That the sum of **\$65,000** be appropriated for the purpose of funding the Mary Dunn 1 Water Storage Tank Repair and Repainting Project as outlined in the FY 2023- FY 2027 Capital Improvement Plan, including the payment of costs incidental or related thereto; and that to meet this appropriation, that **\$65,000** be provided from the Water Supply Enterprise Fund reserves, and that the Town Manager is authorized to contract for and expend the appropriation made available for these purposes.

**2022-097      APPROPRIATION ORDER**

**Solid Waste Enterprise Fund Capital Improvement Plan (Majority Vote Full Council)**

**ORDERED:** That the sum of **\$50,000** be appropriated for the purpose of funding the Container Unit Replacement Project as outlined in the FY 2023 - FY 2027 Capital Improvement Plan, including the payment of costs incidental or related thereto; and that to meet this appropriation, that **\$50,000** be provided from the Solid Waste Enterprise Fund reserves, and that the Town Manager is authorized to contract for and expend the appropriation made available for these purposes.

**2022-098          APPROPRIATION ORDER**  
**Solid Waste Enterprise Fund Capital Improvement Plan (Majority Vote Full Council)**

**ORDERED:** That the sum of **\$130,000** be appropriated for the purpose of funding the Generator Replacement Project as outlined in the FY 2023 - FY 2027 Capital Improvement Plan, including the payment of costs incidental or related thereto; and that to meet this appropriation, that **\$130,000** be provided from the Solid Waste Enterprise Fund reserves, and that the Town Manager is authorized to contract for and expend the appropriation made available for these purposes.

**2022-099          APPROPRIATION ORDER**  
**Solid Waste Enterprise Fund Capital Improvement Plan (Majority Vote Full Council)**

**ORDERED:** That the sum of **\$242,347** be appropriated for the purpose of funding the Transfer Station Maintenance Building Improvements Project as outlined in the FY 2023 - FY 2027 Capital Improvement Plan, including the payment of costs incidental or related thereto; and that to meet this appropriation, that **\$242,347** be provided from the Solid Waste Enterprise Fund reserves, and that the Town Manager is authorized to contract for and expend the appropriation made available for these purposes.

**2022-100          APPROPRIATION ORDER**  
**General Fund Capital Improvement Plan (Two-thirds Vote Full Council)**

**ORDERED:** That the sum of **\$3,750,000** be appropriated for the purpose of funding the Public Roads Maintenance Project as outlined in the FY 2023 - FY 2027 Capital Improvement Plan, including the payment of costs incidental or related thereto; and that to meet this appropriation, that **\$3,750,000** be provided from the Capital Trust Fund Reserves, and that the Town Manager is authorized to contract for and expend the appropriation made available for these purposes.

**2022-101          APPROPRIATION ORDER**  
**General Fund Capital Improvement Plan (Majority Vote Full Council)**

**ORDERED:** That the sum of **\$136,400** be appropriated for the purpose of funding the Monitoring and Management Plan Report - Freshwater Ponds Project as outlined in the FY 2023 - FY 2027 Capital Improvement Plan, including the payment of costs incidental or related thereto; and that to meet this appropriation, that **\$136,400** be provided from the General Fund Reserves, and that the Town Manager is authorized to contract for and expend the appropriation made available for these purposes.

**2022-102          APPROPRIATION ORDER**  
**General Fund Capital Improvement Plan (Majority Vote Full Council)**

**ORDERED:** That the sum of **\$350,000** be appropriated for the purpose of funding the Stormwater Improvements Project as outlined in the FY 2023 - FY 2027 Capital Improvement Plan, including the payment of costs incidental or related thereto; and that to meet this appropriation, that **\$350,000** be provided from the General Fund Reserves, and that the Town Manager is authorized to contract for and expend the appropriation made available for these purposes.

**2022-103          APPROPRIATION AND LOAN ORDER**  
**General Fund Capital Improvement Plan (Two-thirds Vote Full Council)**

**ORDERED:** That the sum of **\$2,950,000** be appropriated for the purpose of funding the Ocean Street Sidewalks and Kalmus Beach Entrance Project Construction Project as outlined in the FY 2023 - FY 2027 Capital Improvement Plan, including the payment of costs incidental or related thereto; and that to meet this appropriation, that the Town Treasurer, with the approval of the Town Manager, is authorized to borrow **\$2,950,000** under and pursuant to M.G.L. c. 44, §§7 or 8, or pursuant to any other enabling authority, and to issue bonds or notes of the Town therefor; and that in accordance with M.G.L. c. 44, §20, any premium received by the Town upon the sale of any bonds or notes authorized by this order, less any such premium applied to the payment of the costs of issuance of such bonds and notes, may be applied to pay such project costs, thereby reducing the amount authorized to be borrowed by this order by a like amount; and that the Town Manager is authorized to contract for and expend the appropriation made available for these purposes.

**2022-104          APPROPRIATION ORDER**  
**General Fund Capital Improvement Plan (Majority Vote Full Council)**

**ORDERED:** That the sum of **\$283,989** be appropriated for the purpose of funding the Department of Public Works Office Expansion Design Project as outlined in the FY 2023 - FY 2027 Capital Improvement Plan, including the payment of costs incidental or related thereto; and that to meet this appropriation, that **\$283,989** be provided from the General Fund Reserves, and that the Town Manager is authorized to contract for and expend the appropriation made available for these purposes.

**2022-105          APPROPRIATION AND LOAN ORDER**  
**General Fund Capital Improvement Plan (Two-thirds Vote Full Council)**

**ORDERED:** That the sum of **\$1,400,000** be appropriated for the purpose of funding the Snows Creek Culvert Replacement Project as outlined in the FY 2023 - FY 2027 Capital Improvement Plan, including the payment of costs incidental or related thereto; and that to meet this appropriation, that the Town Treasurer, with the approval of the Town Manager, is authorized to borrow **\$1,400,000** under and pursuant to M.G.L. c. 44, §§7 or 8, or pursuant to any other enabling authority, and to issue bonds or notes of the Town therefor; and that in accordance with M.G.L. c. 44, §20, any premium received by the Town upon the sale of any bonds or notes authorized by this order, less any such premium applied to the payment of the costs of issuance of such bonds and notes, may be applied to pay such project costs, thereby reducing the amount authorized to be borrowed by this order by a like amount; and that the Town Manager is authorized to contract for and expend the appropriation made available for these purposes.

**2022-106          APPROPRIATION ORDER**  
**General Fund Capital Improvement Plan (Majority Vote Full Council)**

**ORDERED:** That the sum of **\$431,313** be appropriated for the purpose of funding the Emergency Generator Implementation Plan Project as outlined in the FY 2023 - FY 2027 Capital Improvement Plan, including the payment of costs incidental or related thereto; and that to meet this appropriation, that **\$431,313** be provided from the General Fund Reserves, and that the Town Manager is authorized to contract for and expend the appropriation made available for these purposes.



**2022-107      APPROPRIATION AND LOAN ORDER**  
**General Fund Capital Improvement Plan (Two-thirds Vote Full Council)**

**ORDERED:** That the sum of **\$2,025,852** be appropriated for the purpose of funding the Town Hall Mechanical Improvements Project as outlined in the FY 2023 - FY 2027 Capital Improvement Plan, including the payment of costs incidental or related thereto; and that to meet this appropriation, that the Town Treasurer, with the approval of the Town Manager, is authorized to borrow **\$2,025,852** under and pursuant to M.G.L. c. 44, §§7 or 8, or pursuant to any other enabling authority, and to issue bonds or notes of the Town therefor; and that in accordance with M.G.L. c. 44, §20, any premium received by the Town upon the sale of any bonds or notes authorized by this order, less any such premium applied to the payment of the costs of issuance of such bonds and notes, may be applied to pay such project costs, thereby reducing the amount authorized to be borrowed by this order by a like amount; and that the Town Manager is authorized to contract for and expend the appropriation made available for these purposes.

**2022-108      APPROPRIATION AND LOAN ORDER**  
**General Fund Capital Improvement Plan (Two-thirds Vote Full Council)**

**ORDERED:** That the sum of **\$1,906,100** be appropriated for the purpose of funding the School Administration Building Mechanical Cooling Upgrades Project as outlined in the FY 2023 - FY 2027 Capital Improvement Plan, including the payment of costs incidental or related thereto; and that to meet this appropriation, that the Town Treasurer, with the approval of the Town Manager, is authorized to borrow **\$1,906,100** under and pursuant to M.G.L. c. 44, §§7 or 8, or pursuant to any other enabling authority, and to issue bonds or notes of the Town therefor; and that in accordance with M.G.L. c. 44, §20, any premium received by the Town upon the sale of any bonds or notes authorized by this order, less any such premium applied to the payment of the costs of issuance of such bonds and notes, may be applied to pay such project costs, thereby reducing the amount authorized to be borrowed by this order by a like amount; and that the Town Manager is authorized to contract for and expend the appropriation made available for these purposes.

**2022-109      APPROPRIATION ORDER**  
**General Fund Capital Improvement Plan (Majority Vote Full Council)**

**ORDERED:** That the sum of **\$231,000** be appropriated for the purpose of funding the Cape Cod Airfield Fuel Tank Replacement Project as outlined in the FY 2023 - FY 2027 Capital Improvement Plan, including the payment of costs incidental or related thereto; and that to meet this appropriation, that **\$231,000** be provided from the General Fund Reserves, and that the Town Manager is authorized to contract for and expend the appropriation made available for these purposes.

**2022-110      APPROPRIATION AND LOAN ORDER**  
**General Fund Capital Improvement Plan (Two-thirds Vote Full Council)**

**ORDERED:** That the sum of **\$1,167,321** be appropriated for the purpose of funding the Barnstable Police Department Facility Improvement Project as outlined in the FY 2023 - FY 2027 Capital Improvement Plan, including the payment of costs incidental or related thereto; and that to meet this appropriation, that the Town Treasurer, with the approval of the Town Manager, is authorized to borrow **\$1,167,321** under and pursuant to M.G.L. c. 44, §§7 or 8, or pursuant to any other enabling authority, and to issue bonds or notes of the Town therefor; and that in accordance with M.G.L. c. 44, §20, any premium received by the Town upon the sale of any bonds or notes authorized by this order, less any such premium applied to the payment of the costs of issuance of such bonds and notes, may be applied to pay such project costs, thereby reducing the amount authorized to be borrowed by this order by a like amount; and that the Town Manager is authorized to contract for and expend the appropriation made available for these purposes.

**2022-111      APPROPRIATION AND LOAN ORDER**

**Hyannis Youth and Community Center Enterprise Fund Capital Improvement Plan (Two-thirds Vote Full Council)**

**ORDERED:** That the sum of **\$1,770,000** be appropriated for the purpose of funding the Hyannis Youth & Community Center Mechanicals Improvements Project as outlined in the FY 2023 - FY 2027 Capital Improvement Plan, including the payment of costs incidental or related thereto; and that to meet this appropriation, that the Town Treasurer, with the approval of the Town Manager, is authorized to borrow **\$1,770,000** under and pursuant to M.G.L. c. 44, §7 or 8, or pursuant to any other enabling authority, and to issue bonds or notes of the Town therefor; and that in accordance with M.G.L. c. 44, §20, any premium received by the Town upon the sale of any bonds or notes authorized by this order, less any such premium applied to the payment of the costs of issuance of such bonds and notes, may be applied to pay such project costs, thereby reducing the amount authorized to be borrowed by this order by a like amount; and that the Town Manager is authorized to contract for and expend the appropriation made available for these purposes.

**2022-112      APPROPRIATION AND LOAN ORDER**

**General Fund Capital Improvement Plan (Two-thirds Vote Full Council)**

**ORDERED:** That the sum of **\$827,376** be appropriated for the purpose of funding the Centerville Recreation Site Improvements Project as outlined in the FY 2023 - FY 2027 Capital Improvement Plan, including the payment of costs incidental or related thereto; and that to meet this appropriation, that the Town Treasurer, with the approval of the Town Manager, is authorized to borrow **\$827,376** under and pursuant to M.G.L. c. 44, §7 or 8, or pursuant to any other enabling authority, and to issue bonds or notes of the Town therefor; and that in accordance with M.G.L. c. 44, §20, any premium received by the Town upon the sale of any bonds or notes authorized by this order, less any such premium applied to the payment of the costs of issuance of such bonds and notes, may be applied to pay such project costs, thereby reducing the amount authorized to be borrowed by this order by a like amount; and that the Town Manager is authorized to contract for and expend the appropriation made available for these purposes.

**2022-113      APPROPRIATION AND LOAN ORDER**

**General Fund Capital Improvement Plan (Two-thirds Vote Full Council)**

**ORDERED:** That the sum of **\$450,000** be appropriated for the purpose of funding the Hathaway's Pond Bathhouse and Site Improvements Project as outlined in the FY 2023 - FY 2027 Capital Improvement Plan, including the payment of costs incidental or related thereto; and that to meet this appropriation, that the Town Treasurer, with the approval of the Town Manager, is authorized to borrow **\$450,000** under and pursuant to M.G.L. c. 44, §7 or 8, or pursuant to any other enabling authority, and to issue bonds or notes of the Town therefor; and that in accordance with M.G.L. c. 44, §20, any premium received by the Town upon the sale of any bonds or notes authorized by this order, less any such premium applied to the payment of the costs of issuance of such bonds and notes, may be applied to pay such project costs, thereby reducing the amount authorized to be borrowed by this order by a like amount; and that the Town Manager is authorized to contract for and expend the appropriation made available for these purposes.

**2022-114      APPROPRIATION ORDER**

**General Fund Capital Improvement Plan (Majority Vote Full Council)**

**ORDERED:** That the sum of **\$290,000** be appropriated for the purpose of funding the Keyes Memorial Beach Parking Lot Rehabilitation Project as outlined in the FY 2023 - FY 2027 Capital Improvement Plan, including the payment of costs incidental or related thereto; and that to meet this appropriation, that **\$290,000** be provided from the General Fund Reserves, and that the Town Manager is authorized to contract for and expend the appropriation made available for these purposes.

**2022-115      APPROPRIATION ORDER**  
**General Fund Capital Improvement Plan (Majority Vote Full Council)**

**ORDERED:** That the sum of **\$289,604** be appropriated for the purpose of funding the Marine and Environmental Affairs Facility Interior Improvements Project as outlined in the FY 2023 - FY 2027 Capital Improvement Plan, including the payment of costs incidental or related thereto; and that to meet this appropriation, that **\$289,604** be provided from the General Fund Reserves, and that the Town Manager is authorized to contract for and expend the appropriation made available for these purposes.

**2022-116      APPROPRIATION ORDER**  
**General Fund Capital Improvement Plan (Majority Vote Full Council)**

**ORDERED:** That the sum of **\$50,000** be appropriated for the purpose of funding the Long Pond Fishway Design and Permitting Project as outlined in the FY 2023 - FY 2027 Capital Improvement Plan, including the payment of costs incidental or related thereto; and that to meet this appropriation, that **\$50,000** be provided from the General Fund Reserves, and that the Town Manager is authorized to contract for and expend the appropriation made available for these purposes.

**2022-117      APPROPRIATION AND TRANSFER ORDER**  
**General Fund Capital Improvement Plan (Majority Vote Full Council)**

**ORDERED:** That the sum of **\$65,000** be appropriated for the purpose of funding the McCarthy's Landing Dinghy Dock Design and Permitting Project as outlined in the FY 2023 - FY 2027 Capital Improvement Plan, including the payment of costs incidental or related thereto; and that to meet this appropriation, that **\$44,000** be provided from the General Fund Reserves and that **\$21,000** be transferred from the remaining available funds in Town Council Order 2019-149, and that the Town Manager is authorized to contract for and expend the appropriation made available for these purposes.

**2022-118      APPROPRIATION ORDER**  
**General Fund Capital Improvement Plan (Majority Vote Full Council)**

**ORDERED:** That the sum of **\$120,000** be appropriated for the purpose of funding the Mill Pond Fishway Design and Permitting Project as outlined in the FY 2023 - FY 2027 Capital Improvement Plan, including the payment of costs incidental or related thereto; and that to meet this appropriation, that **\$120,000** be provided from the General Fund Reserves, and that the Town Manager is authorized to contract for and expend the appropriation made available for these purposes.

**2022-119      APPROPRIATION ORDER**  
**General Fund Capital Improvement Plan (Majority Vote Full Council)**

**ORDERED:** That the sum of **\$150,000** be appropriated for the purpose of funding the Town Wide Bulkhead Assessment Project as outlined in the FY 2023 - FY 2027 Capital Improvement Plan, including the payment of costs incidental or related thereto; and that to meet this appropriation, that **\$150,000** be provided from the General Fund Reserves, and that the Town Manager is authorized to contract for and expend the appropriation made available for these purposes.

**2022-120      APPROPRIATION ORDER**  
**General Fund Capital Improvement Plan (Majority Vote Full Council)**

**ORDERED:** That the sum of **\$80,000** be appropriated for the purpose of funding the Inspectional Services Department Replacement of the 1992 Measurement Compliance Unit Vehicle Project as outlined in the FY 2023 - FY 2027 Capital Improvement Plan, including the payment of costs incidental or related thereto; and that to meet this appropriation, that **\$80,000** be provided from the General Fund Reserves; and that the Town Manager is authorized to contract for and expend the appropriation made available for these purposes.



**2022-121      APPROPRIATION AND LOAN ORDER**  
**General Fund Capital Improvement Plan (Two-thirds Vote Full Council)**

**ORDERED:** That the sum of **\$4,156,984** be appropriated for the purpose of funding the Barnstable High School and Barnstable Intermediate School Roof Top Unit Ventilator Replacement project as outlined in the FY 2023 - FY 2027 Capital Improvement Plan, including the payment of costs incidental or related thereto; and that to meet this appropriation, that the Town Treasurer, with the approval of the Town Manager, is authorized to borrow **\$4,156,984** under and pursuant to M.G.L. c. 44, §§7 or 8, or pursuant to any other enabling authority, and to issue bonds or notes of the Town therefor; and that in accordance with M.G.L. c. 44, §20, any premium received by the Town upon the sale of any bonds or notes authorized by this order, less any such premium applied to the payment of the costs of issuance of such bonds and notes, may be applied to pay such project costs, thereby reducing the amount authorized to be borrowed by this order by a like amount; and that the Barnstable School Committee is authorized to contract for and expend the appropriation made available for these purposes.

**2022-122      APPROPRIATION AND LOAN ORDER**  
**General Fund Capital Improvement Plan (Two-thirds Vote Full Council)**

**ORDERED:** That the sum of **\$1,000,000** be appropriated for the purpose of funding the School Department Door and Window Replacement project as outlined in the FY 2023 - FY 2027 Capital Improvement Plan, including the payment of costs incidental or related thereto; and that to meet this appropriation, that the Town Treasurer, with the approval of the Town Manager, is authorized to borrow **\$1,000,000** under and pursuant to M.G.L. c. 44, §§7 or 8, or pursuant to any other enabling authority, and to issue bonds or notes of the Town therefor; and that in accordance with M.G.L. c. 44, §20, any premium received by the Town upon the sale of any bonds or notes authorized by this order, less any such premium applied to the payment of the costs of issuance of such bonds and notes, may be applied to pay such project costs, thereby reducing the amount authorized to be borrowed by this order by a like amount; and that the Barnstable School Committee is authorized to contract for and expend the appropriation made available for these purposes.

**2022-123      APPROPRIATION ORDER**  
**General Fund Capital Improvement Plan (Majority Vote Full Council)**

**ORDERED:** That the sum of **\$650,000** be appropriated for the purpose of funding the Barnstable West Barnstable, Barnstable Community Innovation School and Centerville Elementary School Emergency Generator Project as outlined in the FY 2023 - FY 2027 Capital Improvement Plan, including the payment of costs incidental or related thereto; and that to fund this appropriation that **\$650,000** be provided from the General fund Reserves; and that the Barnstable School Committee is authorized to contract for and expend the appropriation made available for these purposes.

**2022-124      APPROPRIATION AND LOAN ORDER**  
**General Fund Capital Improvement Plan (Two-thirds Vote Full Council)**

**ORDERED:** That the sum of **\$1,622,000** be appropriated for the purpose of funding the Barnstable High School Tennis Court Replacement Project as outlined in the FY 2023 - FY 2027 Capital Improvement Plan, including the payment of costs incidental or related thereto; and that to meet this appropriation, that the Town Treasurer, with the approval of the Town Manager, is authorized to borrow **\$1,622,000** under and pursuant to M.G.L. c. 44, §§7 or 8, or pursuant to any other enabling authority, and to issue bonds or notes of the Town therefor; and that in accordance with M.G.L. c. 44, §20, any premium received by the Town upon the sale of any bonds or notes authorized by this order, less any such premium applied to the payment of the costs of issuance of such bonds and notes, may be applied to pay such project costs, thereby reducing the amount authorized to be borrowed by this order by a like amount; and that the Barnstable School Committee is authorized to contract for and expend the appropriation made available for these purposes.

**2022-125          APPROPRIATION ORDER**  
**General Fund Capital Improvement Plan (Majority Vote Full Council)**

**ORDERED:** That the sum of **\$60,000** be appropriated for the purpose of funding the School Department Transportation and Facilities Fuel Pump and Vehicle Lift Replacement Project as outlined in the FY 2023 - FY 2027 Capital Improvement Plan, including the payment of costs incidental or related thereto; and that to meet this appropriation, that **\$60,000** be provided from the General Fund Reserves; and that the Barnstable School Committee is authorized to contract for and expend the appropriation made available for these purposes.

**2022-126          APPROPRIATION ORDER**  
**General Fund Capital Improvement Plan (Majority Vote Full Council)**

**ORDERED:** That the sum of **\$350,000** be appropriated for the purpose of funding the School Department Campus Wide Paving and Sidewalk Repair Project as outlined in the FY 2023 - FY 2027 Capital Improvement Plan, including the payment of costs incidental or related thereto; and that to meet this appropriation, that **\$350,000** be provided from the General Fund Reserves; and that the Barnstable School Committee is authorized to contract for and expend the appropriation made available for these purposes.

**2022-127          APPROPRIATION ORDER**  
**General Fund Capital Improvement Plan (Majority Vote Full Council)**

**ORDERED:** That the sum of **\$250,000** be appropriated for the purpose of funding the School Department Campus Wide Mechanical Upgrades Project as outlined in the FY 2023 - FY 2027 Capital Improvement Plan, including the payment of costs incidental or related thereto; and that to meet this appropriation, that **\$250,000** be provided from the General Fund Reserves; and that the Barnstable School Committee is authorized to contract for and expend the appropriation made available for these purposes.

**2022-128          APPROPRIATION ORDER**  
**General Fund Capital Improvement Plan (Majority Vote Full Council)**

**ORDERED:** That the sum of **\$100,000** be appropriated for the purpose of funding the School Department Campus Wide Flooring Replacement and Upgrade Project as outlined in the FY 2023 - FY 2027 Capital Improvement Plan, including the payment of costs incidental or related thereto; and that to meet this appropriation, that **\$100,000** be provided from the General Fund Reserves; and that the Barnstable School Committee is authorized to contract for and expend the appropriation made available for these purposes.

**2022-129          APPROPRIATION ORDER**  
**General Fund Capital Improvement Plan (Majority Vote Full Council)**

**ORDERED:** That the sum of **\$300,000** be appropriated for the purpose of funding the School Department Electric Utility Transformer Upgrade Project as outlined in the FY 2023 - FY 2027 Capital Improvement Plan, including the payment of costs incidental or related thereto; and that to meet this appropriation, that **\$300,000** be provided from the General Fund Reserves; and that the Barnstable School Committee is authorized to contract for and expend the appropriation made available for these purposes.

**2022-130          APPROPRIATION AND LOAN ORDER**  
**Airport Enterprise Fund Capital Improvement Plan (Two-thirds Vote Full Council)**

**ORDERED:** That the sum of **\$978,000** be appropriated for the purpose of funding the replacement of the 1992 Aircraft Rescue and Fire Fighting Class IV Vehicle with High Reach Extendable Turret project as outlined in the FY 2023 - FY 2027 Capital Improvement Plan, including the payment of costs incidental or related thereto; and that to meet this appropriation, that the Town Treasurer, with the approval of the Town Manager, is authorized to borrow **\$978,000** under and pursuant to M.G.L. c. 44, §7 or 8, or pursuant to any other enabling authority, and to issue bonds or notes of the Town therefor; and that in accordance with M.G.L. c. 44, §20, any premium received by the Town upon the sale of any bonds or notes authorized by this order, less any such premium applied to the payment of the costs of issuance of such bonds and notes, may be applied to pay such project costs, thereby reducing the amount authorized to be borrowed by this order by a like amount; and that the Barnstable Airport Commission is authorized to contract for and expend the appropriation made available for these purposes and be authorized to accept any grants or gifts in relation thereto.

**2022-131          APPROPRIATION ORDER**  
**Airport Enterprise Fund Capital Improvement Plan (Majority Vote Full Council)**

**ORDERED:** That the sum of **\$105,000** be appropriated for the purpose of funding the Airport's Reporting, Testing, Mitigation, Monitoring (PFOS Soils) Phase IV project as outlined in the FY 2023 - FY 2027 Capital Improvement Plan, including the payment of costs incidental or related thereto; and that to meet this appropriation, that the sum of **\$105,000** be provided from the Airport Enterprise Fund reserves, and that the Barnstable Airport Commission is authorized to contract for and expend the appropriation made available for these purposes.

**2022-132          APPROPRIATION ORDER**  
**Airport Enterprise Fund Capital Improvement Plan (Majority Vote Full Council)**

**ORDERED:** That the sum of **\$1,004,000** be appropriated for the purpose of funding the PFAS Mitigation Design and Implementation project as outlined in the FY 2023 - FY 2027 Capital Improvement Plan, including the payment of costs incidental or related thereto; and that to meet this appropriation, that the sum of **\$1,004,000** be provided from the Airport Enterprise Fund reserves, and that the Barnstable Airport Commission is authorized to contract for and expend the appropriation made available for these purposes.

**2022-133          APPROPRIATION AND LOAN ORDER**  
**Airport Enterprise Fund Capital Improvement Plan (Two-thirds Vote Full Council)**

**ORDERED:** That the sum of **\$1,200,000** be appropriated for the purpose of funding the Airport's Design and Construction of the Replacement of the Circa 1997 Mo-Gas and Diesel Fuel Con-Vault, Gas Boy and Alarm and Emergency Generator project as outlined in the FY 2023 - FY 2027 Capital Improvement Plan, including the payment of costs incidental or related thereto; and that to meet this appropriation, that the Town Treasurer, with the approval of the Town Manager, is authorized to borrow **\$1,200,000** under and pursuant to M.G.L. c. 44, §7 or 8, or pursuant to any other enabling authority, and to issue bonds or notes of the Town therefor; and that in accordance with M.G.L. c. 44, §20, any premium received by the Town upon the sale of any bonds or notes authorized by this order, less any such premium applied to the payment of the costs of issuance of such bonds and notes, may be applied to pay such project costs, thereby reducing the amount authorized to be borrowed by this order by a like amount; and that the Barnstable Airport Commission is authorized to contract for and expend the appropriation made available for these purposes and be authorized to accept any grants or gifts in relation thereto.



**APPENDIX B - DEBT AMORTIZATION SCHEDULES AS OF JUNE 30, 2021**

**GENERAL FUND OUTSTANDING BONDS**

| SCHOOLS INTEREST & PRINCIPAL                            | Issue Date | Maturity Date | Original Amount | Pymts FY 2023    | Pymts FY 2024    | Pymts FY 2025    | Pymts FY 2026    | Pymts FY 2027    | Pymts FY 2028    | Pymts FY 2029    | Pymts FY 2030    | Pymts FY 2031    | Pymts FY 2032    |
|---|------------|---------------|-----------------|------------------|------------------|------------------|------------------|------------------|------------------|------------------|------------------|------------------|------------------|
| CTF Advance Refund 6/15/2003 School Remodel II          | 04/18/12   | 09/15/22      | 193,400         | 15,300           | -                | -                | -                | -                | -                | -                | -                | -                | -                |
| CTF Advance Refund 6/15/2003 School Remodel I           | 04/18/12   | 09/15/22      | 242,700         | 20,196           | -                | -                | -                | -                | -                | -                | -                | -                | -                |
| CTF School Roof Repairs                                 | 11/22/13   | 11/15/23      | 600,000         | 62,250           | 60,750           | -                | -                | -                | -                | -                | -                | -                | -                |
| CTF HS Library AC Units                                 | 11/22/13   | 11/15/23      | 450,000         | 46,688           | 45,563           | -                | -                | -                | -                | -                | -                | -                | -                |
| CTF School Fire & Communications System                 | 11/22/13   | 11/15/23      | 200,000         | 20,750           | 20,250           | -                | -                | -                | -                | -                | -                | -                | -                |
| CTF School Computer Network Infrastructure              | 11/22/13   | 11/15/23      | 189,000         | 15,563           | 15,188           | -                | -                | -                | -                | -                | -                | -                | -                |
| CTF Early Learning Center Modular Facility              | 02/17/15   | 02/15/35      | 2,000,000       | 141,125          | 137,125          | 133,125          | 129,125          | 126,125          | 123,125          | 120,625          | 118,000          | 115,000          | 112,000          |
| CTF School Health & Safety Improvements                 | 02/17/15   | 02/15/26      | 193,400         | 21,740           | 19,980           | 19,260           | 18,540           | -                | -                | -                | -                | -                | -                |
| CTF MME Roof Replacement (I)                            | 02/17/15   | 02/15/26      | 329,800         | 43,240           | 40,720           | 34,240           | 32,960           | -                | -                | -                | -                | -                | -                |
| CTF School Upgrades 2 (I)                               | 02/17/15   | 02/15/27      | 47,400          | 5,820            | 5,620            | 4,920            | 4,240            | 4,120            | -                | -                | -                | -                | -                |
| CTF BHMCPs Roof (I)                                     | 02/17/15   | 02/15/27      | 426,900         | 50,610           | 48,890           | 46,170           | 44,490           | 42,230           | -                | -                | -                | -                | -                |
| CTF Elementary School Modular Classroom (#2015-115)     | 02/25/16   | 06/30/36      | 3,720,000       | 265,706          | 258,306          | 250,906          | 243,506          | 236,106          | 232,406          | 227,781          | 223,850          | 218,300          | 212,750          |
| CTF BIS Façade & Roof Improvements (#2015-116)          | 02/25/16   | 06/30/36      | 3,353,000       | 242,781          | 235,981          | 229,181          | 222,381          | 210,581          | 207,281          | 203,156          | 199,650          | 194,700          | 189,750          |
| CTF BCHMCPS Façade & Roof Improvements (#2015-117)      | 02/25/16   | 06/30/26      | 260,000         | 29,000           | 28,000           | 27,000           | 26,000           | -                | -                | -                | -                | -                | -                |
| CTF High & Middle School Boiler Upgrades (#2015-119)    | 02/25/16   | 06/30/26      | 350,000         | 40,600           | 39,200           | 37,800           | 36,400           | -                | -                | -                | -                | -                | -                |
| CTF W Village Elementary A/C Replacement (#2015-120)    | 02/25/16   | 06/30/26      | 250,000         | 29,000           | 28,000           | 27,000           | 26,000           | -                | -                | -                | -                | -                | -                |
| CTF School Facility Improvements 1 (I)                  | 06/21/16   | 06/30/28      | 295,700         | 34,800           | 33,600           | 32,400           | 31,800           | 31,200           | 30,600           | -                | -                | -                | -                |
| CTF Parking Lot Light Pole Replacement (I) (#2016-082)  | 02/23/17   | 06/30/27      | 435,000         | 53,400           | 51,600           | 44,800           | 43,200           | 41,600           | -                | -                | -                | -                | -                |
| CTF School Unit Ventilator Upgrade (I) (#2016-083)      | 02/23/17   | 06/30/27      | 230,000         | 29,200           | 23,200           | 22,400           | 21,600           | 20,800           | -                | -                | -                | -                | -                |
| CTF Horace Mann Roof (I) (#2016-081)                    | 02/27/18   | 06/30/38      | 2,350,000       | 191,119          | 187,519          | 181,519          | 175,519          | 169,519          | 163,519          | 152,519          | 147,919          | 143,319          | 139,869          |
| CTF Barnstable Schools Unit Ventilator (I) (#2017-062)  | 02/27/18   | 06/30/28      | 225,000         | 30,750           | 25,000           | 24,000           | 23,000           | 22,000           | 21,000           | -                | -                | -                | -                |
| CTF High School Learning Center (I) (#2017-063)         | 02/27/18   | 06/30/38      | 2,968,500       | 239,856          | 235,356          | 227,856          | 220,356          | 212,856          | 205,356          | 197,856          | 191,856          | 185,856          | 176,356          |
| CTF Public Schools Asbestos Abatement (I) (#2017-066)   | 02/27/18   | 06/30/28      | 270,000         | 32,000           | 31,250           | 30,000           | 28,750           | 27,500           | 26,250           | -                | -                | -                | -                |
| CTF High School Stadium Bleachers (I) (#2017-067)       | 02/27/18   | 06/30/33      | 966,000         | 93,950           | 92,000           | 88,750           | 85,500           | 82,250           | 79,000           | 75,750           | 73,150           | 70,550           | 63,600           |
| CTF High School Cafeteria Window (I) (#2017-068)        | 02/27/18   | 06/30/38      | 400,000         | 32,125           | 31,525           | 30,525           | 29,525           | 28,525           | 27,525           | 26,525           | 25,725           | 24,925           | 24,325           |
| CTF Elementary School Roof Truss System (2019-058)      | 02/26/19   | 06/30/39      | 850,000         | 73,800           | 71,550           | 69,300           | 67,050           | 64,800           | 62,550           | 60,300           | 53,050           | 51,050           | 49,850           |
| CTF School Sports Field Upgrade (#2018-064)             | 02/26/19   | 06/30/34      | 4,600,000       | 469,100          | 453,600          | 433,100          | 417,850          | 402,600          | 387,350          | 372,100          | 356,850          | 341,600          | 332,450          |
| CTF School Engineering Phase 2 Sports Field (#2019-093) | 02/25/20   | 06/30/25      | 144,000         | 34,250           | 32,750           | 26,250           | -                | -                | -                | -                | -                | -                | -                |
| CTF Public Schools Mechanical Upgrades (#2019-096)      | 02/25/20   | 06/30/40      | 250,000         | 23,225           | 22,475           | 21,725           | 20,975           | 20,225           | 19,475           | 18,725           | 17,975           | 12,375           | 12,075           |
| CTF Public Schools Environmental Lab (#2019-097)        | 02/25/20   | 06/30/40      | 222,000         | 21,775           | 21,025           | 15,275           | 14,775           | 14,275           | 13,775           | 13,275           | 12,775           | 12,375           | 12,075           |
| CTF BPS & BIS Roof Top Ventilators (#2019-098)          | 02/25/20   | 06/30/40      | 1,500,000       | 122,063          | 118,313          | 114,563          | 110,813          | 107,063          | 103,313          | 99,563           | 95,813           | 92,813           | 90,563           |
| CTF Centerville Elementary Ventilator (#2019-099)       | 02/25/20   | 06/30/40      | 500,000         | 40,688           | 39,438           | 38,188           | 36,938           | 35,688           | 34,438           | 33,188           | 31,938           | 30,938           | 30,188           |
| CTF Hyannis West Elementary School Roof (#2019-101)     | 02/25/20   | 06/30/40      | 450,000         | 39,500           | 38,250           | 37,000           | 35,750           | 34,500           | 33,250           | 32,000           | 30,750           | 24,750           | 24,150           |
| CTF Centerville Elementary Roof (#2019-102)             | 02/25/20   | 06/30/40      | 250,000         | 23,225           | 22,475           | 21,725           | 20,975           | 20,225           | 19,475           | 18,725           | 17,975           | 12,375           | 12,075           |
| CTF High School Sports Field Upgrades (#2019-211)       | 02/25/20   | 06/30/35      | 1,100,000       | 113,350          | 109,600          | 105,850          | 102,100          | 98,350           | 94,600           | 90,850           | 87,100           | 79,100           | 77,000           |
| CTF Building Improvements                               | 03/15/21   | 06/30/30      | 337,450         | 51,525           | 50,200           | 48,850           | 46,975           | 45,600           | 43,700           | 41,800           | 39,900           | -                | -                |
| CTF School Improvement (I)                              | 03/15/21   | 06/30/26      | 133,250         | 31,825           | 30,500           | 29,175           | 28,350           | -                | -                | -                | -                | -                | -                |
| CTF School Facilities Upgrades/Repairs II               | 03/15/21   | 06/30/26      | 44,400          | 10,275           | 10,350           | 9,900            | 9,450            | -                | -                | -                | -                | -                | -                |
| CTF School Facilities Upgrades/Repairs III              | 03/15/21   | 06/30/26      | 44,400          | 10,275           | 10,350           | 9,900            | 9,450            | -                | -                | -                | -                | -                | -                |
| CTF School Facilities Upgrades/Repairs V (I)            | 03/15/21   | 06/30/31      | 358,750         | 52,690           | 50,840           | 49,490           | 48,115           | 46,215           | 39,315           | 37,665           | 36,515           | 34,840           | -                |
| CTF Communication, Surveillance, and Entry              | 03/15/21   | 06/30/26      | 404,500         | 96,000           | 92,000           | 88,000           | 84,000           | -                | -                | -                | -                | -                | -                |
| CTF Elementary HVAC Chiller Replacement (#2020-084)     | 03/15/21   | 06/30/41      | 400,000         | 33,000           | 32,000           | 31,000           | 30,000           | 29,000           | 28,000           | 27,000           | 26,000           | 25,000           | 24,200           |
| <b>Total Schools Interest &amp; Principal</b>           |            |               |                 | <b>3,034,134</b> | <b>2,900,338</b> | <b>2,641,143</b> | <b>2,526,458</b> | <b>2,173,953</b> | <b>1,995,303</b> | <b>1,849,403</b> | <b>1,786,790</b> | <b>1,669,865</b> | <b>1,583,275</b> |

| LAND ACQUISITION INTEREST & PRINCIPAL                    | Issue Date | Maturity Date | Original Amount | Pymts FY 2023  | Pymts FY 2024  | Pymts FY 2025  | Pymts FY 2026  | Pymts FY 2027  | Pymts FY 2028  | Pymts FY 2029  | Pymts FY 2030  | Pymts FY 2031  | Pymts FY 2032  |
|--|------------|---------------|-----------------|----------------|----------------|----------------|----------------|----------------|----------------|----------------|----------------|----------------|----------------|
| CTF Land Acquisition (I) - Hyannis Golf Course \$748,000 | 02/17/15   | 02/15/26      | 325,200         | 43,040         | 35,520         | 34,240         | 32,960         | -              | -              | -              | -              | -              | -              |
| CTF Land Acquisition - CAP \$365,200 Refunded            | 06/21/16   | 06/30/23      | 115,000         | 21,840         | -              | -              | -              | -              | -              | -              | -              | -              | -              |
| <b>Total Land Acquisition Interest &amp; Principal</b>   |            |               |                 | <b>64,880</b>  | <b>35,520</b>  | <b>34,240</b>  | <b>32,960</b>  | <b>-</b>       | <b>-</b>       | <b>-</b>       | <b>-</b>       | <b>-</b>       | <b>-</b>       |
| PUBLIC WAYS INTEREST & PRINCIPAL                         | Issue Date | Maturity Date | Original Amount | Pymts FY 2023  | Pymts FY 2024  | Pymts FY 2025  | Pymts FY 2026  | Pymts FY 2027  | Pymts FY 2028  | Pymts FY 2029  | Pymts FY 2030  | Pymts FY 2031  | Pymts FY 2032  |
| CTF Advance Drainage 1 (i)                               | 04/18/12   | 09/15/22      | 193,200         | 15,504         | -              | -              | -              | -              | -              | -              | -              | -              | -              |
| CTF Private Road Repairs (I)                             | 11/22/13   | 11/15/23      | 633,000         | 62,250         | 60,750         | -              | -              | -              | -              | -              | -              | -              | -              |
| CTF Sidewalk Overlays                                    | 11/22/13   | 11/15/23      | 190,000         | 15,563         | 15,188         | -              | -              | -              | -              | -              | -              | -              | -              |
| CTF Bumps River Bridge Repair                            | 11/22/13   | 11/15/23      | 120,000         | 10,375         | 10,125         | -              | -              | -              | -              | -              | -              | -              | -              |
| CTF Guardrail Improvements (#2015-098)                   | 02/25/16   | 06/30/36      | 170,000         | 17,400         | 16,800         | 16,200         | 15,600         | -              | -              | -              | -              | -              | -              |
| CTF Sidewalk Improvements (#2015-098)                    | 02/25/16   | 06/30/36      | 230,000         | 23,200         | 22,400         | 21,600         | 20,800         | -              | -              | -              | -              | -              | -              |
| CTF Road Repairs (#2015-102)                             | 02/25/16   | 06/30/31      | 518,000         | 44,719         | 43,319         | 41,919         | 40,519         | 39,119         | 38,419         | 37,544         | 31,800         | 30,900         | -              |
| CTF Road Repairs - Governor's Way (#2016-037)            | 02/25/16   | 06/30/31      | 304,000         | 25,725         | 24,925         | 24,125         | 23,325         | 22,525         | 22,125         | 21,625         | 21,200         | 20,600         | -              |
| CTF Private Road Repairs                                 | 06/21/16   | 06/30/23      | 509,000         | 104,000        | -              | -              | -              | -              | -              | -              | -              | -              | -              |
| CTF Private Roads Repairs (I)                            | 02/23/17   | 06/30/31      | 167,300         | 13,400         | 13,000         | 12,600         | 12,200         | 11,800         | 11,400         | 11,000         | 10,600         | 10,300         | -              |
| CTF Guardrail & Sidewalk Improv. Program (I) (#2016-103) | 02/23/17   | 06/30/32      | 680,750         | 61,650         | 59,850         | 58,050         | 56,250         | 54,450         | 52,650         | 50,850         | 49,050         | 47,700         | 46,350         |
| CTF Guardrail & Sidewalk (I) (#2017-073)                 | 02/27/18   | 06/30/33      | 287,000         | 28,550         | 27,950         | 26,950         | 25,950         | 24,950         | 23,950         | 22,950         | 22,150         | 16,350         | 15,900         |
| CTF Sidewalk Improvements (#2019-125)                    | 02/25/20   | 06/30/35      | 314,000         | 30,400         | 29,400         | 28,400         | 27,400         | 26,400         | 25,400         | 24,400         | 23,400         | 22,600         | 22,000         |
| CTF Crosswalk Improvements (#2019-128)                   | 02/25/20   | 06/30/35      | 113,100         | 13,850         | 13,350         | 12,850         | 12,350         | 11,850         | 6,350          | 6,100          | 5,850          | 5,650          | 5,500          |
| CTF Baxter's Neck Road - Private Way                     | 03/15/21   | 06/30/26      | 138,338         | 21,050         | 20,175         | 19,800         | 18,900         | -              | -              | -              | -              | -              | -              |
| CTF Bumps River Bridge Repair (#2019-124)                | 03/15/21   | 06/30/41      | 900,000         | 74,250         | 72,000         | 69,750         | 67,500         | 65,250         | 63,000         | 60,750         | 58,500         | 56,250         | 54,450         |
| <b>Total Public Ways Interest &amp; Principal</b>        |            |               |                 | <b>561,885</b> | <b>429,231</b> | <b>332,244</b> | <b>320,794</b> | <b>256,344</b> | <b>243,294</b> | <b>235,219</b> | <b>222,550</b> | <b>210,350</b> | <b>144,200</b> |
| PUBLIC FACILITIES INTEREST & PRINCIPAL                   | Issue Date | Maturity Date | Original Amount | Pymts FY 2023  | Pymts FY 2024  | Pymts FY 2025  | Pymts FY 2026  | Pymts FY 2027  | Pymts FY 2028  | Pymts FY 2029  | Pymts FY 2030  | Pymts FY 2031  | Pymts FY 2032  |
| CTF Advance Refund Building Improvements                 | 04/18/12   | 09/15/22      | 96,600          | 6,732          | -              | -              | -              | -              | -              | -              | -              | -              | -              |
| CTF Advance Refund Police Facility Addition              | 04/18/12   | 09/15/22      | 626,900         | 61,200         | -              | -              | -              | -              | -              | -              | -              | -              | -              |
| CTF Tennis Courts  | 11/22/13   | 11/15/23      | 500,000         | 51,875         | 50,625         | -              | -              | -              | -              | -              | -              | -              | -              |
| CTF US Custom House upgrades                             | 11/22/13   | 11/15/23      | 263,000         | 25,938         | 25,313         | -              | -              | -              | -              | -              | -              | -              | -              |
| CTF Osterville Community Building Upgrades               | 11/22/13   | 11/15/23      | 200,000         | 20,750         | 20,250         | -              | -              | -              | -              | -              | -              | -              | -              |
| CTF Police Station Upgrades                              | 11/22/13   | 11/15/23      | 168,000         | 15,563         | 15,188         | -              | -              | -              | -              | -              | -              | -              | -              |
| CTF Town Hall Interior Upgrades                          | 11/22/13   | 11/15/23      | 150,000         | 15,563         | 15,188         | -              | -              | -              | -              | -              | -              | -              | -              |
| CTF Guyer Barn Upgrades                                  | 11/22/13   | 11/15/23      | 148,000         | 15,438         | 10,125         | -              | -              | -              | -              | -              | -              | -              | -              |
| CTF MEA Facility Upgrades                                | 11/22/13   | 11/15/23      | 131,000         | 10,375         | 10,125         | -              | -              | -              | -              | -              | -              | -              | -              |
| CTF Pearl St Building Upgrades                           | 11/22/13   | 11/15/23      | 114,000         | 10,375         | 10,125         | -              | -              | -              | -              | -              | -              | -              | -              |
| CTF S&G Facility Roof Repairs                            | 11/22/13   | 11/15/23      | 103,000         | 10,375         | 10,125         | -              | -              | -              | -              | -              | -              | -              | -              |
| CTF West Barnstable Community Building Upgrades          | 11/22/13   | 11/15/23      | 72,000          | 5,188          | 5,063          | -              | -              | -              | -              | -              | -              | -              | -              |
| CTF Highway Operations Facility Construction             | 11/22/13   | 11/15/23      | 66,000          | 5,188          | 5,063          | -              | -              | -              | -              | -              | -              | -              | -              |
| CTF Centerville Recreation Building                      | 02/17/15   | 02/15/35      | 185,000         | 13,663         | 13,263         | 12,863         | 12,463         | 12,163         | 11,863         | 11,613         | 11,350         | 11,050         | 10,750         |
| CTF Senior Center - Parking Lot Expansion                | 02/17/15   | 02/15/30      | 290,000         | 24,925         | 24,125         | 23,325         | 22,525         | 21,925         | 21,325         | 20,825         | 10,300         | -              | -              |
| CTF Police Facilities                                    | 02/17/15   | 02/15/35      | 288,000         | 20,719         | 20,119         | 19,519         | 18,919         | 18,469         | 18,019         | 17,644         | 17,250         | 16,800         | 16,350         |
| CTF Police Station Construction (I)                      | 02/17/15   | 02/15/25      | 181,650         | 20,160         | 19,440         | 18,720         | -              | -              | -              | -              | -              | -              | -              |
| CTF Senior Center - Garden Level                         | 02/17/15   | 02/15/27      | 195,000         | 22,420         | 21,660         | 20,900         | 20,140         | 19,570         | -              | -              | -              | -              | -              |



|   |          |          |                  |                  |                  |                |                |                |                |                |                |                |        |
|---|----------|----------|------------------|------------------|------------------|----------------|----------------|----------------|----------------|----------------|----------------|----------------|--------|
| CTF Town Building Repairs & Renovations                 | 02/17/15 | 02/15/27 | 317,600          | 38,410           | 37,090           | 30,770         | 29,650         | 27,810         | -              | -              | -              | -              | -      |
| CTF Bismore Park Visitor Center                         | 06/21/16 | 06/30/23 | 48,000           | 10,400           | -                | -              | -              | -              | -              | -              | -              | -              | -      |
| CTF Bismore Park Visitor Center                         | 06/21/16 | 06/30/23 | 147,500          | 29,120           | -                | -              | -              | -              | -              | -              | -              | -              | -      |
| CTF Municipal Building Improvements                     | 06/21/16 | 06/30/28 | 49,300           | 5,800            | 5,600            | 5,400          | 5,300          | 5,200          | 5,100          | -              | -              | -              | -      |
| CTF Police Station Remodeling (#2015-100)               | 02/25/16 | 06/30/36 | 355,000          | 27,444           | 26,644           | 25,844         | 25,044         | 24,244         | 18,844         | 18,469         | 18,150         | 17,700         | 17,250 |
| CTF Town Hall Remodeling (#2015-101)                    | 02/25/16 | 06/30/36 | 939,000          | 69,831           | 62,831           | 61,031         | 59,231         | 57,431         | 56,531         | 55,406         | 54,450         | 53,100         | 51,750 |
| CTF Joshua's Pond Recreational Facility (#2015-111)     | 02/25/16 | 06/30/31 | 282,000          | 25,194           | 24,394           | 23,594         | 22,794         | 21,994         | 16,594         | 16,219         | 15,900         | 15,450         | -      |
| CTF Craigville Beach Bathhouse (#2016-031)              | 02/25/16 | 06/30/36 | 450,000          | 34,525           | 33,525           | 32,525         | 31,525         | 25,525         | 25,125         | 24,625         | 24,200         | 23,600         | 23,000 |
| CTF Beach Facility Improvement (I) (#2016-110)          | 02/23/17 | 06/30/27 | 438,000          | 53,400           | 51,600           | 44,800         | 43,200         | 41,600         | -              | -              | -              | -              | -      |
| CTF Osterville Bay Elem School Improv. (I) (#2016-112)  | 02/23/17 | 06/30/37 | 724,300          | 53,594           | 52,194           | 50,794         | 49,394         | 47,994         | 46,594         | 45,194         | 43,794         | 42,744         | 41,694 |
| CTF Lombard Field Improvements (I) (#2016-113)          | 02/23/17 | 06/30/37 | 895,000          | 68,738           | 66,938           | 65,138         | 63,338         | 61,538         | 59,738         | 57,938         | 56,138         | 54,788         | 53,438 |
| CTF West Barnstable Shooting Range (I) (#2017-074)      | 02/27/18 | 06/30/28 | 314,000          | 38,400           | 37,500           | 36,000         | 34,500         | 33,000         | 31,500         | -              | -              | -              | -      |
| CTF Hazmat Removal Project Armory Building (2018-096)   | 02/26/19 | 06/30/24 | 461,750          | 99,000           | 94,500           | -              | -              | -              | -              | -              | -              | -              | -      |
| CTF Senior Center Renovations (#2018-076)               | 02/26/19 | 06/30/39 | 659,000          | 57,288           | 55,538           | 53,788         | 52,038         | 50,288         | 48,538         | 46,788         | 45,038         | 38,288         | 37,388 |
| CTF Osterville Recreation Building (#2017-086)          | 02/26/19 | 06/30/39 | 675,000          | 57,888           | 56,138           | 54,388         | 52,638         | 50,888         | 49,138         | 47,388         | 45,638         | 43,888         | 42,838 |
| CTF Town Hall Restroom Renovations                      | 02/26/19 | 06/30/39 | 560,000          | 49,056           | 47,556           | 46,056         | 44,556         | 43,056         | 41,556         | 40,056         | 38,556         | 37,056         | 31,156 |
| CTF Marston Mills Elementary School Demo (2018-094)     | 02/26/19 | 06/30/24 | 176,050          | 38,500           | 36,750           | -              | -              | -              | -              | -              | -              | -              | -      |
| CTF Administration Building (#2018-092)                 | 02/26/19 | 06/30/24 | 285,000          | 60,500           | 57,750           | -              | -              | -              | -              | -              | -              | -              | -      |
| CTF Administration Building Remodeling (#2019-148)      | 02/25/20 | 06/30/40 | 996,000          | 81,263           | 78,763           | 76,263         | 73,763         | 71,263         | 68,763         | 66,263         | 63,763         | 61,763         | 60,263 |
| CTF Craigville Bath House (#2019-116)                   | 02/25/20 | 06/30/40 | 255,000          | 23,375           | 22,625           | 21,875         | 21,125         | 20,375         | 19,625         | 18,875         | 18,125         | 17,525         | 12,075 |
| CTF Craigville Parking Lot (#2019-116)                  | 02/25/20 | 06/30/35 | 160,000          | 15,200           | 14,700           | 14,200         | 13,700         | 13,200         | 12,700         | 12,200         | 11,700         | 11,300         | 11,000 |
| CTF Marston Mills Tennis Courts (#2019-117)             | 02/25/20 | 06/30/35 | 620,000          | 66,300           | 64,050           | 56,800         | 54,800         | 52,800         | 50,800         | 48,800         | 46,800         | 45,200         | 44,000 |
| CTF Public Bridge Improvements and Repairs (#2019-122)  | 02/25/20 | 06/30/40 | 500,000          | 40,688           | 39,438           | 38,188         | 36,938         | 35,688         | 34,438         | 33,188         | 31,938         | 30,938         | 30,188 |
| CTF Police Facility                                     | 03/15/21 | 06/30/30 | 187,450          | 28,850           | 27,825           | 26,800         | 26,275         | 25,225         | 24,175         | 23,125         | 22,575         | -              | -      |
| CTF Municipal Facility Improvements                     | 03/15/21 | 06/30/29 | 33,750           | 5,475            | 5,275            | 5,075          | 4,875          | 5,175          | 4,950          | 4,725          | -              | -              | -      |
| CTF Town Hall Security Improvements (#2019-129)         | 03/15/21 | 06/30/41 | 480,000          | 40,850           | 39,600           | 38,350         | 37,100         | 35,850         | 34,600         | 33,350         | 32,100         | 30,850         | 29,850 |
| CTF Osterville Field Cons. & Site Improv. (#2019-146)   | 03/15/21 | 06/30/36 | 705,600          | 75,750           | 73,250           | 70,750         | 68,250         | 60,750         | 58,500         | 56,250         | 54,000         | 51,750         | 49,950 |
| CTF 200 Main Street Mansard Repair (#2020-106)          | 03/15/21 | 06/30/41 | 374,000          | 32,400           | 31,400           | 30,400         | 29,400         | 28,400         | 27,400         | 26,400         | 25,400         | 24,400         | 23,600 |
| CTF Salt Storage Facility Design & Cons. (#2020-107)    | 03/15/21 | 06/30/41 | 345,000          | 31,750           | 30,750           | 29,750         | 28,750         | 27,750         | 26,750         | 25,750         | 24,750         | 18,750         | 18,150 |
| <b>Total Public Facilities Interest &amp; Principal</b> |          |          | <b>1,615,430</b> | <b>1,450,015</b> | <b>1,033,903</b> | <b>982,228</b> | <b>939,168</b> | <b>813,163</b> | <b>751,088</b> | <b>711,913</b> | <b>646,938</b> | <b>604,688</b> |        |

| WATERWAYS INTEREST & PRINCIPAL                        | Issue Date | Maturity Date | Original Amount | Pymts FY 2023  | Pymts FY 2024  | Pymts FY 2025  | Pymts FY 2026  | Pymts FY 2027  | Pymts FY 2028  | Pymts FY 2029  | Pymts FY 2030 | Pymts FY 2031 | Pymts FY 2032 |
|---|------------|---------------|-----------------|----------------|----------------|----------------|----------------|----------------|----------------|----------------|---------------|---------------|---------------|
| CTF East Bay Dredging                                 | 11/22/13   | 11/15/23      | 600,000         | 62,250         | 60,750         | -              | -              | -              | -              | -              | -             | -             | -             |
| CTF Hyannis Harbor Bulkhead Construction              | 11/22/13   | 11/15/23      | 142,000         | 10,375         | 10,125         | -              | -              | -              | -              | -              | -             | -             | -             |
| CTF Millway Boat Ramp & Dock Upgrades                 | 11/22/13   | 11/15/23      | 133,000         | 10,375         | 10,125         | -              | -              | -              | -              | -              | -             | -             | -             |
| CTF Marstons Mills Fish Run Reconstruction            | 02/17/15   | 02/15/30      | 326,000         | 25,225         | 24,425         | 23,625         | 22,825         | 22,225         | 21,625         | 21,125         | 20,600        | -             | -             |
| CTF Pleasant St. Dock - 1 \$350,000 Refunded          | 06/21/16   | 06/30/23      | 109,500         | 21,840         | -              | -              | -              | -              | -              | -              | -             | -             | -             |
| CTF Pleasant St. Dock - 2 \$350,000 Refunded          | 06/21/16   | 06/30/23      | 110,000         | 21,840         | -              | -              | -              | -              | -              | -              | -             | -             | -             |
| CTF Boat Ramps - CAP \$927,000 Refunded               | 06/21/16   | 06/30/23      | 290,000         | 57,200         | -              | -              | -              | -              | -              | -              | -             | -             | -             |
| CTF Paving: Bay Street Boat Ramp (#2015-099)          | 02/25/16   | 06/30/26      | 142,000         | 17,000         | 16,400         | 10,800         | 10,400         | -              | -              | -              | -             | -             | -             |
| CTF Channel Dredging- Barnstable Harbor (#2016-035)   | 02/25/16   | 06/30/26      | 490,000         | 57,600         | 55,600         | 48,600         | 46,800         | -              | -              | -              | -             | -             | -             |
| CTF Blish Point Boat Channel Dredging (I) (#2016-111) | 02/23/17   | 06/30/37      | 943,900         | 74,506         | 72,506         | 70,506         | 63,506         | 61,706         | 59,906         | 58,106         | 56,306        | 54,956        | 53,606        |
| CTF Dredging  | 03/15/21   | 06/30/24      | 78,800          | 30,550         | 24,150         | -              | -              | -              | -              | -              | -             | -             | -             |
| CTF Prince Cove/Hayward Rd. Boat Ramp                 | 03/15/21   | 06/30/26      | 177,650         | 42,100         | 40,850         | 39,075         | 37,800         | -              | -              | -              | -             | -             | -             |
| CTF Channel Dredging - (#2019-119)                    | 03/15/21   | 06/30/41      | 406,000         | 33,000         | 32,000         | 31,000         | 30,000         | 29,000         | 28,000         | 27,000         | 26,000        | 25,000        | 24,200        |
| <b>Total Waterways Interest &amp; Principal</b>       |            |               | <b>463,861</b>  | <b>346,931</b> | <b>223,606</b> | <b>211,331</b> | <b>112,931</b> | <b>109,531</b> | <b>106,231</b> | <b>102,906</b> | <b>79,956</b> | <b>77,806</b> |               |

| WATER QUALITY INTEREST & PRINCIPAL                  | Issue Date | Maturity Date | Original Amount | Pymts FY 2023    | Pymts FY 2024    | Pymts FY 2025    | Pymts FY 2026    | Pymts FY 2027    | Pymts FY 2028    | Pymts FY 2029    | Pymts FY 2030    | Pymts FY 2031    | Pymts FY 2032    |
|---|------------|---------------|-----------------|------------------|------------------|------------------|------------------|------------------|------------------|------------------|------------------|------------------|------------------|
| CTF Advance Refund 6/15/2003 Drainage 2 (i)         | 04/18/12   | 09/15/22      | 96,700          | 6,834            | -                | -                | -                | -                | -                | -                | -                | -                | -                |
| CTF Water Quality Evaluation                        | 11/22/13   | 11/15/23      | 230,000         | 20,750           | 20,250           | -                | -                | -                | -                | -                | -                | -                | -                |
| CTF Hamblin Pond Alum Treatment (#2015-112)         | 02/25/16   | 06/30/31      | 300,000         | 25,725           | 24,925           | 24,125           | 23,325           | 22,525           | 22,125           | 21,625           | 21,200           | 20,600           | -                |
| CTF Lake Treatment Refi 6/15/10                     | 03/15/21   | 06/30/25      | 54,350          | 15,550           | 14,875           | 14,700           | -                | -                | -                | -                | -                | -                | -                |
| CTF Stormwater Improv. - Impaired Ponds (#2020-110) | 03/15/21   | 06/30/41      | 300,000         | 24,750           | 24,000           | 23,250           | 22,500           | 21,750           | 21,000           | 20,250           | 19,500           | 18,750           | 18,150           |
| <b>Total Water Quality Interest &amp; Principal</b> |            |               |                 | <b>93,609</b>    | <b>84,050</b>    | <b>62,075</b>    | <b>45,825</b>    | <b>44,275</b>    | <b>43,125</b>    | <b>41,875</b>    | <b>40,700</b>    | <b>39,350</b>    | <b>18,150</b>    |
| <b>TOTAL GENERAL FUND BOND OBLIGATIONS</b>          |            |               |                 | <b>5,833,799</b> | <b>5,246,085</b> | <b>4,327,210</b> | <b>4,119,595</b> | <b>3,526,670</b> | <b>3,204,415</b> | <b>2,983,815</b> | <b>2,864,859</b> | <b>2,646,459</b> | <b>2,428,119</b> |

| SCHOOLS INTEREST & PRINCIPAL                        | Issue Date | Maturity Date | Original Amount | Pymts FY 2033    | Pymts FY 2034    | Pymts FY 2035    | Pymts FY 2036  | Pymts FY 2037  | Pymts FY 2038  | Pymts FY 2039  | Pymts FY 2040  | Pymts FY 2041 | Balance           |
|---|------------|---------------|-----------------|------------------|------------------|------------------|----------------|----------------|----------------|----------------|----------------|---------------|-------------------|
| CTF Early Learning Center Modular Facility          | 02/17/15   | 02/15/35      | 2,000,000       | 109,000          | 106,000          | 103,000          | -              | -              | -              | -              | -              | -             | 1,718,500         |
| CTF Elementary School Modular Classroom (#2015-115) | 02/25/16   | 06/30/36      | 3,720,000       | 207,200          | 201,650          | 196,100          | 190,550        | -              | -              | -              | -              | -             | 3,438,225         |
| CTF BIS Façade & Roof Improvements (#2015-116)      | 02/25/16   | 06/30/36      | 3,353,000       | 184,800          | 179,850          | 174,900          | 169,950        | -              | -              | -              | -              | -             | 3,094,525         |
| CTF Horace Mann Roof (I) (#2016-081)                | 02/27/18   | 06/30/38      | 2,350,000       | 136,419          | 132,969          | 129,519          | 126,069        | 122,475        | 118,738        | -              | -              | -             | 2,615,644         |
| CTF High School Learning Center (I) (#2017-063)     | 02/27/18   | 06/30/38      | 2,968,500       | 172,006          | 167,656          | 163,306          | 158,956        | 154,425        | 149,713        | -              | -              | -             | 3,306,981         |
| CTF High School Stadium Bleachers (I) (#2017-067)   | 02/27/18   | 06/30/33      | 966,000         | 61,800           | -                | -                | -              | -              | -              | -              | -              | -             | 963,500           |
| CTF High School Cafeteria Window (I) (#2017-068)    | 02/27/18   | 06/30/38      | 400,000         | 23,725           | 23,125           | 22,525           | 21,925         | 21,300         | 20,650         | -              | -              | -             | 447,625           |
| CTF Elementary School Roof Truss System (2019-058)  | 02/26/19   | 06/30/39      | 850,000         | 48,650           | 47,450           | 46,250           | 45,050         | 43,850         | 42,600         | 41,300         | -              | -             | 1,014,500         |
| CTF School Sports Field Upgrade (#2018-064)         | 02/26/19   | 06/30/34      | 4,600,000       | 323,300          | 314,150          | -                | -              | -              | -              | -              | -              | -             | 5,088,650         |
| CTF Public Schools Mechanical Upgrades (#2019-096)  | 02/25/20   | 06/30/40      | 250,000         | 11,775           | 11,475           | 11,275           | 11,075         | 10,875         | 10,663         | 10,450         | 10,225         | -             | 301,038           |
| CTF Public Schools Environmental Lab (#2019-097)    | 02/25/20   | 06/30/40      | 222,000         | 11,775           | 11,475           | 11,275           | 11,075         | 10,875         | 10,663         | 10,450         | 10,225         | -             | 261,738           |
| CTF BPS & BIS Roof Top Ventilators (#2019-098)      | 02/25/20   | 06/30/40      | 1,500,000       | 88,313           | 86,063           | 84,563           | 83,063         | 81,563         | 79,969         | 78,375         | 76,688         | -             | 1,839,281         |
| CTF Centerville Elementary Ventilator (#2019-099)   | 02/25/20   | 06/30/40      | 500,000         | 29,438           | 28,688           | 28,188           | 27,688         | 27,188         | 26,656         | 26,125         | 25,563         | -             | 613,094           |
| CTF Hyannis West Elementary School Roof (#2019-101) | 02/25/20   | 06/30/40      | 450,000         | 23,550           | 22,950           | 22,550           | 22,150         | 21,750         | 21,325         | 20,900         | 20,450         | -             | 546,275           |
| CTF Centerville Elementary Roof (#2019-102)         | 02/25/20   | 06/30/40      | 250,000         | 11,775           | 11,475           | 11,275           | 11,075         | 10,875         | 10,663         | 10,450         | 10,225         | -             | 301,038           |
| CTF High School Sports Field Upgrades (#2019-211)   | 02/25/20   | 06/30/35      | 1,100,000       | 74,900           | 72,800           | 71,400           | -              | -              | -              | -              | -              | -             | 1,294,100         |
| CTF Elementary HVAC Chiller Replacement (#2020-084) | 03/15/21   | 06/30/41      | 400,000         | 23,600           | 23,200           | 22,800           | 22,400         | 22,000         | 21,600         | 21,200         | 20,800         | 20,400        | 516,617           |
| <b>Total Schools Interest &amp; Principal</b>       |            |               |                 | <b>1,542,025</b> | <b>1,440,975</b> | <b>1,098,925</b> | <b>901,025</b> | <b>527,175</b> | <b>513,238</b> | <b>219,250</b> | <b>174,175</b> | <b>20,400</b> | <b>31,809,978</b> |

| PUBLIC WAYS INTEREST & PRINCIPAL                  | Issue Date | Maturity Date | Original Amount | Pymts FY 2033 | Pymts FY 2034 | Pymts FY 2035 | Pymts FY 2036 | Pymts FY 2037 | Pymts FY 2038 | Pymts FY 2039 | Pymts FY 2040 | Pymts FY 2041 | Balance          |
|---|------------|---------------|-----------------|---------------|---------------|---------------|---------------|---------------|---------------|---------------|---------------|---------------|------------------|
| CTF Guardrail & Sidewalk (I) (#2017-073)          | 02/27/18   | 06/30/33      | 287,000         | 15,450        | -             | -             | -             | -             | -             | -             | -             | -             | 280,650          |
| CTF Sidewalk Improvements (#2019-125)             | 02/25/20   | 06/30/35      | 314,000         | 21,400        | 20,800        | 20,400        | -             | -             | -             | -             | -             | -             | 359,050          |
| CTF Crosswalk Improvements (#2019-128)            | 02/25/20   | 06/30/35      | 113,100         | 5,350         | 5,200         | 5,100         | -             | -             | -             | -             | -             | -             | 123,700          |
| CTF Bumps River Bridge Repair (#2019-124)         | 03/15/21   | 06/30/41      | 900,000         | 53,100        | 52,200        | 51,300        | 50,400        | 49,500        | 48,600        | 47,700        | 46,800        | 45,900        | 1,162,388        |
| <b>Total Public Ways Interest &amp; Principal</b> |            |               |                 | <b>95,300</b> | <b>78,200</b> | <b>76,800</b> | <b>50,400</b> | <b>49,500</b> | <b>48,600</b> | <b>47,700</b> | <b>46,800</b> | <b>45,900</b> | <b>4,098,017</b> |

| PUBLIC FACILITIES INTEREST & PRINCIPAL    | Issue Date | Maturity Date | Original Amount | Pymts FY 2033 | Pymts FY 2034 | Pymts FY 2035 | Pymts FY 2036 | Pymts FY 2037 | Pymts FY 2038 | Pymts FY 2039 | Pymts FY 2040 | Pymts FY 2041 | Balance |
|---|------------|---------------|-----------------|---------------|---------------|---------------|---------------|---------------|---------------|---------------|---------------|---------------|---------|
| CTF Centerville Recreation Building       | 02/17/15   | 02/15/35      | 185,000         | 5,450         | 5,300         | 5,150         | -             | -             | -             | -             | -             | -             | 151,000 |
| CTF Police Facilities                     | 02/17/15   | 02/15/35      | 288,000         | 10,900        | 10,600        | 10,300        | -             | -             | -             | -             | -             | -             | 236,925 |
| CTF Police Station Remodeling (#2015-100) | 02/25/16   | 06/30/36      | 355,000         | 16,800        | 16,350        | 15,900        | 15,450        | -             | -             | -             | -             | -             | 312,375 |
| CTF Town Hall Remodeling (#2015-101)      | 02/25/16   | 06/30/36      | 939,000         | 50,400        | 49,050        | 47,700        | 46,350        | -             | -             | -             | -             | -             | 846,925 |

|   |            |               |                 |                  |                  |                  |                  |                |                |                |                |                |                   |  |
|---|------------|---------------|-----------------|------------------|------------------|------------------|------------------|----------------|----------------|----------------|----------------|----------------|-------------------|--|
| CTF Craigville Beach Bathhouse (#2016-031)              | 02/25/16   | 06/30/36      | 450,000         | 22,400           | 21,800           | 21,200           | 20,600           | -              | -              | -              | -              | -              | 399,700           |  |
| CTF Osterville Bay Elem School Improv. (I) (#2016-112)  | 02/23/17   | 06/30/37      | 724,300         | 40,644           | 39,594           | 38,456           | 37,319           | 36,181         | -              | -              | -              | -              | 721,175           |  |
| CTF Lombard Field Improvements (I) (#2016-113)          | 02/23/17   | 06/30/37      | 895,000         | 52,088           | 50,738           | 49,275           | 47,813           | 41,350         | -              | -              | -              | -              | 919,525           |  |
| CTF Senior Center Renovations (#2018-076)               | 02/26/19   | 06/30/39      | 659,000         | 36,488           | 35,588           | 34,688           | 33,788           | 32,888         | 31,950         | 30,975         | -              | -              | 780,375           |  |
| CTF Osterville Recreation Building (#2017-086)          | 02/26/19   | 06/30/39      | 675,000         | 41,788           | 40,738           | 34,688           | 33,788           | 32,888         | 31,950         | 30,975         | -              | -              | 807,275           |  |
| CTF Town Hall Restroom Renovations                      | 02/26/19   | 06/30/39      | 560,000         | 30,406           | 29,656           | 28,906           | 28,156           | 27,406         | 26,625         | 25,813         | -              | -              | 666,188           |  |
| CTF Administration Building Remodeling (#2019-148)      | 02/25/20   | 06/30/40      | 996,000         | 58,763           | 57,263           | 56,263           | 55,263           | 54,263         | 53,200         | 52,138         | 46,013         | -              | 1,219,050         |  |
| CTF Craigville Bath House (#2019-116)                   | 02/25/20   | 06/30/40      | 255,000         | 11,775           | 11,475           | 11,275           | 11,075           | 10,875         | 10,663         | 10,450         | 10,225         | -              | 307,538           |  |
| CTF Craigville Parking Lot (#2019-116)                  | 02/25/20   | 06/30/35      | 160,000         | 10,700           | 10,400           | 10,200           | -                | -              | -              | -              | -              | -              | 182,150           |  |
| CTF Marston Mills Tennis Courts (#2019-117)             | 02/25/20   | 06/30/35      | 620,000         | 42,800           | 41,600           | 40,800           | -                | -              | -              | -              | -              | -              | 724,100           |  |
| CTF Public Bridge Improvements and Repairs (#2019-122)  | 02/25/20   | 06/30/40      | 500,000         | 29,438           | 28,688           | 28,188           | 27,688           | 27,188         | 26,656         | 26,125         | 25,563         | -              | 613,094           |  |
| CTF Town Hall Security Improvements (#2019-129)         | 03/15/21   | 06/30/41      | 480,000         | 29,100           | 28,600           | 28,100           | 27,600           | 27,100         | 21,600         | 21,200         | 20,800         | 20,400         | 618,388           |  |
| CTF Osterville Field Cons. & Site Improv. (#2019-146)   | 03/15/21   | 06/30/36      | 705,600         | 48,600           | 47,700           | 46,800           | 45,900           | -              | -              | -              | -              | -              | 891,141           |  |
| CTF 200 Main Street Mansard Repair (#2020-106)          | 03/15/21   | 06/30/41      | 374,000         | 23,000           | 22,600           | 22,200           | 16,800           | 16,500         | 16,200         | 15,900         | 15,600         | 15,300         | 480,333           |  |
| CTF Salt Storage Facility Design & Cons. (#2020-107)    | 03/15/21   | 06/30/41      | 345,000         | 17,700           | 17,400           | 17,100           | 16,800           | 16,500         | 16,200         | 15,900         | 15,600         | 15,300         | 443,619           |  |
| <b>Total Public Facilities Interest &amp; Principal</b> |            |               |                 | <b>579,238</b>   | <b>565,138</b>   | <b>547,188</b>   | <b>464,388</b>   | <b>323,138</b> | <b>235,044</b> | <b>229,475</b> | <b>133,800</b> | <b>51,000</b>  | <b>14,452,502</b> |  |
| <b>WATERWAYS INTEREST &amp; PRINCIPAL</b>               |            |               |                 |                  |                  |                  |                  |                |                |                |                |                |                   |  |
|   | Issue Date | Maturity Date | Original Amount | Pymts FY 2033    | Pymts FY 2034    | Pymts FY 2035    | Pymts FY 2036    | Pymts FY 2037  | Pymts FY 2038  | Pymts FY 2039  | Pymts FY 2040  | Pymts FY 2041  | Balance           |  |
| CTF Blish Point Boat Channel Dredging (I) (#2016-111)   | 02/23/17   | 06/30/37      | 943,900         | 52,256           | 50,906           | 49,444           | 47,981           | 46,519         | -              | -              | -              | -              | 949,225           |  |
| CTF Channel Dredging - (#2019-119)                      | 03/15/21   | 06/30/41      | 406,000         | 23,600           | 23,200           | 22,800           | 22,400           | 22,000         | 21,600         | 21,200         | 20,800         | 20,400         | 522,904           |  |
| <b>Total Waterways Interest &amp; Principal</b>         |            |               |                 | <b>75,856</b>    | <b>74,106</b>    | <b>72,244</b>    | <b>70,381</b>    | <b>68,519</b>  | <b>21,600</b>  | <b>21,200</b>  | <b>20,800</b>  | <b>20,400</b>  | <b>2,770,533</b>  |  |
| <b>WATER QUALITY INTEREST &amp; PRINCIPAL</b>           |            |               |                 |                  |                  |                  |                  |                |                |                |                |                |                   |  |
|   | Issue Date | Maturity Date | Original Amount | Pymts FY 2033    | Pymts FY 2034    | Pymts FY 2035    | Pymts FY 2036    | Pymts FY 2037  | Pymts FY 2038  | Pymts FY 2039  | Pymts FY 2040  | Pymts FY 2041  | Balance           |  |
| CTF Stormwater Improv. - Impaired Ponds (#2020-110)     | 03/15/21   | 06/30/41      | 300,000         | 17,700           | 17,400           | 17,100           | 16,800           | 16,500         | 16,200         | 15,900         | 15,600         | 15,300         | 387,463           |  |
| <b>Total Water Quality Interest &amp; Principal</b>     |            |               |                 | <b>17,700</b>    | <b>17,400</b>    | <b>17,100</b>    | <b>16,800</b>    | <b>16,500</b>  | <b>16,200</b>  | <b>15,900</b>  | <b>15,600</b>  | <b>15,300</b>  | <b>760,844</b>    |  |
| <b>TOTAL GENERAL FUND BOND OBLIGATIONS</b>              |            |               |                 | <b>2,310,119</b> | <b>2,175,819</b> | <b>1,812,256</b> | <b>1,502,994</b> | <b>984,831</b> | <b>834,681</b> | <b>533,525</b> | <b>391,175</b> | <b>153,000</b> | <b>54,174,554</b> |  |



## ENTERPRISE FUND OUTSTANDING BONDS

| AIRPORT INTEREST & PRINCIPAL                            | Issue Date | Maturity Date | Original Amount | Pymts FY 2023    | Pymts FY 2024    | Pymts FY 2025  | Pymts FY 2026  | Pymts FY 2027  | Pymts FY 2028  | Pymts FY 2029  | Pymts FY 2030  | Pymts FY 2031  | Pymts FY 2032  |
|---|------------|---------------|-----------------|------------------|------------------|----------------|----------------|----------------|----------------|----------------|----------------|----------------|----------------|
| Terminal Ramp Construction - Phase 2 (O) (#2013-0101)   | 02/23/17   | 06/30/37      | 428,000         | 32,413           | 31,613           | 30,813         | 30,013         | 29,213         | 28,413         | 32,613         | 31,613         | 30,863         | 30,113         |
| New Fuel Farm (I) (#2013-102)                           | 02/23/17   | 06/30/36      | 634,500         | 47,875           | 46,675           | 45,475         | 44,275         | 48,075         | 46,675         | 45,275         | 43,875         | 47,825         | 46,625         |
| East Ramp Design & Construction (O) (#2014-053)         | 02/23/17   | 06/30/37      | 641,200         | 43,169           | 47,169           | 45,969         | 44,769         | 43,569         | 42,369         | 46,169         | 44,769         | 43,719         | 42,669         |
| Runway Reconstruction & Generator Replacement           | 02/26/19   | 06/30/39      | 355,500         | 32,144           | 31,144           | 30,144         | 29,144         | 28,144         | 27,144         | 26,144         | 25,144         | 19,144         | 18,694         |
| Airfield Improvements                                   | 02/26/19   | 06/30/31      | 59,700          | 7,150            | 6,900            | 6,650          | 6,400          | 6,150          | 5,900          | 5,650          | 5,400          | 5,150          | -              |
| <b>Total Airport Fund Bonds</b>                         |            |               |                 | <b>162,750</b>   | <b>163,500</b>   | <b>159,050</b> | <b>154,600</b> | <b>155,150</b> | <b>150,500</b> | <b>155,850</b> | <b>150,800</b> | <b>146,700</b> | <b>138,100</b> |
| GOLF COURSE INTEREST & PRINCIPAL                        | Issue Date | Maturity Date | Original Amount | Pymts FY 2023    | Pymts FY 2024    | Pymts FY 2025  | Pymts FY 2026  | Pymts FY 2027  | Pymts FY 2028  | Pymts FY 2029  | Pymts FY 2030  | Pymts FY 2031  | Pymts FY 2032  |
| Hyannis Golf Course Acquisition \$3,900,000 Refunded    | 02/17/15   | 02/15/25      | 1,951,500       | 288,200          | 291,960          | 290,160        | -              | -              | -              | -              | -              | -              | -              |
| Olde Barnstable Building Improvements (#2015-105)       | 02/25/16   | 06/30/26      | 174,000         | 23,200           | 22,400           | 21,600         | 20,800         | -              | -              | -              | -              | -              | -              |
| Hyannis Building Improvements (#2015-106)               | 02/25/16   | 06/30/26      | 140,000         | 17,400           | 16,800           | 16,200         | 15,600         | -              | -              | -              | -              | -              | -              |
| Olde Barnstable Fairgrounds Golf Course (I) (#2016-107) | 02/23/17   | 06/30/37      | 245,000         | 21,113           | 20,513           | 19,913         | 19,313         | 13,713         | 13,313         | 12,913         | 12,513         | 12,213         | 11,913         |
| Hyannis Golf Course Improvements (I) (#2016-108)        | 02/23/17   | 06/30/37      | 292,700         | 22,475           | 21,875           | 21,275         | 20,675         | 20,075         | 19,475         | 18,875         | 18,275         | 17,825         | 17,375         |
| Hyannis Golf Course Turf Maintenance (I) (#2017-085)    | 02/27/18   | 06/30/23      | 310,000         | 61,800           | -                | -              | -              | -              | -              | -              | -              | -              | -              |
| <b>Total Golf Course</b>                                |            |               |                 | <b>434,188</b>   | <b>373,548</b>   | <b>369,148</b> | <b>76,388</b>  | <b>33,788</b>  | <b>32,788</b>  | <b>31,788</b>  | <b>30,788</b>  | <b>30,038</b>  | <b>29,288</b>  |
| WATER POLLUTION CONTROL INTEREST & PRINCIPAL            | Issue Date | Maturity Date | Original Amount | Pymts FY 2023    | Pymts FY 2024    | Pymts FY 2025  | Pymts FY 2026  | Pymts FY 2027  | Pymts FY 2028  | Pymts FY 2029  | Pymts FY 2030  | Pymts FY 2031  | Pymts FY 2032  |
| Shallow Well Injection - CW-00-60 - Pool 8              | 08/25/04   | 08/01/22      | 436,370         | 30,750           | -                | -              | -              | -              | -              | -              | -              | -              | -              |
| Shallow Well Injection - CW-00-60 - Pool 8 (Subsidy)    | 08/25/04   | 08/01/22      | (subsidy)       | (9,028)          | -                | -              | -              | -              | -              | -              | -              | -              | -              |
| Sewer 98-44A  | 07/14/06   | 08/01/23      | 1,582,178       | 120,681          | 115,000          | -              | -              | -              | -              | -              | -              | -              | -              |
| Sewer 98-44A (Subsidy)                                  | 07/14/06   | 08/01/23      | (subsidy)       | (38,360)         | (34,430)         | -              | -              | -              | -              | -              | -              | -              | -              |
| Sewer 98-49A  | 12/14/06   | 08/01/23      | 556,458         | 41,976           | 40,000           | -              | -              | -              | -              | -              | -              | -              | -              |
| Sewer 98-49A (Subsidy)                                  | 12/14/06   | 08/01/23      | (subsidy)       | (13,463)         | (12,096)         | -              | -              | -              | -              | -              | -              | -              | -              |
| MWPAT CW-04-35  | 12/15/09   | 07/15/27      | 4,938,114       | 326,668          | 326,668          | 326,668        | 326,668        | 326,668        | 326,668        | -              | -              | -              | -              |
| Sewer 05-28 Restructured                                | 03/15/11   | 07/15/28      | 629,403         | 41,636           | 41,637           | 41,637         | 41,637         | 41,636         | 41,637         | 41,636         | -              | -              | -              |
| Sewer CW-04-35A Pool 13                                 | 06/06/12   | 07/15/27      | 1,469,137       | 107,259          | 107,247          | 107,234        | 107,221        | 107,207        | 107,193        | -              | -              | -              | -              |
| Rehab Clarifiers (#2015-091)                            | 06/21/16   | 06/30/28      | 251,000         | 26,080           | 33,200           | 27,000         | 26,500         | 26,000         | 25,500         | -              | -              | -              | -              |
| Pump Station/Sewer Main Const (#2009-132)               | 02/25/16   | 06/30/36      | 1,000,000       | 71,813           | 69,813           | 67,813         | 65,813         | 63,813         | 62,813         | 61,563         | 60,500         | 59,000         | 57,500         |
| Wastewater Treatment Plant Clarifiers Rehab (O) (#2016- | 02/23/17   | 06/30/37      | 1,146,000       | 90,019           | 87,619           | 85,219         | 82,819         | 75,419         | 73,219         | 71,019         | 68,819         | 67,169         | 65,519         |
| Wastewater Treatment Plant Backup Generator (O)         | 02/23/17   | 06/30/37      | 862,000         | 67,650           | 65,850           | 64,050         | 62,250         | 60,450         | 58,650         | 56,850         | 50,050         | 48,850         | 47,650         |
| Sewer System Evaluation Surveys (#2019-131)             | 02/25/20   | 06/30/25      | 343,500         | 80,250           | 76,750           | 68,250         | -              | -              | -              | -              | -              | -              | -              |
| Rendezvous Lane Pump Station Replacement (#2019-132)    | 03/15/21   | 06/30/41      | 1,160,000       | 98,200           | 95,200           | 92,200         | 89,200         | 86,200         | 83,200         | 80,200         | 77,200         | 74,200         | 71,800         |
| Pump Station Rehabilitation (#2020-175)                 | 03/15/21   | 06/30/29      | 40,300          | 6,750            | 6,500            | 6,250          | 6,000          | 5,750          | 5,500          | 5,250          | -              | -              | -              |
| <b>Total Water Pollution Control Enterprise Fund</b>    |            |               |                 | <b>1,048,880</b> | <b>1,018,957</b> | <b>886,319</b> | <b>808,107</b> | <b>793,143</b> | <b>784,379</b> | <b>316,518</b> | <b>256,569</b> | <b>249,219</b> | <b>242,469</b> |
| SOLID WASTE INTEREST & PRINCIPAL                        | Issue Date | Maturity Date | Original Amount | Pymts FY 2023    | Pymts FY 2024    | Pymts FY 2025  | Pymts FY 2026  | Pymts FY 2027  | Pymts FY 2028  | Pymts FY 2029  | Pymts FY 2030  | Pymts FY 2031  | Pymts FY 2032  |
| Advance Refund 6/15/2003 Transfer Station               | 04/18/12   | 09/15/22      | 241,500         | 20,910           | -                | -              | -              | -              | -              | -              | -              | -              | -              |
| Solid Waste Facility (I) \$630,000 Refunded             | 02/17/15   | 02/15/27      | 284,900         | 33,040           | 31,920           | 30,800         | 29,680         | 28,840         | -              | -              | -              | -              | -              |
| <b>Total Solid Waste Fund</b>                           |            |               |                 | <b>53,950</b>    | <b>31,920</b>    | <b>30,800</b>  | <b>29,680</b>  | <b>28,840</b>  | <b>-</b>       | <b>-</b>       | <b>-</b>       | <b>-</b>       | <b>-</b>       |

| WATER SUPPLY INTEREST & PRINCIPAL                      | Issue Date | Maturity Date | Original Amount | Pymts FY 2023    | Pymts FY 2024    | Pymts FY 2025    | Pymts FY 2026    | Pymts FY 2027    | Pymts FY 2028    | Pymts FY 2029    | Pymts FY 2030    | Pymts FY 2031    | Pymts FY 2032    |
|--|------------|---------------|-----------------|------------------|------------------|------------------|------------------|------------------|------------------|------------------|------------------|------------------|------------------|
| MWPAT DWS-09-02  | 07/08/10   | 07/15/30      | 2,788,911       | 169,184          | 169,184          | 169,185          | 169,184          | 169,184          | 169,184          | 169,184          | 169,184          | 169,184          | -                |
| DWP-11-10 Series 17A                                   | 05/22/13   | 01/15/33      | 560,761         | 34,285           | 34,332           | 34,382           | 34,431           | 34,482           | 34,534           | 34,587           | 34,641           | 34,698           | 34,754           |
| Water Co. (Level Debt) (O) \$10,000,000 Refunded       | 02/17/15   | 02/15/27      | 5,704,800       | 692,070          | 691,870          | 689,750          | 692,750          | 692,160          | -                | -                | -                | -                | -                |
| Water Main Loop  | 02/17/15   | 02/15/35      | 540,000         | 40,538           | 39,338           | 38,138           | 36,938           | 36,038           | 35,138           | 34,388           | 23,600           | 23,000           | 22,400           |
| DW-09-02 Series 16                                     | 05/14/15   | 07/15/32      | 533,117         | 35,213           | 35,256           | 35,300           | 35,346           | 35,391           | 35,439           | 35,487           | 35,536           | 35,586           | 35,637           |
| DWP-11-09 Series 17A                                   | 05/14/15   | 01/15/33      | 793,438         | 52,831           | 52,904           | 52,980           | 53,057           | 53,135           | 53,215           | 53,298           | 53,381           | 53,466           | 53,553           |
| Pipe Replacement Upgrade FY17 (#2015-085)              | 02/25/16   | 06/30/36      | 900,000         | 64,631           | 62,831           | 61,031           | 59,231           | 57,431           | 56,531           | 55,406           | 54,450           | 53,100           | 51,750           |
| Hyannis Water System Pipe Replacement (O) (#2016-093)  | 02/23/17   | 06/30/37      | 858,400         | 67,450           | 65,650           | 63,850           | 62,050           | 60,250           | 58,450           | 51,650           | 50,050           | 48,850           | 47,650           |
| DWP-14-09 Mass Clean Water Trust (#2014-071, 2013-     | 04/13/17   | 07/15/37      | 1,467,339       | 89,240           | 89,354           | 89,471           | 89,591           | 89,713           | 89,838           | 89,966           | 90,096           | 90,229           | 90,366           |
| Well Reactivation (O) (#2017-080)                      | 02/27/18   | 06/30/38      | 276,000         | 23,313           | 22,863           | 22,113           | 21,363           | 20,613           | 19,863           | 19,113           | 18,513           | 17,913           | 17,463           |
| Water Pipe Replacement (O) (#2017-081)                 | 02/27/18   | 06/30/38      | 468,000         | 39,075           | 38,325           | 37,075           | 35,825           | 34,575           | 33,325           | 32,075           | 31,075           | 30,075           | 24,325           |
| Mary Dunn Water Storage Tank Site Work (O) (#2017-083) | 02/27/18   | 06/30/38      | 600,500         | 48,188           | 47,288           | 45,788           | 44,288           | 42,788           | 41,288           | 39,788           | 38,588           | 37,388           | 36,488           |
| Water Carbon Filter Units (O) (#2017-079)              | 02/27/18   | 06/30/18      | 440,000         | 57,100           | 55,750           | 53,500           | 51,250           | 44,000           | 42,000           | -                | -                | -                | -                |
| Pipe Replacement Upgrade FY19 (#2018-081)              | 02/26/19   | 06/30/39      | 1,050,000       | 90,563           | 87,813           | 85,063           | 82,313           | 79,563           | 76,813           | 74,063           | 66,313           | 63,813           | 62,313           |
| Carbon Treatment System Construction at Maher          | 02/26/19   | 06/30/28      | 318,500         | 45,500           | 43,750           | 42,000           | 40,250           | 38,500           | 36,750           | -                | -                | -                | -                |
| Well Exploration Program (2013-087)                    | 02/26/19   | 06/30/28      | 489,500         | 71,000           | 68,250           | 65,500           | 62,750           | 55,000           | 52,500           | -                | -                | -                | -                |
| MCWT Series 19 DWP-13-01 Reamortization                | 04/11/19   | 07/15/36      | 1,736,865       | 120,740          | 120,898          | 121,059          | 121,225          | 121,394          | 121,566          | 121,742          | 121,922          | 122,106          | 122,294          |
| Water Pipe Replacement (#2019-135)                     | 02/25/20   | 06/30/40      | 950,500         | 80,188           | 77,688           | 75,188           | 72,688           | 70,188           | 67,688           | 65,188           | 62,688           | 55,688           | 54,338           |
| MCWT (#2014-073, 2016-146, 2016-163 & 2017-010)        | 09/25/20   | 06/30/39      | 2,428,471       | 159,306          | 159,479          | 159,656          | 159,837          | 160,021          | 160,209          | 160,403          | 160,599          | 160,800          | 161,006          |
| New Well Exploration Program (#2018-083)               | 03/15/21   | 06/30/41      | 314,500         | 30,000           | 24,000           | 23,250           | 22,500           | 21,750           | 21,000           | 20,250           | 19,500           | 18,750           | 18,150           |
| CTF 50% Water Infrastructure Construction (#2019-212)  | 03/15/21   | 06/30/41      | 1,000,000       | 82,500           | 80,000           | 77,500           | 75,000           | 72,500           | 70,000           | 67,500           | 65,000           | 62,500           | 60,500           |
| Pipe Replacement & Upgrades (#2020-120)                | 03/15/21   | 06/30/41      | 750,000         | 64,950           | 62,950           | 60,950           | 58,950           | 56,950           | 54,950           | 52,950           | 50,950           | 48,950           | 42,350           |
| MCWT DWP-18-10 (#2017-099)                             | 05/11/21   | 01/15/46      | 9,754,852       | 505,248          | 505,776          | 506,318          | 506,872          | 507,439          | 508,019          | 508,614          | 509,223          | 509,846          | 510,484          |
| MCWT DWP-19-28 (#2019-215)                             | 05/11/21   | 01/15/41      | 2,642,303       | 130,437          | 130,632          | 130,828          | 131,025          | 131,221          | 131,418          | 131,616          | 131,813          | 132,011          | 132,209          |
| <b>Total Water Enterprise Fund</b>                     |            |               |                 | <b>2,793,547</b> | <b>2,766,181</b> | <b>2,739,871</b> | <b>2,718,711</b> | <b>2,684,284</b> | <b>1,969,716</b> | <b>1,817,265</b> | <b>1,787,120</b> | <b>1,767,950</b> | <b>1,578,026</b> |
| MARINA INTEREST & PRINCIPAL                            | Issue Date | Maturity Date | Original Amount | Pymts FY 2023    | Pymts FY 2024    | Pymts FY 2025    | Pymts FY 2026    | Pymts FY 2027    | Pymts FY 2028    | Pymts FY 2029    | Pymts FY 2030    | Pymts FY 2031    | Pymts FY 2032    |
| Advance Refund 6/14/2004 Prince Cove Marina            | 04/18/12   | 09/15/22      | 864,000         | 91,800           | -                | -                | -                | -                | -                | -                | -                | -                | -                |
| Gateway Marina Dredging (#2015-108)                    | 02/25/16   | 06/30/26      | 280,000         | 29,000           | 28,000           | 27,000           | 26,000           | -                | -                | -                | -                | -                | -                |
| Prince Cover Marina Bulkhead (#2015-109)               | 02/25/16   | 06/30/36      | 570,000         | 42,188           | 40,988           | 39,788           | 38,588           | 37,388           | 36,788           | 36,038           | 35,400           | 29,500           | 28,750           |
| Gateway Marina Maintenance Dredging (I) (#2016-109)    | 02/23/17   | 06/30/37      | 476,500         | 37,475           | 36,475           | 35,475           | 34,475           | 33,475           | 32,475           | 31,475           | 30,475           | 29,725           | 28,975           |
| CTF Marina Bulkhead Repair I Refi 6/15/11              | 03/15/21   | 06/30/30      | 271,950         | 45,400           | 38,725           | 37,800           | 36,350           | 35,400           | 33,925           | 32,450           | 30,975           | -                | -                |
| Marina Bulkhead Repair II                              | 03/15/21   | 06/30/30      | 243,800         | 34,975           | 33,775           | 32,575           | 31,875           | 35,650           | 34,175           | 32,700           | 36,225           | -                | -                |
| <b>Total Marina Enterprise Fund</b>                    |            |               |                 | <b>280,838</b>   | <b>177,963</b>   | <b>172,638</b>   | <b>167,288</b>   | <b>141,913</b>   | <b>137,363</b>   | <b>132,663</b>   | <b>133,075</b>   | <b>59,225</b>    | <b>57,725</b>    |
| SANDY NECK INTEREST & PRINCIPAL                        | Issue Date | Maturity Date | Original Amount | Pymts FY 2023    | Pymts FY 2024    | Pymts FY 2025    | Pymts FY 2026    | Pymts FY 2027    | Pymts FY 2028    | Pymts FY 2029    | Pymts FY 2030    | Pymts FY 2031    | Pymts FY 2032    |
| Sandy Neck Beach House I Refi 6/15/11                  | 03/15/21   | 06/30/31      | 470,600         | 63,315           | 58,690           | 56,190           | 55,715           | 64,665           | 62,065           | 58,965           | 59,890           | 55,640           | -                |
| Sandy Neck Beach House II Refi 6/15/11                 | 03/15/21   | 06/30/26      | 26,250          | 5,100            | 4,900            | 5,200            | 9,975            | -                | -                | -                | -                | -                | -                |
| Sandy Neck Beach House III Refi 6/15/11                | 03/15/21   | 06/30/31      | 98,350          | 11,870           | 11,495           | 11,120           | 10,745           | 10,870           | 15,470           | 14,820           | 14,170           | 13,520           | -                |
| <b>Total Sandy Neck Enterprise Fund</b>                |            |               |                 | <b>80,285</b>    | <b>75,085</b>    | <b>72,510</b>    | <b>76,435</b>    | <b>75,535</b>    | <b>77,535</b>    | <b>73,785</b>    | <b>74,060</b>    | <b>69,160</b>    | <b>-</b>         |

| HYCC INTEREST & PRINCIPAL                               | Issue Date | Maturity Date | Original Amount | Pymts FY 2023    | Pymts FY 2024    | Pymts FY 2025    | Pymts FY 2026  | Pymts FY 2027  | Pymts FY 2028  | Pymts FY 2029  | Pymts FY 2030  | Pymts FY 2031  | Pymts FY 2032  |
|---|------------|---------------|-----------------|------------------|------------------|------------------|----------------|----------------|----------------|----------------|----------------|----------------|----------------|
| CTF HYCC 1 (I) \$1,000,000 Refunded                     | 02/17/15   | 02/15/27      | 474,900         | 56,470           | 53,550           | 51,670           | 49,790         | 47,380         | -              | -              | -              | -              | -              |
| CTF HYCC 2 (I) \$8,000,000 Refunded                     | 02/17/15   | 02/15/27      | 3,794,400       | 447,650          | 430,450          | 413,330          | 396,290        | 380,070        | -              | -              | -              | -              | -              |
| CTF HYCC 3 (I) \$1,600,000 Refunded                     | 02/17/15   | 02/15/27      | 759,000         | 89,550           | 86,510           | 82,470           | 79,470         | 76,220         | -              | -              | -              | -              | -              |
| CTF HYCC 4 (I) \$6,765,000 Refunded                     | 06/21/16   | 06/30/28      | 3,320,000       | 384,480          | 374,200          | 360,800          | 344,100        | 332,600        | 316,200        | -              | -              | -              | -              |
| CTF HYCC Roof, HVAC, and Parking & Security (#2019-115) | 02/25/20   | 06/30/40      | 679,000         | 56,425           | 54,675           | 52,925           | 51,175         | 49,425         | 47,675         | 45,925         | 44,175         | 42,775         | 41,725         |
| CTF HYCC Facility Improvements (#2020-103)              | 03/15/21   | 06/30/41      | 674,700         | 62,450           | 60,450           | 58,450           | 51,450         | 49,700         | 47,950         | 46,200         | 44,450         | 42,700         | 36,300         |
| <b>Total HYCC Enterprise Fund</b>                       |            |               |                 | <b>1,097,025</b> | <b>1,059,835</b> | <b>1,019,645</b> | <b>972,275</b> | <b>935,395</b> | <b>411,825</b> | <b>92,125</b>  | <b>88,625</b>  | <b>85,475</b>  | <b>78,025</b>  |
| ROAD BETTERMEND REVOLVING FUND INTEREST & PRINCIPAL     | Issue Date | Maturity Date | Original Amount | Pymts FY 2023    | Pymts FY 2024    | Pymts FY 2025    | Pymts FY 2026  | Pymts FY 2027  | Pymts FY 2028  | Pymts FY 2029  | Pymts FY 2030  | Pymts FY 2031  | Pymts FY 2032  |
| Gleneagle Drive Private Road Repairs (#2019-197)        | 02/25/20   | 06/30/30      | 675,000         | 96,100           | 92,600           | 89,100           | 80,600         | 77,350         | 74,100         | 70,850         | 67,600         | -              | -              |
| Crosby Circle Private Road Repairs (#2017-148)          | 02/25/21   | 06/30/30      | 44,000          | 5,800            | 5,700            | 5,600            | 5,500          | 5,400          | 5,300          | 5,200          | 5,100          | -              | -              |
| Pine Ridge & Waquoit Private Road (#2017-149)           | 02/25/21   | 06/30/33      | 113,200         | 11,920           | 11,720           | 11,520           | 11,320         | 11,120         | 10,920         | 10,720         | 10,520         | 10,320         | 10,200         |
| Woodland Avenue Private Road Repair (#2017-150)         | 02/25/21   | 06/30/33      | 71,900          | 11,095           | 5,895            | 5,795            | 5,695          | 5,595          | 5,495          | 5,395          | 5,295          | 5,195          | 5,135          |
| Bunker Hill Private Road Repair (#2017-168)             | 02/25/21   | 06/30/33      | 296,450         | 29,905           | 29,405           | 28,905           | 28,405         | 27,905         | 27,405         | 26,905         | 26,405         | 25,905         | 25,605         |
| Beach Plum & Smoke Valley Private Road (#2017-169)      | 02/25/21   | 06/30/33      | 447,600         | 47,465           | 46,665           | 45,865           | 45,065         | 44,265         | 38,465         | 37,765         | 37,065         | 36,365         | 35,945         |
| Ice Valley & Fox Island Private Road (#2017-170)        | 02/25/21   | 06/30/33      | 512,300         | 53,560           | 52,660           | 51,760           | 50,860         | 49,960         | 49,060         | 48,160         | 47,260         | 46,360         | 45,460         |
| Locust Lane Private Road (#2018-140)                    | 02/25/21   | 06/30/29      | 38,750          | 5,700            | 5,600            | 5,500            | 5,400          | 5,300          | 5,200          | 5,100          | -              | -              | -              |
| Multiple Temporary Private Road (#2018-151)             | 02/25/21   | 06/30/34      | 335,300         | 35,575           | 34,975           | 29,375           | 28,875         | 28,375         | 27,875         | 27,375         | 26,875         | 26,375         | 26,075         |
| Laura Road Private Road #2018-167)                      | 02/25/21   | 06/30/26      | 28,500          | 5,400            | 5,300            | 5,200            | 5,100          | -              | -              | -              | -              | -              | -              |
| Wheeler Road Private Road (#2020-045)                   | 02/25/21   | 06/30/36      | 510,650         | 43,485           | 42,785           | 42,085           | 41,385         | 40,685         | 39,985         | 39,285         | 38,585         | 37,885         | 37,465         |
| Goodview Way Private Road (#2020-080)                   | 02/25/21   | 06/30/36      | 218,850         | 18,625           | 18,325           | 18,025           | 17,725         | 17,425         | 17,125         | 16,825         | 16,525         | 16,225         | 16,045         |
| Nyes Neck Private Road (#2020-189)                      | 02/25/21   | 06/30/36      | 127,500         | 12,095           | 11,895           | 11,695           | 11,495         | 11,295         | 11,095         | 10,895         | 10,695         | 10,495         | 5,375          |
| <b>Total Road Betterment Revolving Fund</b>             |            |               |                 | <b>376,725</b>   | <b>363,525</b>   | <b>350,425</b>   | <b>337,425</b> | <b>324,675</b> | <b>312,025</b> | <b>299,475</b> | <b>287,025</b> | <b>210,325</b> | <b>202,925</b> |
| COMMUNITY PRESERVATION FUND INTEREST & PRINCIPAL        | Issue Date | Maturity Date | Original Amount | Pymts FY 2023    | Pymts FY 2024    | Pymts FY 2025    | Pymts FY 2026  | Pymts FY 2027  | Pymts FY 2028  | Pymts FY 2029  | Pymts FY 2030  | Pymts FY 2031  | Pymts FY 2032  |
| Advance Refund 6/15/2003 Landbank Acquisitions          | 04/18/12   | 09/15/22      | 964,600         | 96,492           | -                | -                | -              | -              | -              | -              | -              | -              | -              |
| Advance Refund 6/15/2004 Landbank Acquisitions 3        | 04/18/12   | 09/15/22      | 5,385,600       | 567,732          | -                | -                | -              | -              | -              | -              | -              | -              | -              |
| Advance Refund 6/15/2004 Landbank Acquisitions 2        | 04/18/12   | 09/15/22      | 227,300         | 25,500           | -                | -                | -              | -              | -              | -              | -              | -              | -              |
| Land Acquisition - 2004-105 Bone Hill \$200k Refunded   | 02/17/15   | 02/15/25      | 90,850          | 10,080           | 9,720            | 9,360            | -              | -              | -              | -              | -              | -              | -              |
| Land Acquisition - 06-15-05 - 2004-106 \$180k Refunded  | 02/17/15   | 02/15/25      | 73,600          | 4,480            | 4,320            | 4,160            | -              | -              | -              | -              | -              | -              | -              |
| Land Acquisition - Hyannis Golf \$5,500,000 Refunded    | 02/17/15   | 02/15/25      | 2,496,300       | 277,620          | 266,700          | 255,320          | -              | -              | -              | -              | -              | -              | -              |
| Land Acquisition - Archibald \$500,000 Refunded         | 02/17/15   | 02/15/26      | 212,100         | 26,450           | 25,530           | 24,610           | 23,690         | -              | -              | -              | -              | -              | -              |
| Town Hall Renovations Refi 6/15/10                      | 03/15/21   | 06/30/30      | 487,550         | 74,675           | 72,525           | 70,350           | 67,650         | 65,450         | 62,725         | 60,500         | 57,750         | -              | -              |
| <b>Total Community Preservation Fund</b>                |            |               |                 | <b>1,083,029</b> | <b>378,795</b>   | <b>363,800</b>   | <b>91,340</b>  | <b>65,450</b>  | <b>62,725</b>  | <b>60,500</b>  | <b>57,750</b>  | <b>-</b>       | <b>-</b>       |
| TITTLE V FUND INTEREST & PRINCIPAL                      | Issue Date | Maturity Date | Original Amount | Pymts FY 2023    | Pymts FY 2024    | Pymts FY 2025    | Pymts FY 2026  | Pymts FY 2027  | Pymts FY 2028  | Pymts FY 2029  | Pymts FY 2030  | Pymts FY 2031  | Pymts FY 2032  |
| Title V - Phase I - 97-1131 Series 6                    | 07/01/04   | 08/01/22      | 190,580         | 10,459           | -                | -                | -              | -              | -              | -              | -              | -              | -              |
| Title V - Phase I - 97-1131 Series 6 (Subsidy)          | 07/01/04   | 08/01/22      | (subsidy)       | (255)            | -                | -                | -              | -              | -              | -              | -              | -              | -              |
| Title V - Phase III - Pool 11 T5-97-1131-2              | 10/31/05   | 07/15/25      | 200,000         | 10,000           | 10,000           | 10,000           | 10,000         | -              | -              | -              | -              | -              | -              |
| Title V - Phase IV - Pool 11 T5-97-1131-3               | 10/31/05   | 07/15/25      | 200,000         | 10,000           | 10,000           | 10,000           | 10,000         | -              | -              | -              | -              | -              | -              |
| Title V - Phase V - Pool 12 97-1131-4D                  | 12/14/06   | 07/15/26      | 200,000         | 10,000           | 10,000           | 10,000           | 10,000         | 10,000         | -              | -              | -              | -              | -              |
| <b>Total Title V</b>                                    |            |               |                 | <b>40,204</b>    | <b>30,000</b>    | <b>30,000</b>    | <b>30,000</b>  | <b>10,000</b>  | <b>-</b>       | <b>-</b>       | <b>-</b>       | <b>-</b>       | <b>-</b>       |



| SEWER CONSTRUCTION & PRIVATE WAY MAINT. IMP. FUND INTEREST & PRINCIPAL             | Issue Date | Maturity Date | Original Amount | Pymts FY 2023     | Pymts FY 2024     | Pymts FY 2025     | Pymts FY 2026    | Pymts FY 2027    | Pymts FY 2028    | Pymts FY 2029    | Pymts FY 2030    | Pymts FY 2031    | Pymts FY 2032    |
|--|------------|---------------|-----------------|-------------------|-------------------|-------------------|------------------|------------------|------------------|------------------|------------------|------------------|------------------|
| MWPAT CWS-09-07  | 07/08/10   | 07/15/30      | 3,285,646       | 199,318           | 199,318           | 199,318           | 199,318          | 199,318          | 199,318          | 199,318          | 199,318          | 199,318          | -                |
| Sewer CWS-09-07-A Series 16  | 05/14/15   | 07/15/32      | 4,592,367       | 303,329           | 303,701           | 304,082           | 304,471          | 304,868          | 305,273          | 305,688          | 306,111          | 306,544          | 306,986          |
| 310 Main Street, Barnstable (Centerville) Acquisition                              | 02/25/20   | 06/30/40      | 549,000         | 47,438            | 45,938            | 44,438            | 42,938           | 41,438           | 39,938           | 38,438           | 31,938           | 30,938           | 30,188           |
| 1456 Falmouth Road, Route 28, Barnstable (Centerville)                             | 02/25/20   | 06/30/40      | 283,900         | 23,975            | 23,225            | 22,475            | 21,725           | 20,975           | 20,225           | 19,475           | 18,725           | 18,125           | 17,675           |
| RT 28 East Sewer Expansion Pump Station, Roadway &                                 | 03/15/21   | 06/30/41      | 800,000         | 66,000            | 64,000            | 62,000            | 60,000           | 58,000           | 56,000           | 54,000           | 52,000           | 50,000           | 48,400           |
| <b>Total Sewer Construction &amp; Private Way Maintenance and Improvement Fund</b> |            |               |                 | <b>640,059</b>    | <b>636,182</b>    | <b>632,313</b>    | <b>628,451</b>   | <b>624,598</b>   | <b>620,753</b>   | <b>616,918</b>   | <b>608,092</b>   | <b>604,925</b>   | <b>403,249</b>   |
| <b>TOTAL ENTERPRISE FUND AND OTHER FUND BOND OBLIGATIONS</b>                       |            |               |                 | <b>8,091,479</b>  | <b>7,075,489</b>  | <b>6,826,518</b>  | <b>6,090,699</b> | <b>5,872,770</b> | <b>4,559,608</b> | <b>3,596,886</b> | <b>3,473,903</b> | <b>3,223,016</b> | <b>2,729,807</b> |
| <b>GRAND TOTAL TOWN OF BARNSTABLE BOND OBLIGATIONS</b>                             |            |               |                 | <b>13,925,278</b> | <b>12,321,574</b> | <b>11,153,728</b> | <b>10,210,29</b> | <b>9,399,440</b> | <b>7,764,023</b> | <b>6,580,701</b> | <b>6,338,762</b> | <b>5,869,474</b> | <b>5,157,925</b> |
| AIRPORT INTEREST & PRINCIPAL   | Issue Date | Maturity Date | Original Amount | Payments FY 2033  | Payments FY 2034  | Payments FY 2035  | Payments FY 2036 | Payments FY 2037 | Payments FY 2038 | Payments FY 2039 | Payments FY 2040 | Payments FY 2041 | Balance          |
| Terminal Ramp Construction - Phase 2 (O) (#2013-0101)                              | 02/23/17   | 06/30/37      | 428,000         | 29,363            | 28,613            | 27,800            | 31,988           | 31,013           | -                | -                | -                | -                | 484,463          |
| New Fuel Farm (I) (#2013-102)  | 02/23/17   | 06/30/36      | 634,500         | 45,425            | 44,225            | 47,925            | 46,463           | -                | -                | -                | -                | -                | 690,563          |
| East Ramp Design & Construction (O) (#2014-053)                                    | 02/23/17   | 06/30/37      | 641,200         | 46,619            | 45,419            | 44,119            | 42,819           | 46,519           | -                | -                | -                | -                | 714,000          |
| Runway Reconstruction & Generator Replacement                                      | 02/26/19   | 06/30/39      | 355,500         | 18,244            | 17,794            | 17,344            | 16,894           | 16,444           | 15,975           | 15,488           | -                | -                | 418,313          |
| <b>Total Airport Fund Bonds</b>  |            |               |                 | <b>139,650</b>    | <b>136,050</b>    | <b>137,188</b>    | <b>138,163</b>   | <b>93,975</b>    | <b>15,975</b>    | <b>15,488</b>    | <b>-</b>         | <b>-</b>         | <b>2,370,088</b> |
| GOLF COURSE INTEREST & PRINCIPAL   | Issue Date | Maturity Date | Original Amount | Payments FY 2033  | Payments FY 2034  | Payments FY 2035  | Payments FY 2036 | Payments FY 2037 | Payments FY 2038 | Payments FY 2039 | Payments FY 2040 | Payments FY 2041 | Balance          |
| Olde Barnstable Fairgrounds Golf Course (I) (#2016-107)                            | 02/23/17   | 06/30/37      | 245,000         | 11,613            | 11,313            | 10,988            | 10,663           | 10,338           | -                | -                | -                | -                | 234,050          |
| Hyannis Golf Course Improvements (I) (#2016-108)                                   | 02/23/17   | 06/30/37      | 292,700         | 16,925            | 16,475            | 10,988            | 10,663           | 10,338           | -                | -                | -                | -                | 286,663          |
| <b>Total Golf Course</b>   |            |               |                 | <b>28,538</b>     | <b>27,788</b>     | <b>21,975</b>     | <b>21,325</b>    | <b>20,675</b>    | <b>-</b>         | <b>-</b>         | <b>-</b>         | <b>-</b>         | <b>2,002,713</b> |
| WATER POLLUTION CONTROL INTEREST & PRINCIPAL                                       | Issue Date | Maturity Date | Original Amount | Payments FY 2033  | Payments FY 2034  | Payments FY 2035  | Payments FY 2036 | Payments FY 2037 | Payments FY 2038 | Payments FY 2039 | Payments FY 2040 | Payments FY 2041 | Balance          |
| Pump Station/Sewer Main Const (#2009-132)  | 02/25/16   | 06/30/36      | 1,000,000       | 56,000            | 54,500            | 53,000            | 51,500           | -                | -                | -                | -                | -                | 929,250          |
| Wastewater Treatment Plant Clarifiers Rehab (O) (#2016-                            | 02/23/17   | 06/30/37      | 1,146,000       | 63,869            | 62,219            | 60,431            | 58,644           | 56,856           | -                | -                | -                | -                | 1,161,275        |
| Wastewater Treatment Plant Backup Generator (O)                                    | 02/23/17   | 06/30/37      | 862,000         | 46,450            | 45,250            | 43,950            | 42,650           | 41,350           | -                | -                | -                | -                | 871,400          |
| Rendezvous Lane Pump Station Replacement (#2019-132)                               | 03/15/21   | 06/30/41      | 1,160,000       | 70,000            | 63,800            | 62,700            | 61,600           | 60,500           | 59,400           | 58,300           | 57,200           | 56,100           | 1,496,683        |
| <b>Total Water Pollution Control Enterprise Fund</b>                               |            |               |                 | <b>236,319</b>    | <b>225,769</b>    | <b>220,081</b>    | <b>214,394</b>   | <b>158,706</b>   | <b>59,400</b>    | <b>58,300</b>    | <b>57,200</b>    | <b>56,100</b>    | <b>8,755,236</b> |
| WATER SUPPLY INTEREST & PRINCIPAL  | Issue Date | Maturity Date | Original Amount | Payments FY 2033  | Payments FY 2034  | Payments FY 2035  | Payments FY 2036 | Payments FY 2037 | Payments FY 2038 | Payments FY 2039 | Payments FY 2040 | Payments FY 2041 | Balance          |
| DWP-11-10 Series 17A   | 05/22/13   | 01/15/33      | 560,761         | 34,812            | -                 | -                 | -                | -                | -                | -                | -                | -                | 414,174          |
| Water Main Loop  | 02/17/15   | 02/15/35      | 540,000         | 21,800            | 21,200            | 20,600            | -                | -                | -                | -                | -                | -                | 434,850          |
| DW-09-02 Series 16   | 05/14/15   | 07/15/32      | 533,117         | 35,689            | -                 | -                 | -                | -                | -                | -                | -                | -                | 425,049          |
| DWP-11-09 Series 17A   | 05/14/15   | 01/15/33      | 793,438         | 53,643            | -                 | -                 | -                | -                | -                | -                | -                | -                | 638,223          |
| Pipe Replacement Upgrade FY17 (#2015-085)  | 02/25/16   | 06/30/36      | 900,000         | 50,400            | 49,050            | 47,700            | 46,350           | -                | -                | -                | -                | -                | 836,325          |
| Hyannis Water System Pipe Replacement (O) (#2016-093)                              | 02/23/17   | 06/30/37      | 858,400         | 46,450            | 45,250            | 43,950            | 42,650           | 41,350           | -                | -                | -                | -                | 864,800          |
| DWP-14-09 Mass Clean Water Trust (#2014-071, 2013-                                 | 04/13/17   | 07/15/37      | 1,467,339       | 90,505            | 90,647            | 90,791            | 90,939           | 91,091           | -                | -                | -                | -                | 1,440,963        |
| Well Reactivation (O) (#2017-080)  | 02/27/18   | 06/30/38      | 276,000         | 17,013            | 11,563            | 11,263            | 10,963           | 10,650           | 10,325           | -                | -                | -                | 298,963          |
| Water Pipe Replacement (O) (#2017-081)   | 02/27/18   | 06/30/38      | 468,000         | 23,725            | 23,125            | 22,525            | 21,925           | 21,300           | 20,650           | -                | -                | -                | 509,325          |

|  |          |          |           |                  |                  |                  |                  |                  |                  |                  |                |                |                   |
|--|----------|----------|-----------|------------------|------------------|------------------|------------------|------------------|------------------|------------------|----------------|----------------|-------------------|
| Mary Dunn Water Storage Tank Site Work (O) (#2017-083) | 02/27/18 | 06/30/38 | 600,500   | 35,588           | 34,688           | 33,788           | 32,888           | 31,950           | 30,975           | -                | -              | -              | 671,438           |
| Pipe Replacement Upgrade FY19 (#2018-081)              | 02/26/19 | 06/30/39 | 1,050,000 | 60,813           | 59,313           | 57,813           | 56,313           | 54,813           | 53,250           | 51,625           | -              | -              | 1,255,875         |
| MCWT Series 19 DWP-13-01 Reamortization                | 04/11/19 | 07/15/36 | 1,736,865 | 122,486          | 122,682          | 122,882          | 123,087          | -                | -                | -                | -              | -              | 1,826,667         |
| Water Pipe Replacement (#2019-135)                     | 02/25/20 | 06/30/40 | 950,500   | 52,988           | 51,638           | 50,738           | 49,838           | 48,938           | 47,981           | 47,025           | 46,013         | -              | 1,159,369         |
| MCWT (#2014-073, 2016-146, 2016-163 & 2017-010)        | 09/25/20 | 06/30/39 | 2,428,471 | 161,216          | 161,430          | 161,649          | 161,873          | 162,103          | 162,336          | 162,575          | -              | -              | 2,893,634         |
| New Well Exploration Program (#2018-083)               | 03/15/21 | 06/30/41 | 314,500   | 17,700           | 17,400           | 17,100           | 16,800           | 16,500           | 16,200           | 15,900           | 15,600         | 15,300         | 402,907           |
| CTF 50% Water Infrastructure Construction (#2019-212)  | 03/15/21 | 06/30/41 | 1,000,000 | 59,000           | 58,000           | 57,000           | 56,000           | 55,000           | 54,000           | 53,000           | 52,000         | 51,000         | 1,291,542         |
| Pipe Replacement & Upgrades (#2020-120)                | 03/15/21 | 06/30/41 | 750,000   | 41,300           | 40,600           | 39,900           | 39,200           | 38,500           | 37,800           | 37,100           | 36,400         | 35,700         | 967,227           |
| MCWT DWP-18-10 (#2017-099)                             | 05/11/21 | 01/15/46 | 9,754,852 | 511,137          | 511,805          | 512,490          | 513,191          | 513,908          | 514,641          | 515,394          | 516,164        | 516,952        | -                 |
| MCWT DWP-19-28 (#2019-215)                             | 05/11/21 | 01/15/41 | 2,642,303 | 132,408          | 132,607          | 132,806          | 133,005          | 133,205          | 133,405          | 133,605          | 133,805        | 134,006        | 2,642,303         |
| <b>Total Water Enterprise Fund</b>                     |          |          |           | <b>1,568,670</b> | <b>1,430,996</b> | <b>1,422,993</b> | <b>1,395,020</b> | <b>1,219,307</b> | <b>1,081,563</b> | <b>1,016,224</b> | <b>799,981</b> | <b>752,958</b> | <b>38,657,478</b> |

| WATER SUPPLY INTEREST & PRINCIPAL  | Issue Date | Maturity Date | Original Amount | Pymts FY 2042  | Pymts FY 2043  | Pymts FY 2044  | Pymts FY 2045  | Pymts FY 2046  |          |          |          |          | Balance           |
|------------------------------------|------------|---------------|-----------------|----------------|----------------|----------------|----------------|----------------|----------|----------|----------|----------|-------------------|
| MCWT DWP-19-28 (#2019-215)         | 05/11/21   | 01/15/41      | 2,642,303       | 517,759        | 518,584        | 519,430        | 520,296        | 521,182        | -        | -        | -        | -        | 12,736,351        |
| <b>Total Water Enterprise Fund</b> |            |               |                 | <b>517,759</b> | <b>518,584</b> | <b>519,430</b> | <b>520,296</b> | <b>521,182</b> | <b>-</b> | <b>-</b> | <b>-</b> | <b>-</b> | <b>12,736,351</b> |

| MARINA INTEREST & PRINCIPAL                         | Issue Date | Maturity Date | Original Amount | Payments FY 2033 | Payments FY 2034 | Payments FY 2035 | Payments FY 2036 | Payments FY 2037 | Payments FY 2038 | Payments FY 2039 | Payments FY 2040 | Payments FY 2041 | Balance          |
|---|------------|---------------|-----------------|------------------|------------------|------------------|------------------|------------------|------------------|------------------|------------------|------------------|------------------|
| Prince Cover Marina Bulkhead (#2015-109)            | 02/25/16   | 06/30/36      | 570,000         | 28,000           | 27,250           | 26,500           | 25,750           | -                | -                | -                | -                | -                | 516,300          |
| Gateway Marina Maintenance Dredging (I) (#2016-109) | 02/23/17   | 06/30/37      | 476,500         | 23,225           | 22,625           | 21,975           | 21,325           | 20,675           | -                | -                | -                | -                | 478,800          |
| <b>Total Marina Enterprise Fund</b>                 |            |               |                 | <b>51,225</b>    | <b>49,875</b>    | <b>48,475</b>    | <b>47,075</b>    | <b>20,675</b>    | <b>-</b>         | <b>-</b>         | <b>-</b>         | <b>-</b>         | <b>1,973,438</b> |

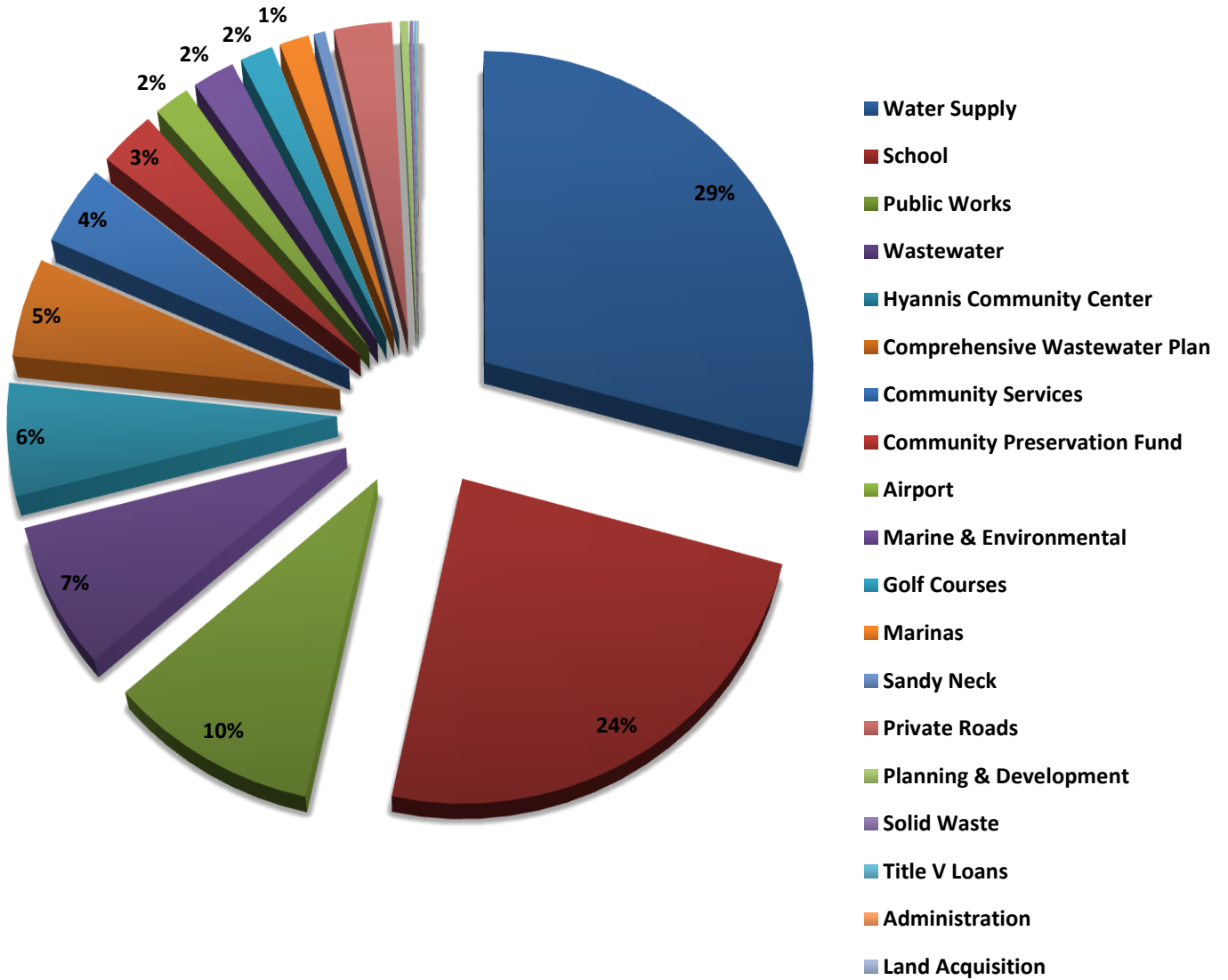
| HYCC INTEREST & PRINCIPAL                               | Issue Date | Maturity Date | Original Amount | Payments FY 2033 | Payments FY 2034 | Payments FY 2035 | Payments FY 2036 | Payments FY 2037 | Payments FY 2038 | Payments FY 2039 | Payments FY 2040 | Payments FY 2041 | Balance          |
|---|------------|---------------|-----------------|------------------|------------------|------------------|------------------|------------------|------------------|------------------|------------------|------------------|------------------|
| CTF HYCC Roof, HVAC, and Parking & Security (#2019-115) | 02/25/20   | 06/30/40      | 679,000         | 40,675           | 39,625           | 38,925           | 33,225           | 32,625           | 31,988           | 31,350           | 30,675           | -                | 824,163          |
| CTF HYCC Facility Improvements (#2020-103)              | 03/15/21   | 06/30/41      | 674,700         | 35,400           | 34,800           | 34,200           | 33,600           | 33,000           | 32,400           | 31,800           | 31,200           | 30,600           | 865,456          |
| <b>Total HYCC Enterprise Fund</b>                       |            |               |                 | <b>76,075</b>    | <b>74,425</b>    | <b>73,125</b>    | <b>66,825</b>    | <b>65,625</b>    | <b>64,388</b>    | <b>63,150</b>    | <b>61,875</b>    | <b>30,600</b>    | <b>7,561,739</b> |

| ROAD BETTERMEND REVOLVING FUND INTEREST & PRINCIPAL | Issue Date | Maturity Date | Original Amount | Payments FY 2033 | Payments FY 2034 | Payments FY 2035 | Payments FY 2036 | Payments FY 2037 | Payments FY 2038 | Payments FY 2039 | Payments FY 2040 | Payments FY 2041 | Balance          |
|---|------------|---------------|-----------------|------------------|------------------|------------------|------------------|------------------|------------------|------------------|------------------|------------------|------------------|
| Pine Ridge & Waquoit Private Road (#2017-149)       | 02/25/21   | 06/30/33      | 113,200         | 5,070            | -                | -                | -                | -                | -                | -                | -                | -                | 125,576          |
| Woodland Avenue Private Road Repair (#2017-150)     | 02/25/21   | 06/30/33      | 71,900          | 5,070            | -                | -                | -                | -                | -                | -                | -                | -                | 78,856           |
| Bunker Hill Private Road Repair (#2017-168)         | 02/25/21   | 06/30/33      | 296,450         | 20,280           | -                | -                | -                | -                | -                | -                | -                | -                | 328,763          |
| Beach Plum & Smoke Valley Private Road (#2017-169)  | 02/25/21   | 06/30/33      | 447,600         | 35,490           | -                | -                | -                | -                | -                | -                | -                | -                | 496,009          |
| Ice Valley & Fox Island Private Road (#2017-170)    | 02/25/21   | 06/30/33      | 512,300         | 40,560           | -                | -                | -                | -                | -                | -                | -                | -                | 568,025          |
| Multiple Temporary Private Road (#2018-151)         | 02/25/21   | 06/30/34      | 335,300         | 25,750           | 25,400           | -                | -                | -                | -                | -                | -                | -                | 374,112          |
| Wheeler Road Private Road (#2020-045)               | 02/25/21   | 06/30/36      | 510,650         | 37,010           | 36,520           | 30,960           | 30,480           | -                | -                | -                | -                | -                | 578,095          |
| Goodview Way Private Road (#2020-080)               | 02/25/21   | 06/30/36      | 218,850         | 15,850           | 15,640           | 15,400           | 10,160           | -                | -                | -                | -                | -                | 247,564          |
| Nyes Neck Private Road (#2020-189)                  | 02/25/21   | 06/30/36      | 127,500         | 5,310            | 5,240            | 5,160            | 5,080            | -                | -                | -                | -                | -                | 142,600          |
| <b>Total Road Betterment Revolving Fund</b>         |            |               |                 | <b>190,390</b>   | <b>82,800</b>    | <b>51,520</b>    | <b>45,720</b>    | <b>-</b>         | <b>-</b>         | <b>-</b>         | <b>-</b>         | <b>-</b>         | <b>3,808,313</b> |

| SEWER CONSTRUCTION & PRIVATE WAY MAINT. IMP.<br>FUND INTEREST & PRINCIPAL | Issue<br>Date | Maturity<br>Date | Original<br>Amount | Payments<br>FY 2033 | Payments<br>FY 2034 | Payments<br>FY 2035 | Payments<br>FY 2036 | Payments<br>FY 2037 | Payments<br>FY 2038 | Payments<br>FY 2039 | Payments<br>FY 2040 | Payments<br>FY 2041 | Balance            |
|---|---------------|------------------|--------------------|---------------------|---------------------|---------------------|---------------------|---------------------|---------------------|---------------------|---------------------|---------------------|--------------------|
| Sewer CWS-09-07-A Series 16   | 05/14/15      | 07/15/32         | 4,592,367          | 307,438             | -                   | -                   | -                   | -                   | -                   | -                   | -                   | -                   | 3,661,455          |
| 310 Main Street, Barnstable (Centerville) Acquisition                     | 02/25/20      | 06/30/40         | 549,000            | 29,438              | 28,688              | 28,188              | 27,688              | 27,188              | 26,656              | 26,125              | -                   | -                   | 662,094            |
| 1456 Falmouth Road, Route 28, Barnstable (Centerville)                    | 02/25/20      | 06/30/40         | 283,900            | 17,225              | 16,775              | 16,475              | 16,175              | 10,875              | 10,663              | 10,450              | -                   | -                   | 340,188            |
| RT 28 East Sewer Expansion Pump Station, Roadway &                        | 03/15/21      | 06/30/41         | 800,000            | 47,200              | 46,400              | 45,600              | 44,800              | 44,000              | 43,200              | 42,400              | -                   | -                   | 1,033,233          |
| Total Sewer Construction & Private Way Maintenance and Improvement Fund   |               |                  |                    | 401,300             | 91,863              | 90,263              | 88,663              | 82,063              | 80,519              | 78,975              | 77,388              | 40,800              | 7,690,149          |
| <b>TOTAL ENTERPRISE FUND AND OTHER FUND BOND OBLIGATIONS</b>              |               |                  |                    | <b>2,692,166</b>    | <b>2,119,565</b>    | <b>2,065,620</b>    | <b>2,017,183</b>    | <b>1,661,026</b>    | <b>1,301,844</b>    | <b>1,232,137</b>    | <b>996,444</b>      | <b>880,458</b>      | <b>77,798,770</b>  |
| <b>GRAND TOTAL TOWN OF BARNSTABLE BOND OBLIGATIONS</b>                    |               |                  |                    | <b>5,002,285</b>    | <b>4,295,384</b>    | <b>3,877,876</b>    | <b>3,520,177</b>    | <b>2,645,857</b>    | <b>2,136,525</b>    | <b>1,765,662</b>    | <b>1,387,619</b>    | <b>1,033,458</b>    | <b>131,973,324</b> |



# Total General Obligation Bonds (GOB's) Outstanding



# FY2023 Budget Action Calendar

| DATE                         | ACTION   |
|------------------------------|--|
| Tuesday, September 28, 2021  | Town Manager issues instructions to Municipal Departs. for FY23 Operating & Capital budgets  |
| Monday, October 4, 2021      | Municipal Departments submit preliminary listing of any proposed FY23 position changes with supporting justification to Human Resources (HR) with copy to Town Manager   |
| Wednesday, October 20, 2021  | School Committee Workshop – Strategic Plan and Priorities  |
| Thursday, October 21, 2021   | Town Council conducts joint meeting with School Committee in accordance with Town Charter to review financial condition and financial policies of the Town   |
| Monday, October 25, 2021     | Town Manager & School Superintendent develop annual policy agreement on allocation of projected FY23 General Fund revenue growth   |
| Monday, November 1, 2021     | Departments (including School) submit Capital Improvements Project (CIP) project data sheets with supporting photos and review of existing capital projects to Town Manager (TM)   |
| Monday, November 8, 2021     | Municipal Departments submit Calendar Year fee change requests to Town Manager   |
| Wed., November 10, 2021      | HR Director submits position changes summary including comments to Town Manager  |
| Tuesday, November 16, 2021   | Town Manager conducts public hearing on any proposed changes to <u>Calendar Year fees</u>  |
| Monday, November 22, 2021    | CIP Task Force provided copy of CIP submissions  |
| Friday, November 26, 2021    | Superintendent issues Operating budget instructions for School Department  |
| Thursday, December 2, 2021   | Municipal Department Managers submit Operating Budget <i>Decision Packages</i>   |
| Thursday, December 2, 2021   | Annual Organization of Town Council (TM must submit budget to Town Council within 170 days per M.G.L. 44 § 32) (Friday, May 21, 2022)  |
| Friday, December 10, 2021    | CIP Task Force conducts workshop on CIP submissions (Date Subject to Change)   |
| Wed, December 22, 2021       | School site/department submit Operating Budget requests  |
| Wednesday, January 5, 2022   | Municipal Department Managers submit Operating Budget <i>Narratives</i> including photos   |
| Wednesday, January 19, 2022  | School Committee Workshop (FY23 Budget Intro/Confirming Strategic Direction of Budget)   |
| Wednesday, January 26, 2022  | Municipal Departments submit Fiscal Year fee change requests to Town   |
| Wednesday, February 2, 2022  | School Committee Meeting – Initial Presentation of FY23 Budget   |
| Wednesday, February 16, 2022 | School Committee Workshop (Round Table Review of Budget)   |
| Wednesday, March 2, 2022     | School Committee Meeting – FY23 Budget Review  |
| Monday, March 7, 2022        | Town Manager submits recommended FY23 Capital Budget to Town Council per Part VI, Section 6-5 (d) of the Charter (TC must adopt plan BEFORE June 1, 2022)  |
| Wednesday, March 16, 2022    | FY23 School Operating Budget Public Hearing  |
| Tuesday, March 22, 2022      | Town Manager conducts public hearing on any proposed changes to <u>Fiscal Year fees</u>  |
| Wednesday, April 6, 2022     | School Committee meeting to adopt FY23 Operating budget  |
| Thursday, April 7, 2022      | School Department submits adopted FY23 School budget to Town Manager   |
| Thursday, April 7, 2022      | Town Council conducts first reading of FY23 Capital Budget Orders. Capital Budget presentation made to the Town Council (TC)   |
| Monday, April 11, 2022       | CFAC submits their review of recommended FY23 Capital Budget to TM & TC  |
| Thursday, April 21, 2022     | Town Council conducts first public hearing on FY23 Capital Budget  |
| Thursday, May 5, 2022        | Town Council conducts second public hearing on FY23 Capital Budget   |
| Tuesday, May 10, 2022        | Town Manager submits recommended FY23 Operating Budget to the Town Council. Town Council must adopt budget within 45 days (by June 24, 2022) otherwise it becomes part of FY23 appropriations per Section 6-3 (b) of the Charter)                                |
| Monday May 16, 2022          | CFAC submits their review of recommended FY23 Operating Budget to TM & TC  |
| Thursday, May 19, 2022       | Last Town Council meeting to adopt FY23 proposed Capital Budget (Must be adopted by June 1, 2022)  |
| Thursday, May 19, 2022       | Town Council conducts first reading of the FY23 Operating Budget Orders. Operating Budget presentation made to Town Council.   |
| Thursday, June 2, 2022       | Town Council conducts first public hearing on FY23 Operating Budget  |
| Thursday, June 16, 2022      | Town Council conducts second public hearing on FY23 Operating Budget   |
| Thursday, June 23, 2022      | Town Council conducts third public hearing on FY23 Operating Budget (if needed). This is the last weekday the FY23 Operating Budget can be adopted by Town Council per Part VI Section 6-3 (b) of the charter (TC must adopt within 45 days of receiving budget) |