

# Adult Community Center



## Town of Barnstable ADA Transition Plan

August 2021



Institute for Human Centered Design

200 Portland Street, Boston, MA 02114  
www.IHCDesign.org • info@IHCDesign.org  
617-695-1225 voice/tty

### Background

The Adult Community Center is located at 825 Falmouth Road in Hyannis and is home to the Barnstable Council on Aging. The center is open Monday through Friday, 8:00 AM to 4:30 PM.

The Adult Community Center is a two (2) level building connected by an elevator and a set of interior stairs. The main accessible entrance/exit is located on the 2<sup>nd</sup> floor (north side). There are two additional entrances/exits also on the 2<sup>nd</sup> floor from the Multi-Purpose Rooms A & B (east side). Other exits on this level are located in the storage room (east side) and near the conference room (west side) – those exits are for staff only. On the 1<sup>st</sup> floor, there are three (3) exits that lead to the garden area on the back side of the building and an additional exit from the exercise room.

**Note:** The day of the survey the exit located at the storage area (2<sup>nd</sup> floor) was been used as an entry/exit for COVID vaccination.

The Adult Community Center offers various programs and services to seniors in the community including brown bag lunch for seniors, fuel assistance, health insurance counseling, meals on wheels, etc. Activities include exercise, yoga, art classes, cooking classes, craft, workshops, games, etc. The lower level features two (2) classrooms, an activity room, a billiards room, an exercise room a library and a medical exam room. The upper level features an art room, two (2) multi-purpose rooms, activity rooms, a conference room, a lounge and a kitchen area. Multi-user toilet rooms as well as single -user toilet rooms are located on both floors. Staff offices are also located on both floors. The parking lot is located on the north side of the building. There are 153 parking spaces including 12 accessible parking spaces. The drop-off area is right in front of the building, and an EV parking space is also located in that area. A garden is located on the west side of the building and can be accessed through the lower and upper levels.

### Key Accessibility Issues

#### Exterior Routes

Accessibility issues at the routes around the garden include excessive cross slopes and routes not maintained in operable working condition.

#### Parking

Accessibility issues include lack of an identification sign at each parking space. The current configuration has one identification sign located at the access aisle with arrows pointing to the accessible spaces. An identification sign is needed at each accessible parking space. Other accessibility issues include identification signs mounted higher than the maximum height allowed.

#### Multi-Purpose Rooms, Activity Rooms and Exercise Room

Accessibility issues include lack of an assistive listening systems in the multipurpose and activity rooms, lack of accessible work surfaces (with knee clearance), lack of maneuvering clearance at the doors leading to outside in the Multi-Purpose Rooms A and B, lack of knee clearance at the sink located in the special needs room due to the location of trash cans and shelves that protrude into the circulation path.

**Note:** In assembly areas where audible communication is integral to the use of the space, an assistive listening system shall be provided. Assistive listening systems shall be identified by the International Symbol of Access for Hearing Loss.

#### Signage

Accessibility issues include lack of tactile egress signs (braille and raised characters), lack of raised characters at the designation signs, lack of the required clear floor space at the designation signs and lack of the illuminated International Symbol of Accessibility (ISA) at the accessible emergency exits. Other accessibility issues include designation signs not located on the latch side of the door, information sign mounted lower than the

minimum allowed and lack of the International Symbol of Accessibility (ISA) at the accessible entrance (north side).

#### Toilet Rooms

Accessibility issues include lack of maneuvering clearance at the toilets due to the location of railings around the toilet (multi-user toilet rooms – 1<sup>st</sup> floor), toilet paper dispensers mounted above the side grab bars, lack of a self-closing door at the accessible compartments, and lack of a door pull on both sides of the door near the latch. Other accessibility issues include lack of knee and toe clearance at the lavatory due to the location of plastic containers (women's 1<sup>st</sup> floor), lack of insulated pipes at the lavatory (women's 2<sup>nd</sup> floor), paper towel dispensers that protrude into the circulation path and doors to the toilet rooms that required excessive opening force to open.

#### **Additional Accessibility Issues**

- Excessive threshold at the 2<sup>nd</sup> floor exit located on the west side of the building. Note that it is a staff only exit but the day of the survey it was used as an entrance/exit.
- Lack of a drinking fountain for standing users (2<sup>nd</sup> floor).
- Lack of an accessible sink at the art room (2<sup>nd</sup> floor).
- Lack of the required clear floor space at the elevator call buttons and at exit doors due to the location of furniture.
- Lack of accessible work surfaces (library and lounge).
- Lack of a tactile star on both side of the elevator door jambs at the main entry/egress level.
- Lack of an accessible service counter (2<sup>nd</sup> floor).
- Lack of compliant handrails at the interior stairs.
- Lack of cane-detectable barriers along the circulation paths (garden, art room).
- Lack of accessible tables and picnic tables (garden area).
- Excessive opening force at various doors throughout the building.

#### **Order of Magnitude Cost Estimates**

- Provide identification signs at each accessible parking space: \$3,000

- Provide two (2) automatic door openers: \$6,120
- Provide assistive listening systems: \$4,856
- Provide compliant signage (designation, egress and directional): \$4,394
- Provide accessible work surfaces: \$3,500
- Provide accessible dining/ picnic tables: \$4,200
- Renovate toilet rooms: \$2,420
- Provide a drinking fountain for standing users (1<sup>st</sup> floor): \$4,028
- Miscellaneous corrective actions (threshold, service counter, protruding objects, etc.): \$1,789

**Total: \$34,307\***

**\*Note:** Cost to provide compliant exterior accessible routes is not included.

#### **Best Practice and Inclusive Design**

Best practice and inclusive design recommendations include elements that are not required in the standards but may create enhanced experiences for all users.






- Recommended providing a gate surface (kick plate) within 10" of the ground on the push side of the gate (garden).
- Recommend removing the trash cans to maintain the knee clearance under the sink (medical exam room).
- Recommend providing an adjustable podium with knee and toe clearance.
- Recommend providing at least one planter with 27" min. knee clearance.
- Recommend providing permanent informational signage (medical room).
- Recommend adding contrasting strips at the edge of each step at the interior stairs.

For the special need's rooms located on the 1<sup>st</sup> floor recommend:

- Providing small seating areas near the windows;
- Avoid background noise that could potentially be distracting;






- Providing contrasting color finishes on walls to help define space;
- Providing tactile art around the room.

**Town of Barnstable  
Adult Community Center**






ID	Location	Floor	Room	Element	Type	Photo	Issues	Current Measure	Recommendations	Quantity	Price	Cost Estimation
<b>Approach and Entrance</b>												
<b>Exterior Access Route</b>												
1	Electric Parking Near Main Entrance	Ext.		Exterior Access Route	Exterior				Relocate EV parking space so the route to the building is not blocked if a car is parked there.	1	Labor	\$0
2	Garden	Ext.		Exterior Access Route	Walkway		Obstructed by protruding objects	8"	Relocate water hose holder so it does not protrude into the circulation path.	1	Labor	\$0
3	Upper Level Garden	Ext.		Exterior Access Route	Exterior		Surface openings > 1/2"	3.5"	Repair surface.	1	-	\$0
4	Path From Lower Level to Upper Level - Garden	Ext.		Exterior Access Route	Walkway		Cross slope > 1:50 (2.00%)	3.4%	Reduce cross slope to be no steeper than 1:50 (2.00%).	1	-	\$0
5	Path Near Upper Level From Lower Level - Garden	Ext.		Exterior Access Route	Walkway		Cross slope > 1:50 (2.00%)	8.1%	Reduce cross slope to be no steeper than 1:50 (2.00%).	1	-	\$0








**Town of Barnstable  
Adult Community Center**

ID	Location	Floor	Room	Element	Type	Photo	Issues	Current Measure	Recommendations	Quantity	Price	Cost Estimation
6	Upper Level Garden	Ext.		Exterior Access Route	Walkway		Cross slope > 1:50 (2.00%)	4.3%	Reduce cross slope to be no steeper than 1:50 (2.00%).	1	-	\$0
7	Upper Level Garden	Ext.		Exterior Access Route	Exterior		Surface is not stable, firm, and slip-resistant	-	Repair surface.	1	-	\$0
8	Upper Level Garden	Ext.		Exterior Access Route	Walkway		Surface is not stable, firm, and slip-resistant	-	Repair surface.	1	-	\$0
9	Garden	Ext.		Exterior Access Route	Walkway		Route not maintained in operable working condition	-	Ensure the accessible route is maintained in operable working condition.	1	Labor	\$0
10	Path From Lower Level to Upper Level - Garden	Ext.		Exterior Access Route	Walkway		Route not maintained in operable working condition	-	Ensure the accessible route is maintained in operable working condition.	1	-	\$0

**Town of Barnstable  
Adult Community Center**






ID	Location	Floor	Room	Element	Type	Photo	Issues	Current Measure	Recommendations	Quantity	Price	Cost Estimation
<b>Off-Street Parking Lot or Garage</b>												
11	Parking Lot	Ext.		Off-Street Parking Lot or Garage	Visitor			-	Locate sign at the accessible parking space. Ensure the signs with the designation "Van Accessible" are located at the van accessible spaces. Ensure signs are mounted between 60" - 96" above the ground.  See ID #12 for additional cost.	1	Labor	\$0
12	Parking Lot	Ext.		Off-Street Parking Lot or Garage	Visitor		Identification sign not compliant	-	An identification sign is needed at each accessible parking space.	6	500	\$3000
<b>Entrance</b>												
13	Main Entrance/Exit	Ext.		Entrance	Main Entrance		International Symbol of Accessibility not provided	-	Provide a sign with the International Symbol of Accessibility (ISA).	1	346	\$346
<b>Emergency Exit</b>												
14	Exercise Room	1		Emergency Exit			Tactile sign not provided at exit Directional sign to accessible emergency exit not provided		Provide a tactile exit sign with raised characters and braille at exit door. Mount sign between 48"- 60" above the finished floor located on the latch side of the door. Provide a directional sign indicating the location of the nearest accessible emergency exit.	1	232	\$232
15	Exit - Exercise Room	Ext.		Emergency Exit	N/A		Directional sign to accessible emergency exit not provided	-	Provide a directional sign indicating the location of the nearest accessible entrance.	1	232	\$232

**Town of Barnstable  
Adult Community Center**






ID	Location	Floor	Room	Element	Type	Photo	Issues	Current Measure	Recommendations	Quantity	Price	Cost Estimation
16	Exit Through Storage - Multi - Purpose Room A	Ext.		Emergency Exit	N/A		Threshold > 3/4" high	4.75"	Provide a temporary ramp as needed.	1	500	\$500
<b>Access to Goods and Services</b>												
<b>Means of Egress</b>												
17	Exit Through Storage - Multi - Purpose Room A	2		Means of Egress	N/A		Tactile exit sign not provided	-	Ensure a tactile exit sign with raised characters and braille is provided at exit door. Mount sign between 48"- 60" above the finished floor located on the latch side of the door. Recommend providing a directional sign.	1	232	\$232
18	Main Entrance/Exit	2		Means of Egress	N/A		Tactile exit sign not provided Illuminated ISA symbol not provided (MAAB)	- -	Ensure a tactile exit sign with raised characters and braille is provided at exit door. Mount sign between 48"- 60" above the finished floor located on the latch side of the door. Provide an illuminated sign with the International Symbol of Accessibility.	1	432	\$432
19	Exit Near Stair	1		Means of Egress	N/A		Tactile exit sign not provided Illuminated ISA symbol not provided (MAAB)	- -	Ensure a tactile exit sign with raised characters and braille is provided at exit door. Mount sign between 48"- 60" above the finished floor located on the latch side of the door. Provide an illuminated sign with the International Symbol of Accessibility.	1	432	\$432
20	Exit to Garden Opposite Classroom #1	1		Means of Egress	N/A		Tactile exit sign not provided Illuminated ISA symbol not provided (MAAB)	- -	Ensure a tactile exit sign with raised characters and braille is provided at exit door. Mount sign between 48"- 60" above the finished floor located on the latch side of the door. Provide an illuminated sign with the International Symbol of Accessibility.	1	432	\$432



**Town of Barnstable  
Adult Community Center**






ID	Location	Floor	Room	Element	Type	Photo	Issues	Current Measure	Recommendations	Quantity	Price	Cost Estimation
21	Exit - Activity Room	1		Means of Egress	N/A		Tactile exit sign not provided Illuminated ISA symbol not provided (MAAB)	- -	Ensure a tactile exit sign with raised characters and braille is provided at exit door. Mount sign between 48"- 60" above the finished floor located on the latch side of the door. Provide an illuminated sign with the International Symbol of Accessibility.	1	432	\$432
22	Stair	2		Means of Egress	N/A		Floor level designation not provided	-	Provide a sign on the interior of the stairway enclosure indicating the floor level.	1	232	\$232
23	Exit Near Stair	1		Means of Egress	N/A		Door requires > 15 lbs. of force to open	18 lbs.	Adjust closers of exterior doors so doors do not require more than 15 pounds of force. Note: Fire doors shall have a minimum opening force allowable by the appropriate administrative authority.	1	Labor	\$0
<b>Interior Access Route</b>												
24	Art Room	2		Interior Access Route	N/A		Obstructed by protruding objects	11"	Relocate shelf so it does not protrude into the circulation path.	1	Labor	\$0
25	Stair	1		Interior Access Route	N/A		Obstructed by protruding objects	11.5"	Provide a cane-detectable barrier under the portion of the handrail that protrudes.	1	217	\$217

**Town of Barnstable  
Adult Community Center**






ID	Location	Floor	Room	Element	Type	Photo	Issues	Current Measure	Recommendations	Quantity	Price	Cost Estimation
26	Medical Exam Room	1		Interior Access Route	N/A		Obstructed by protruding objects	5.5"	Relocate telephone so it does not protrude into the circulation path.	1	Labor	\$0
27	Billiards Room	1		Interior Access Route	N/A		Accessible route not provided	-	Relocate chairs to maintain the accessible route to the pool sticks.	1	Labor	\$0
28	Near Stair	1		Interior Access Route	N/A		Vertical clearance < 80" above finished floor	66.5"	It may be technically infeasible to adjust the vertical clearance. Consider adding signage that says, "Low Headroom" or, "Low Ceiling".  Or relocate coat hooks and provide a cane-detectable barrier.	1	232	\$232
<b>Doors, Doorways, &amp; Gates</b>												
29	Activity Room C	2		Doors, Doorways, & Gates	Other		Maneuvering clearance(s) not provided	16.75"	Keep door open during business hours.	1	Labor	\$0
30	Lounge	2		Doors, Doorways, & Gates	Emergency Egress		Maneuvering clearance(s) not provided	-	Relocate plant to maintain the maneuvering clearance at the door.	1	Labor	\$0








**Town of Barnstable  
Adult Community Center**

ID	Location	Floor	Room	Element	Type	Photo	Issues	Current Measure	Recommendations	Quantity	Price	Cost Estimation
31	To Stair	2		Doors, Doorways, & Gates	Emergency Egress		Maneuvering clearance(s) not provided		Relocate bench to maintain the required maneuvering clearance at the door.	1	Labor	\$0
32	Men's Toilet Room	1		Doors, Doorways, & Gates	Toilet Room		Maneuvering clearance(s) not provided	-	Relocate chair to maintain the maneuvering clearance at the toilet door compartment.	1	Labor	\$0
33	Entrance/ Exit - Multi - Purpose Room A	2		Doors, Doorways, & Gates	Emergency Egress		Maneuvering clearance(s) not provided	7"	Provide an automatic door opener.	1	3060	\$3060
34	Entrance/ Exit - Multi - Purpose Room B	2		Doors, Doorways, & Gates	Emergency Egress		Maneuvering clearance(s) not provided	5.5"	Provide an automatic door opener.	1	3060	\$3060
35	Multi - Purpose Room B	2		Doors, Doorways, & Gates	Other		Maneuvering clearance(s) not provided	-	Relocate hand sanitizer to maintain the maneuvering clearance at the door.	1	Labor	\$0

**Town of Barnstable  
Adult Community Center**






ID	Location	Floor	Room	Element	Type	Photo	Issues	Current Measure	Recommendations	Quantity	Price	Cost Estimation
36	Men's Toilet Room	2		Doors, Doorways, & Gates	Toilet Room		Door requires > 5 lbs. of force to open	15 lbs.	Adjust closers so doors do not require more than 5 pounds of force to open.	1	Labor	\$0
37	Women's Toilet Room	2		Doors, Doorways, & Gates	Toilet Room		Door requires > 5 lbs. of force to open	11 lbs.	Adjust closers so doors do not require more than 5 pounds of force to open.	1	Labor	\$0
38	Exercise Room	1		Doors, Doorways, & Gates	Emergency Egress		Door requires > 5 lbs. of force to open	20 lbs.	Adjust closers so doors do not require more than 5 pounds of force to open.	1	Labor	\$0
39	Men's Toilet Room	1		Doors, Doorways, & Gates	Toilet Room		Door requires > 5 lbs. of force to open	14 lbs.	Adjust closers so doors do not require more than 5 pounds of force to open.	1	Labor	\$0
40	Women's Toilet Room	1		Doors, Doorways, & Gates	Toilet Room		Door requires > 5 lbs. of force to open	10 lbs.	Adjust closers so doors do not require more than 5 pounds of force to open.	1	Labor	\$0

**Town of Barnstable  
Adult Community Center**






ID	Location	Floor	Room	Element	Type	Photo	Issues	Current Measure	Recommendations	Quantity	Price	Cost Estimation
41	Multi - Purpose Room A	2		Doors, Doorways, & Gates	Circulation		Door requires > 5 lbs. of force to open	10 lbs.	Adjust closers so doors do not require more than 5 pounds of force to open.	1	Labor	\$0
42	Multi - Purpose Room B	2		Doors, Doorways, & Gates	Other		Door requires > 5 lbs. of force to open	11 lbs.	Adjust closers so doors do not require more than 5 pounds of force to open.	1	Labor	\$0
<b>Stairways</b>												
43	Stair	1.5		Stairways	Egress		Handrails have non-compliant cross section	-	Provide handrails with 1 1/4" - 1-1/2" circular cross sections.	1	-	\$0
<b>Elevator</b>												
44	Elevator	2		Elevator	Interior				Remove chair to maintain the clear floor space at the elevator call buttons.	1	Labor	\$0
45	Elevator	1		Elevator	Interior		Visible or audible hall signals not provided	-	Note: Visible hall signals were not required before 2010 in existing elevators. When renovation occurs, install visible hall signals.	1	-	\$0








**Town of Barnstable  
Adult Community Center**

ID	Location	Floor	Room	Element	Type	Photo	Issues	Current Measure	Recommendations	Quantity	Price	Cost Estimation
46	Elevator	2		Elevator	Interior		Tactile stars not provided at main entry level	-	Provide a tactile star on both sides of jambs at main floor.	2	96	\$192
<b>Signage</b>												
47	Lounge	2		Signage	Egress		Signage is not provided	-	Locate compliant signage alongside the door on the latch side.	1	232	\$232
48	Classroom #1 Opposite Pool Room	1		Signage	Designation		Signage is not provided	-	Locate compliant signage alongside the door on the latch side.	1	232	\$232
49	Exercise Room	1		Signage	Designation		Raised characters not provided on sign Sign not located on the latch side of the door	- -	Provide text with raised characters duplicated in braille on sign. Locate sign alongside the door on the latch side.	1	232	\$232
50	Pool Room	1		Signage	Designation		Raised characters not provided on sign Sign not located on the latch side of the door	- -	Provide text with raised characters duplicated in braille on sign. Locate sign alongside the door on the latch side.  Ensure the sign reflects the actual use of the room.	1	232	\$232

**Town of Barnstable  
Adult Community Center**






ID	Location	Floor	Room	Element	Type	Photo	Issues	Current Measure	Recommendations	Quantity	Price	Cost Estimation
51	Classroom #1 Entry Near Garden	1		Signage	Designation		Raised characters not provided on sign Sign not located on the latch side of the door	- -	Provide text with raised characters duplicated in braille on sign. Locate sign alongside the door on the latch side.	1	232	\$232
52	Right of Main Entrance/Exit	Ext.		Signage	Informational		Visual characters < 40" above ground	27.5"	Mount visual sign so that the baseline of the lowest character is 40" min. above the finished floor.	1	Labor	\$0
53	To Multi - Purpose Rooms	2		Signage	Designation		Sign lacks 18" min. by 18" min. clear floor space	-	Relocate bench to ensure there is 18" min. by 18" min. clear floor space centered on the sign.	1	Labor	\$0
<b>Service Counter</b>												
54	Reception Desk	2		Service Counter	N/A		Counter > 36" high	41.75"	Provide a counter that is 36" max. above the ground or finished floor.	1	880	\$880
<b>Operable Parts</b>												
55	Near Art Room	2		Operable Parts	Other		Clear floor space is not provided	-	Relocate bench to maintain a 30: by 48" clear floor space at the mail drop off user feedback.	1	Labor	\$0

**Town of Barnstable  
Adult Community Center**






ID	Location	Floor	Room	Element	Type	Photo	Issues	Current Measure	Recommendations	Quantity	Price	Cost Estimation
<b>Dining or Work Surfaces</b>												
56	Lounge	2		Dining or Work Surfaces	Dining Surface		Knee or toe clearance not provided	-	Provide at least 1 dining or work surface with 27" min. knee and toe clearance.	1	700	\$700
57	Robert E. Cross Library	1		Dining or Work Surfaces	Work Surface		Knee or toe clearance not provided	-	Provide at least 1 work surface with 27" min. knee and toe clearance.	1	700	\$700
58	Robert E. Cross Library	1		Dining or Work Surfaces	Work Surface		Knee or toe clearance not provided	-	Provide a computer table with 27" min. knee and toe clearance.	1	700	\$700
59	Classroom #1 Opposite Pool Room	1		Dining or Work Surfaces	Work Surface		Knee or toe clearance not provided	-	Provide at least 1 work surface with 27" min. knee and toe clearance.	1	700	\$700
60	To Closet Near Multipurpose Rooms	2		Dining or Work Surfaces	Work Surface		Top of dining/work surface < 28" or > 34"	42.5"	Provide at least one work surface with top between 28"- 34" above the floor and 27" clear height underneath.	1	700	\$700








**Town of Barnstable  
Adult Community Center**

ID	Location	Floor	Room	Element	Type	Photo	Issues	Current Measure	Recommendations	Quantity	Price	Cost Estimation
<b>Assembly Area</b>												
61	Activity Room B	2		Assembly Area			Assistive listening devices not provided	-	If audible communication is integral to the use of the space, provide an assistive listening system.	1	1214	\$1214
62	Activity Room A	2		Assembly Area	N/A		Assistive listening devices not provided	-	If audible communication is integral to the use of the space, provide an assistive listening system.	1	1214	\$1214
63	Multi - Purpose Room A	2		Assembly Area	N/A		Assistive listening devices not provided	-	If audible communication is integral to the use of the space, provide an assistive listening system.	1	1214	\$1214
64	Multi - Purpose Room B	2		Assembly Area	N/A		Assistive listening devices not provided	-	If audible communication is integral to the use of the space, provide an assistive listening system.	1	1214	\$1214
<b>Picnic Tables</b>												
65	Deck	2		Picnic Tables	N/A		Toe or knee clearance at tables not provided	-	Provide at least 1 dining surface (or ensure that 5% of dining surfaces) have toe and knee clearance.	1	1400	\$1400

**Town of Barnstable  
Adult Community Center**






ID	Location	Floor	Room	Element	Type	Photo	Issues	Current Measure	Recommendations	Quantity	Price	Cost Estimation
66	Garden	Ext.		Picnic Tables	N/A		Toe or knee clearance at tables not provided	-	Provide at least 1 dining surface (or ensure that 5% of dining surfaces) have toe and knee clearance.	1	1400	\$1400
67	Upper Level Garden	Ext.		Picnic Tables	N/A		Toe or knee clearance at tables not provided	11.5"	Provide one picnic table with 19" min. clear space under the table for knee clearance.	1	1400	\$1400
<b>Exterior Benches</b>												
68	Bench - Right of Main Entrance/Exit	Ext.		Exterior Benches	N/A		Cross slope > 1:50 (2.00%)	7.2%	Reduce cross slope to be no steeper than 1:50 (2.00%).	1	-	\$0
69	Bench - Left of Main Entrance/Exit	Ext.		Exterior Benches	N/A		Cross slope > 1:50 (2.00%)	5.8%	Reduce cross slope to be no steeper than 1:50 (2.00%).	1	-	\$0
<b>Toilet &amp; Bathing Rooms</b>												
<b>Lavatory</b>												
70	Women's Toilet Room	1		Lavatory	N/A		Toe or knee clearances not provided	-	Remove plastic bin container to maintain the required knee clearance.	1	Labor	\$0

**Town of Barnstable  
Adult Community Center**






ID	Location	Floor	Room	Element	Type	Photo	Issues	Current Measure	Recommendations	Quantity	Price	Cost Estimation
71	Women's Toilet Room	2		Lavatory	N/A		Plumbing underneath is exposed	-	Insulate or otherwise configure pipes to prevent contact for at least one lavatory.	1	92	\$92
<b>Toilet Compartment</b>												
72	Men's Toilet Room	2		Toilet Compartment	Accessible Compartment		Door has malfunctioning self-closing hinge Door pull not provided	-	Repair hinge. Provide a door pull on both sides of the door near the latch.	1	70	\$70
73	Women's Toilet Room	2		Toilet Compartment	Accessible Compartment		Door has malfunctioning self-closing hinge Door pull not provided	- -	Repair hinge. Provide a door pull on both sides of the door near the latch.	1	70	\$70
74	Men's Toilet Room	2		Toilet Compartment	Accessible Compartment		Non-compliant toilet paper dispenser	-	Relocate toilet paper so that it is 24" min. high, located under the grab bar, and between 7" and 9" from the front of the toilet.	1	256	\$256
75	Women's Toilet Room	2		Toilet Compartment	Accessible Compartment		Non-compliant toilet paper dispenser	-	Relocate toilet paper so that it is 24" min. high, located under the grab bar, and between 7" and 9" from the front of the toilet.	1	256	\$256







**Town of Barnstable  
Adult Community Center**

ID	Location	Floor	Room	Element	Type	Photo	Issues	Current Measure	Recommendations	Quantity	Price	Cost Estimation
76	Men's Toilet Room	1		Toilet Compartment	Accessible Compartment		Non-compliant toilet paper dispenser Clearance at toilet < 60" clear width	- -	Relocate toilet paper so that it is 24" min. high, located under the grab bar, and between 7" and 9" from the front of the toilet. Remove railing to maintain the required 60" clear floor space at the toilet.	1	256	\$256
77	Women's Toilet Room	1		Toilet Compartment			Non-compliant toilet paper dispenser Clearance at toilet < 60" clear width	- -	Relocate toilet paper so that it is 24" min. high, located under the grab bar, and between 7" and 9" from the front of the toilet. Remove railing to maintain the required 60" clear floor space at the toilet.	1	256	\$256
78	Men's Toilet Room	1		Toilet Compartment	Accessible Compartment		Door pull not provided	-	Provide a door pull on both sides of the door near the latch.	1	70	\$70
79	Women's Toilet Room	1		Toilet Compartment	Accessible Compartment		Door pull not provided	-	Provide a door pull on both sides of the door near the latch.	1	70	\$70
<b>Dispensers</b>												
80	Women's Toilet Room	2		Dispensers	Paper Towel Dispenser		Dispenser acts as a protruding object	14"	Relocate dispenser out of the circulation path.	2	256	\$512


**Town of Barnstable  
Adult Community Center**

ID	Location	Floor	Room	Element	Type	Photo	Issues	Current Measure	Recommendations	Quantity	Price	Cost Estimation
81	Men's Toilet Room	1		Dispensers	Paper Towel Dispenser		Dispenser acts as a protruding object	-	Relocate dispenser out of the circulation path.	1	256	\$256
82	Women's Toilet Room	1		Dispensers	Paper Towel Dispenser		Dispenser acts as a protruding object	10"	Relocate dispenser out of the circulation path.	1	256	\$256
<b>Additional Access</b>												
<b>Drinking Fountains</b>												
83	Fountain Near Toilet Rooms	2		Drinking Fountains	Low		No drinking fountain provided for standing users	-	Provide an additional drinking fountain for standing users or install a Hi-Lo drinking fountain.	1	4028	\$4028
<b>Sink</b>												
84	Art Room	2		Sink	N/A		Toe and knee clearances not provided	-	Remove plastic container to maintain the required toe clearance.	1	Labor	\$0
85	Special Needs Room	1		Sink	Kitchenette		Toe and knee clearances not provided	-	Relocate items under the sink to maintain the maneuvering clearance.	1	Labor	\$0

**Town of Barnstable  
Adult Community Center**

ID	Location	Floor	Room	Element	Type	Photo	Issues	Current Measure	Recommendations	Quantity	Price	Cost Estimation
<b>Best Practice</b>												
<b>Gate</b>												
86	Garden	Ext.		Gate	N/A				Recommended providing a gate surface within 10" of the ground on the push side of the gate.	1	-	\$0
<b>Lantern</b>												
87	Medical Exam Room	1			N/A				Recommend removing the trash cans to maintain the knee clearance under the sink.	1	-	\$0
<b>Lantern</b>												
88	Art Room	2		Lantern	N/A				Recommend providing an adjustable podium with knee and toe clearance.	1	-	\$0
<b>Planters</b>												
89	Deck	2		Planters	N/A				Recommend providing at least one planter with 27" min. knee clearance.	1	-	\$0

**Town of Barnstable  
Adult Community Center**

ID	Location	Floor	Room	Element	Type	Photo	Issues	Current Measure	Recommendations	Quantity	Price	Cost Estimation
<b>Signage</b>												
90	Near Medical Exam Room	1		Signage	N/A				Recommend providing permanent informational signage.	1	-	\$0
<b>Stairs</b>												
91	Stair	2		Stairs	N/A				Recommend adding contrasting strips at the edge of each step at the stairs.	1	-	\$0